

### 5mm Phototransistor T-1 3/4 EAPLP05RDEA2

#### Features

- Fast response time.
- High photo sensitivity.
- Pb free.
- The product itself will remain within RoHS compliant version.
- Copliance with EU REACH.
- Compliance Halogen Free. ( Br < 900 ppm , Cl < 900ppm , Br+Cl < 1500ppm )

#### Descriptions

The EAPLP05RDEA2 is a high speed and high sensitive NPN silicon and NPN epitaxial planar phototransistor molded in a standard 5 mm package. Due to is black epoxy the device is sensitive to infrared radiation.

#### Applications

- Sensor

### Device Selection Guide

LED Part No.	Chip	Lens Color
	Material	
PT	Silicon	Black

### Absolute Maximum Ratings (Ta=25°C)

Parameter	Symbol	Rating	Units
Collector-Emitter Voltage	$V_{CEO}$	30	V
Emitter-Collector-Voltage	$V_{ECO}$	3	V
Collector Current	$I_C$	20	mA
Operating Temperature	$T_{opr}$	-25 ~ +85	°C
Storage Temperature	$T_{stg}$	-40 ~ +100	°C
Lead Soldering Temperature	$T_{sol}$	260	°C
Power Dissipation at (or below) 25°C Free Air Temperature	$P_c$	75	mW

Notes: \*1:Soldering time  $\leq$  5 seconds.

### Electro-Optical Characteristics (Ta=25°C)

Parameter	Symbol	Condition	Min.	Typ.	Max.	Units
Collector – Emitter Breakdown Voltage	$BV_{CEO}$	$I_C=100\mu A$ $E_e=0mW/cm^2$	30	---	---	V
Emitter-Collector Breakdown Voltage	$BV_{ECO}$	$I_E=100\mu A$ $E_e=0mW/cm^2$	3	---	---	V
Collector-Emitter Saturation Voltage	$V_{CE(sat)}$	$I_C=2mA$ $E_e=1mW/cm^2$	---	---	0.4	V
Rise Time	$t_r$	$V_{CE}=5V$ $I_C=1mA$	---	15	---	$\mu S$
Fall Time	$t_f$	$RL=1000\Omega$	---	15	---	
Collector Dark Current	$I_{CEO}$	$E_e=0mW/cm^2$ $V_{CE}=20V$	---	---	100	nA
On State Collector Current	$I_{C(on)}$	$E_e=1mW/cm^2$ $V_{CE}=5V$	0.7	---	---	mA
Rang Of Spectral Bandwidth	$\lambda_{0.5}$	---	840	---	1100	nm
Wavelength of Peak Sensitivity	$\lambda_p$	---	---	940	---	nm

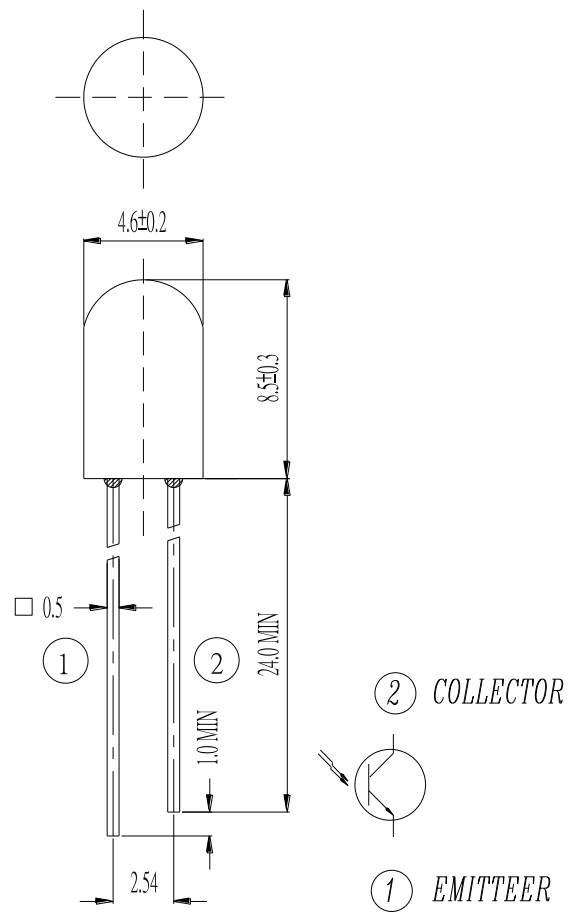
Note:

\*Measurement Uncertainty of Forward Voltage:  $\pm 0.1V$

\*Measurement Uncertainty of Luminous Intensity:  $\pm 10\%$

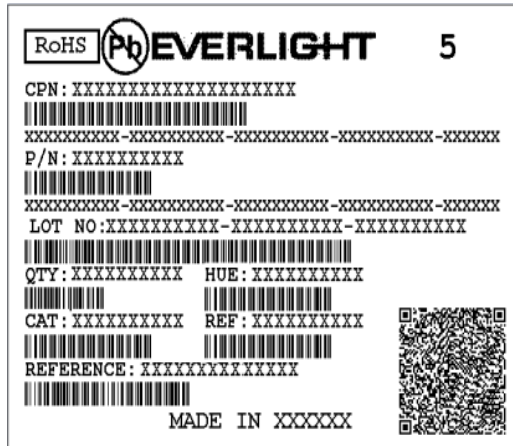
\*Measurement Uncertainty of Dominant Wavelength  $\pm 1.0nm$

### Package Dimensions



- Notes:** 1.All dimensions are in millimeters  
2.Tolerances unless dimensions  $\pm 0.25$ mm

## Label Form Specification



CPN: Customer's Production Number

P/N : Production Number

QTY: Packing Quantity

CAT: Ranks

HUE: Peak Wavelength

REF: Reference

LOT No: Lot Number


X: Month

Reference: Identify Label Number

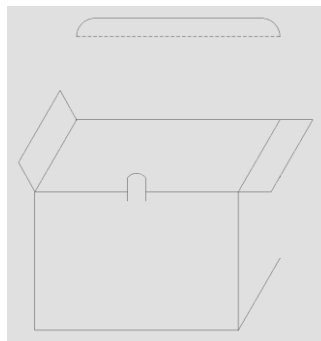
2. 10 Inner Cartons/1 Outside Carton

### Packing Specification

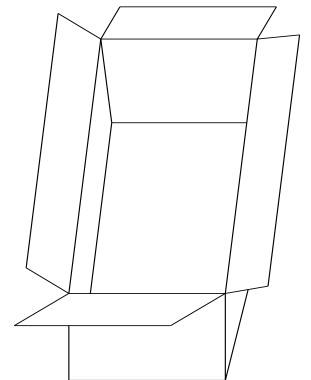
■ Anti-electrostatic bag



■ Inner Carton



■ Outside Carton



■ Packing Quantity

1. MIN 200 To 500 PCS/1 Bag, 5 Bags/1 Inner Carton

2. 10 Inner Cartons/1 Outside Carton

### Typical Electro-Optical Characteristics Curves

Fig.1 Collector Power Dissipation vs. Ambient Temperature

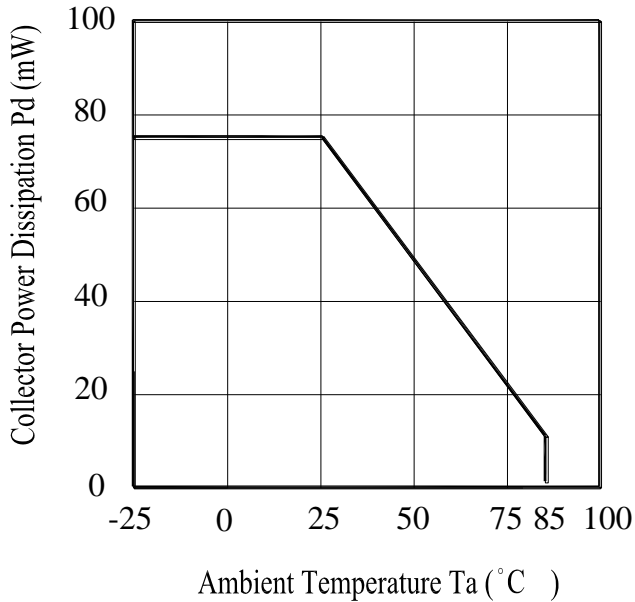


Fig.2 Spectral Sensitivity

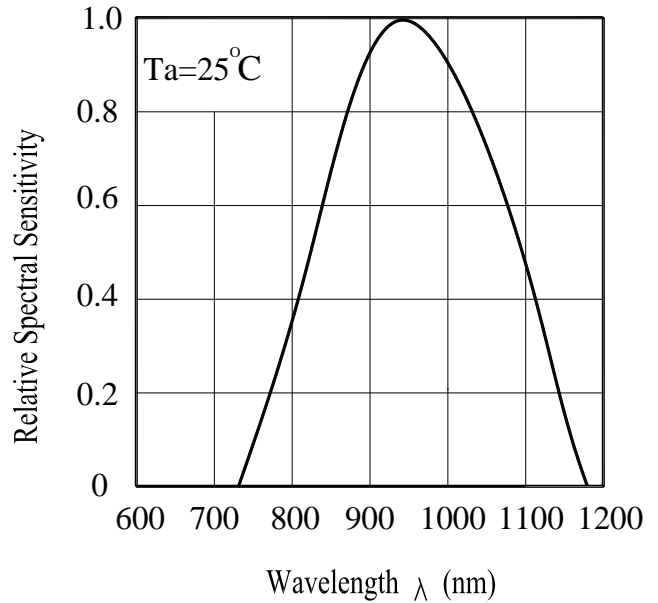


Fig.3 Relative Collector Current vs. Ambient Temperature

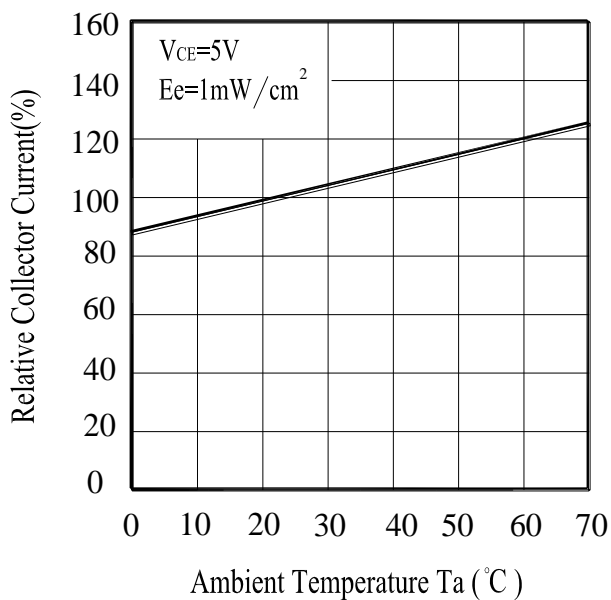
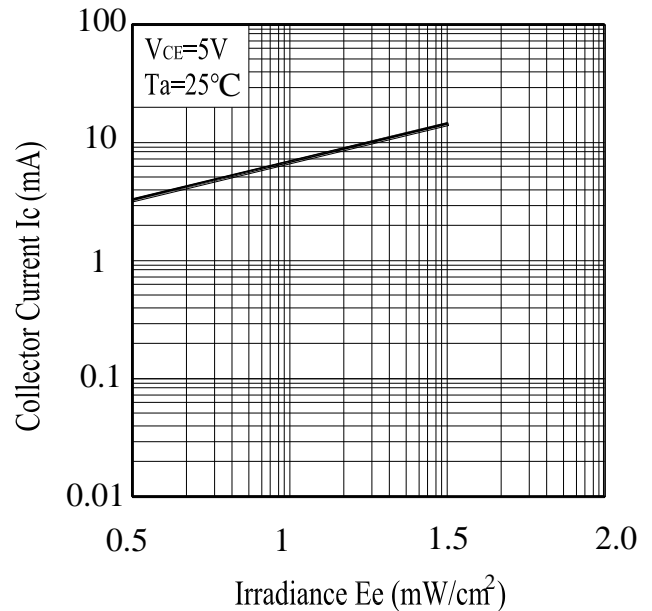


Fig.4 Collector Current vs. Irradiance



### Typical Electro-Optical Characteristics Curves

Fig.5 Collector Dark Current vs.  
 Ambient Temperature

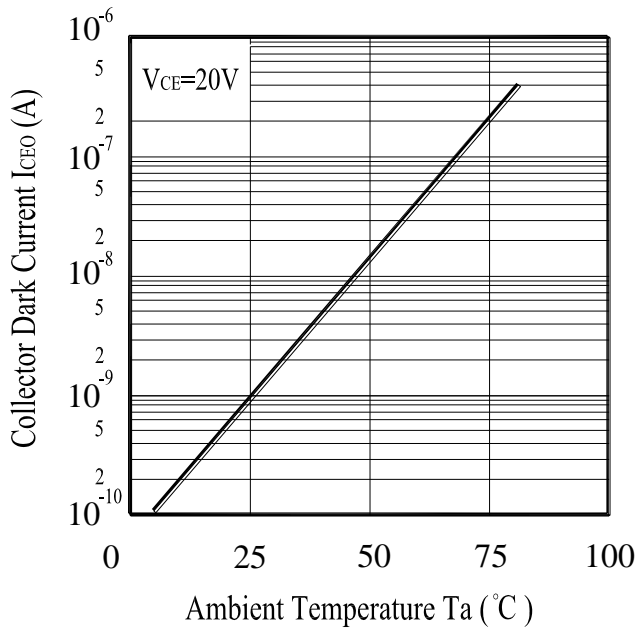
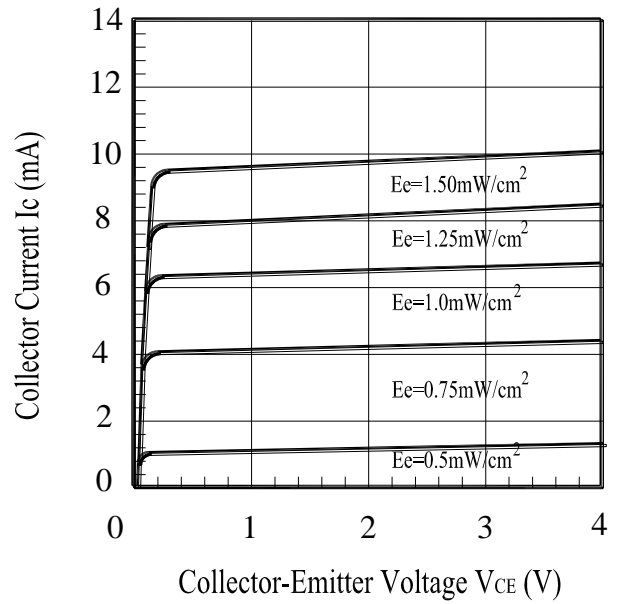


Fig.6 Collector Current vs.  
 Collector-Emitter Voltage

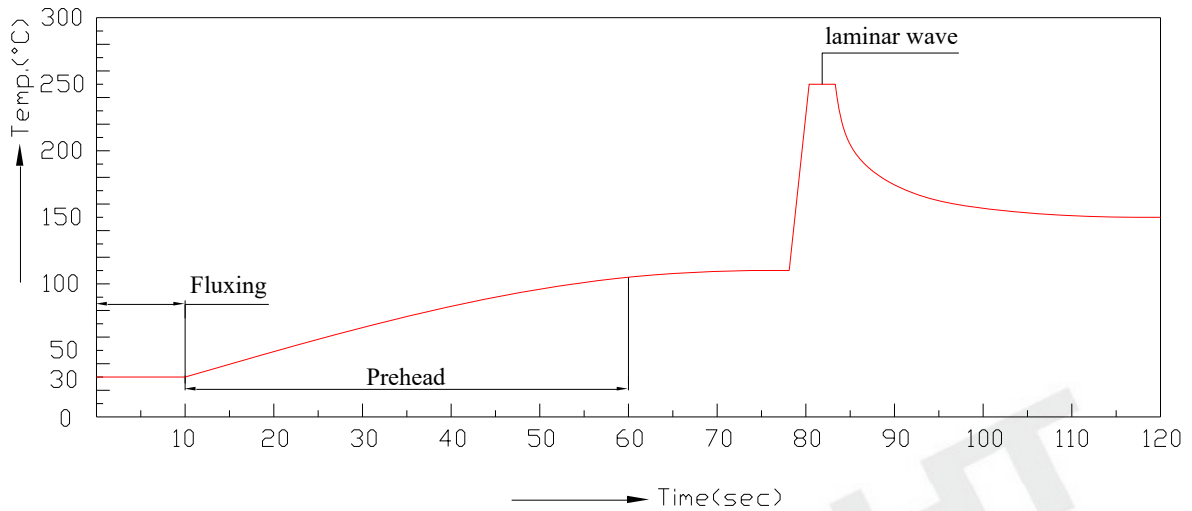


**Notes**

1. Lead Forming
  - During lead formation, the leads should be bent at a point at least 3mm from the base of the epoxy bulb.
  - Lead forming should be done before soldering.
  - Avoid stressing the PHOTOTRANSISTOR package during leads forming. The stress to the base may damage the PHOTOTRANSISTOR's characteristics or it may break the Phototransistor.
  - Cut the PHOTOTRANSISTOR lead frames at room temperature. Cutting the lead frames at high temperatures may cause failure of the Phototransistor.
  - When mounting the Phototransistor onto a PCB, the PCB holes must be aligned exactly with the lead position of the PHOTOTRANSISTOR. If the Phototransistor are mounted with stress at the leads, it causes deterioration of the epoxy resin and this will degrade the Phototransistor.
  
2. Storage
  - The Phototransistor should be stored at 30°C or less and 70%RH or less after being shipped from Everlight and the storage life limits are 3 months. If the Phototransistor are stored for 3 months or more, they can be stored for a year in a sea Phototransistor container with a nitrogen atmosphere and moisture absorbent material.
  - Please avoid rapid transitions in ambient temperature, especially, in high humidity environments where condensation can occur.
  
3. Soldering
  - Careful attention should be paid during soldering. When soldering, leave more than 3mm from solder joint to epoxy bulb, and soldering beyond the base of the tie bar is recommended.
  - Recommended soldering conditions:

Hand Soldering		DIP Soldering	
Temp. at tip of iron	300°C Max. (30W Max.)	Preheat temp.	100°C Max. (60 sec Max.)
Soldering time	3 sec Max.	Bath temp. & time	260 Max., 5 sec Max
Distance	3mm Min.(From solder joint to epoxy bulb)	Distance	3mm Min. (From solder joint to epoxy bulb)

■ Recommended soldering profile



- Avoiding applying any stress to the lead frame while the Phototransistor are at high temperature particularly when soldering.
- Dip and hand soldering should not be done more than one time
- After soldering the Phototransistor, the epoxy bulb should be protected from mechanical shock or vibration until the Phototransistor return to room temperature.
- A rapid-rate process is not recommended for cooling the Phototransistor down from the peak temperature.

Although the recommended soldering conditions are specified in the above table, dip or hand soldering at the lowest possible temperature is desirable for the Phototransistor.

- Wave soldering parameter must be set and maintain according to recommended temperature and dwell time in the solder wave.

4. Cleaning

- When necessary, cleaning should occur only with isopropyl alcohol at room temperature for a duration of no more than one minute. Dry at room temperature before use.
- Do not clean the Phototransistor by the ultrasonic. When it is absolutely necessary, the influence of ultrasonic cleaning on the Phototransistor depends on factors such as ultrasonic power and the assembl Phototransistor condition. Ultrasonic cleaning shall be pre-qualified to ensure this will not cause damage to the PHOTOTRANSISTOR

5. Heat Management

- Heat management of Phototransistor must be taken into consideration during the design stage of PHOTOTRANSISTOR application. The current should be de-rated appropriately by referring to the de-rating curve found in each product specification.
- The temperature surrounding the PHOTOTRANSISTOR in the application should be control Phototransistor. Please refer to the data sheet de-rating curve.



6. ESD (Electrostatic Discharge)
  - Electrostatic discharge (ESD) or surge current (EOS) can damage Phototransistor.
  - An ESD wrist strap, ESD shoe strap or antistatic gloves must be worn whenever handling Phototransistor.
  - All devices, equipment and machinery must be properly grounded.
  - Use ion blower to neutralize the static charge which might have built up on surface of the Phototransistor plastic lens as a result of friction between Phototransistor during storage and handing.

## DISCLAIMER

1. EVERLIGHT reserves the right(s) on the adjustment of product material mix for the specification.
2. The product meets EVERLIGHT published specification for a period of twelve (12) months from date of shipment.
3. The graphs shown in this datasheet are representing typical data only and do not show guaranteed values.
4. When using this product, please observe the absolute maximum ratings and the instructions for using outlined in these specification sheets. EVERLIGHT assumes no responsibility for any damage resulting from the use of the product which does not comply with the absolute maximum ratings and the instructions included in these specification sheets.
5. These specification sheets include materials protected under copyright of EVERLIGHT. Reproduction in any form is prohibited without obtaining EVERLIGHT's prior consent.
6. This product is not intended to be used for military, aircraft, automotive, medical, life sustaining or life saving applications or any other application which can result in human injury or death. Please contact authorized Everlight sales agent for special application request.