

GXUAN 1919

36V/16W V3 series

烜



Introduction

Everlight's COB Series is an aluminum substrate based LED achieving high efficiency while maintaining high CRI at Energy Star / ANSI color temperature ranges.

Features

- ◆ High Power COB & High CRI LED
- ◆ Multi-Chip Solution
- ◆ Dimension: 19.0mm x 19.0mm x 1.6 mm
- ◆ Main Parameters: Luminous Flux, Forward Voltage, Chromaticity and Color Rendering Index
- ◆ RoHS compliant
- ◆ Energy Star / ANSI Compliant Binning Structure
- ◆ Typical Viewing Angle: 115°

Applications

- ◆ Replacement Bulb
- ◆ Indoor General Lighting
- ◆ Recessed Can Lighting

Table of Contents

Product Nomenclature	3
Absolute Maximum Ratings	4
PN of the GXUAN 1919 36V/16W V3 series:White LEDs.....	5
Product Binning:Luminous Flux Bins	6
Product Binning:Warm White Bin Structure	7
Product Binning:Warm White Bin Coordinates	7
Product Binning:Neutral White Bin Structure.....	8
Product Binning:Neutral White Bin Coordinates.....	8
Product Binning:Cool White Bin Structure	9
Product Binning:Cool White Bin Coordinates	9
Product Binning:Forward Voltage Bins	10
Mechanical Dimension.....	11
Pad Configuration	12
Typical Electro-Optical Characteristic Curve	13
Product Labeling	18
Carrier Tray Specification	18
Precautions of Use	19
Revision History	22

EVERLIGHT

Product Nomenclature

The product name is designated as below:

GXUAN1919-CDEFGHJ-KLMNP-QRST

Family name
GXUAN1919

Designation:

CD = lighting color and wavelength_[1]

EF = color bin or CCT bin

G = internal code

HJ = min. luminous flux (lm) or radiation power (mW) performance

KL = forward voltage bin_[2]

M = internal code

NP = power consumption_[3]

Q= internal code

R= Dam Diameter_[4]

S= internal code

T=Type of Package_[5]

Notes

1. Table of lighting color and wavelength

Symbol	Color	CCT range	Color Rendering Index
GT	Cool-White	4745~7050K	>65
KT	Cool-White	4745~7050K	>80
PT	Cool-White	4745~7050K	>90
LM	Warm-White	2580~3710K	>70
	Neutral-White	3710~4745K	
KM	Warm White	2580~3710K	>80
	Neutral-White	3710~4745K	
PM	Warm-White	2580~3710K	>90
	Neutral-White	3710~4745K	

2. Table of forward voltage bin

Symbol	Description
36	36V Input Voltage

3. Power consumption:

Symbol	Description
16	16W

4. Dam Diameter:

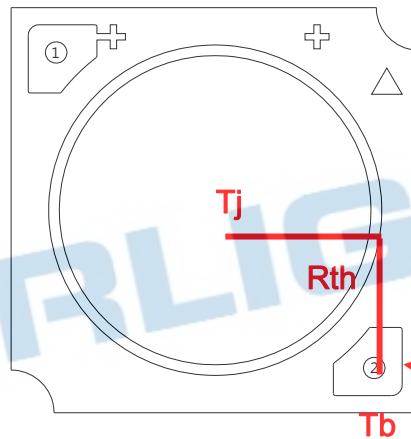
Symbol	Description
E	14.0-14.9mm

5. Table of packaging types:

Symbol	Description
T	Tray

Absolute Maximum Ratings

Parameter	Symbol	Ratings	Unit
Max. DC Forward Current (mA) _{[4],[5]}	I_F	900	mA
Max. Pulse Forward Current (mA)	I_P	1000	mA
Power Dissipation	P_d	34.5	W
Thermal Resistance	R_{th}	0.46	°C/W
Max. Junction Temperature	T_J	120	°C
Operating Temperature _{[4],[5]}	T_{Opr}	-40 ~ +85	°C
Storage Temperature	T_{Stg}	-40 ~ +85	°C



Notes:

1. For optimal performance, Everlight recommends 450mA operation.
2. $t_p \leq 100ms$, Duty cycle = 25%
3. The GXUAN1919 36V/16W V3 series LEDs are not designed for reverse bias use.
4. Power dissipation and forward current are the value when the module temperature is set lower than the rating by using an adequate heat sink.

Measuring point for case temperature

PN of the GXUAN1919 Series : White LEDs



Order Code of GXUAN1919	Minimum Luminous Flux (lm) @Tb=85°C	Typical Luminous Flux (lm) @Tb=85°C	Typical Luminous Flux (lm) @Tb=25°C	CCT (K)	Forward Voltage (V)	Forward Current (mA)	CRI (min.)
XUAN1919-LM27327-36516-4E2T	1886	2096	2328	27M3	31.0~37.0	450	70
XUAN1919-LM30330-36516-4E2T	1999	2221	2468	30M3	31.0~37.0	450	70
XUAN1919-LM35335-36516-4E2T	2061	2290	2544	35M3	31.0~37.0	450	70
XUAN1919-LM40340-36516-4E2T	2093	2326	2584	40M3	31.0~37.0	450	70
XUAN1919-GT50550-36516-4E2T	2164	2404	2671	50M5	31.0~37.0	450	70
XUAN1919-GT57557-36516-4E2T	2187	2430	2700	57M5	31.0~37.0	450	70
XUAN1919-GT65565-36516-4E2T	2187	2430	2700	65M5	31.0~37.0	450	70
GXUAN1919-LM27327-36516-4E2T	1809	2010	2234	27M3	31.0~37.0	450	70
GXUAN1919-LM30330-36516-4E2T	1918	2131	2368	30M3	31.0~37.0	450	70
GXUAN1919-LM35335-36516-4E2T	1977	2197	2441	35M3	31.0~37.0	450	70
GXUAN1919-LM40340-36516-4E2T	2008	2231	2479	40M3	31.0~37.0	450	70
GXUAN1919-GT50550-36516-4E2T	2143	2381	2645	50M5	31.0~37.0	450	70
GXUAN1919-GT57557-36516-4E2T	2166	2407	2674	57M5	31.0~37.0	450	70
GXUAN1919-GT65565-36516-4E2T	2166	2407	2674	65M5	31.0~37.0	450	70
GXUAN1919-KM27327-36516-4E2T	1779	1977	2197	27M3	31.0~37.0	450	80
GXUAN1919-KM30330-36516-4E2T	1886	2096	2328	30M3	31.0~37.0	450	80
GXUAN1919-KM35335-36516-4E2T	1944	2160	2400	35M3	31.0~37.0	450	80
GXUAN1919-KM40340-36516-4E2T	1975	2194	2438	40M3	31.0~37.0	450	80
GXUAN1919-KT50550-36516-4E2T	2041	2268	2520	50M5	31.0~37.0	450	80
GXUAN1919-KT57557-36516-4E2T	2063	2293	2547	57M5	31.0~37.0	450	80
GXUAN1919-KT65565-36516-4E2T	2063	2293	2547	65M5	31.0~37.0	450	80
GXUAN1919-PM27327-36516-4E2T	1555	1728	1920	27M3	31.0~37.0	450	90

GXUAN1919-PM30330-36516-4E2T	1664	1849	2055	30M3	31.0~37.0	450	90
GXUAN1919-PM35335-36516-4E2T	1686	1874	2082	35M3	31.0~37.0	450	90
GXUAN1919-PM40340-36516-4E2T	1730	1922	2136	40M3	31.0~37.0	450	90

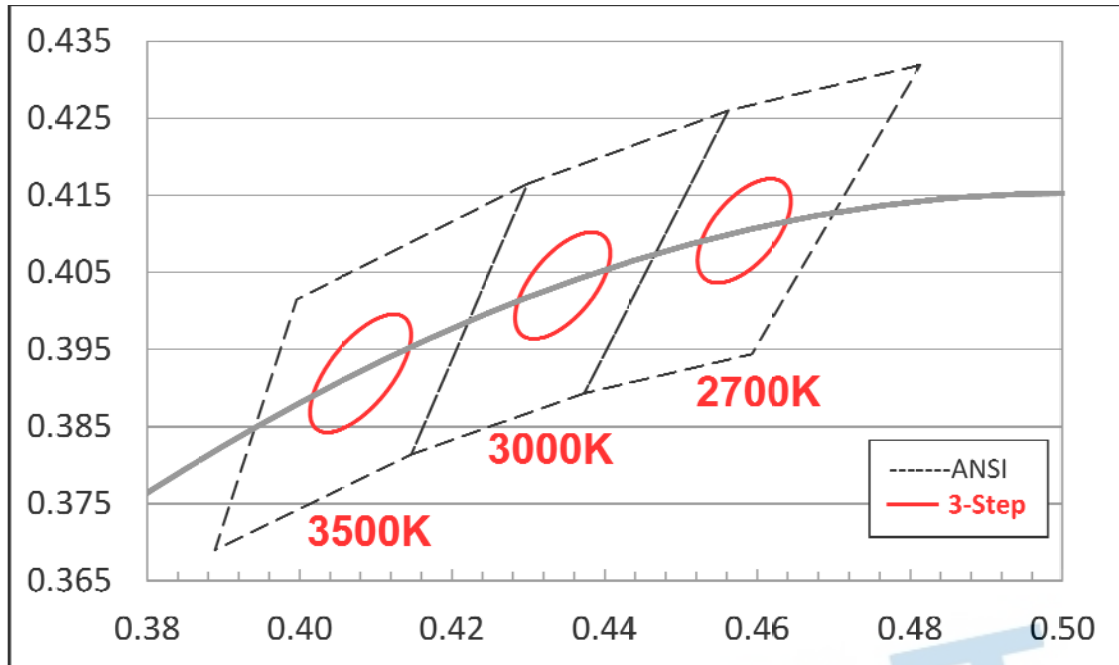
Notes:

1. CRI measurement tolerance: ± 2 .
2. Luminous flux measurement tolerance: $\pm 10\%$.
3. The data of luminous flux measured at thermal pad=25°C
4. Typical luminous flux or light output performance is operated within the condition guided by this datasheet.

EVERLIGHT

Product Binning

Warm-White Bin Structure



Warm-White Bin Coordinates

2700K

Bin	Center-CIE X	Center-CIE Y
27M3	0.4583	0.4101
	Oval parameter	
	a	0.0081
	b	0.0042
	theta	49.7

Bin	CIE X	CIE Y
ANSI	0.4813	0.4319
	0.4562	0.4260
	0.4373	0.3893
	0.4593	0.3944
Reference Range: 2580~2869K		

3000K

Bin	Center-CIE X	Center-CIE Y
30M3	0.4345	0.4033
	Oval parameter	
	a	0.00834
	b	0.00408
	theta	50.22

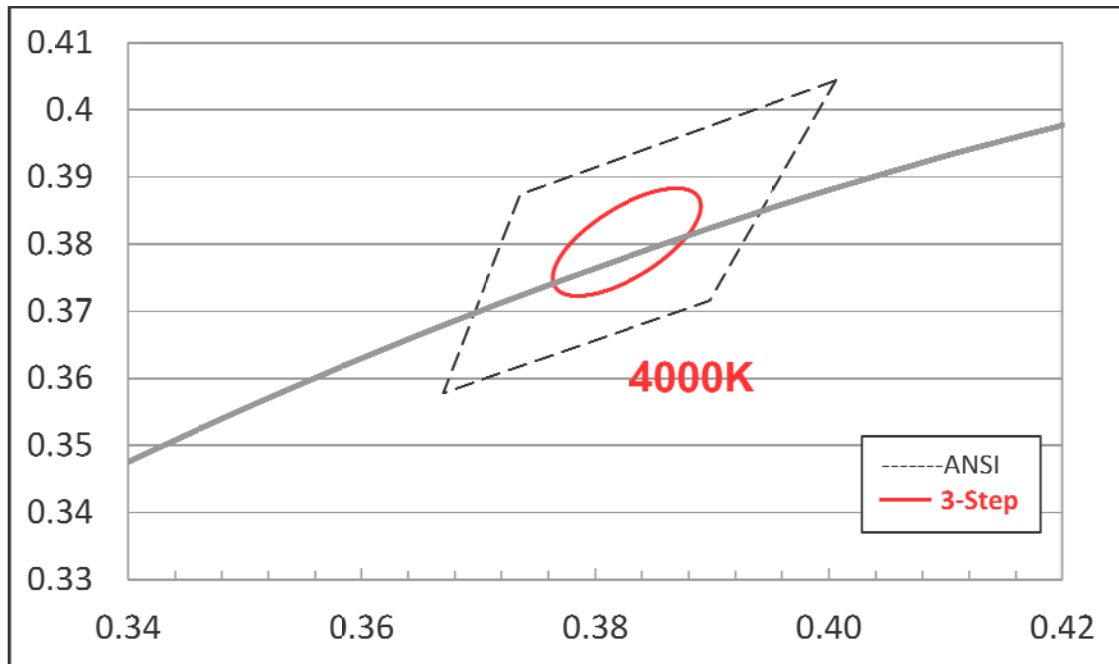
Bin	CIE X	CIE Y
ANSI	0.4562	0.4260
	0.4299	0.4165
	0.4147	0.3814
	0.4373	0.3893
Reference Range: 2858~3209K		

3500K

Bin	Center-CIE X	Center-CIE Y
35M3	0.4080	0.3919
	Oval parameter	
	a	0.00927
	b	0.00414
	theta	51.00

Bin	CIE X	CIE Y
ANSI	0.4299	0.4165
	0.3996	0.4015
	0.3889	0.3690
	0.4147	0.3814
Reference Range: 3209~3710K		

Neutral-White Bin Structure



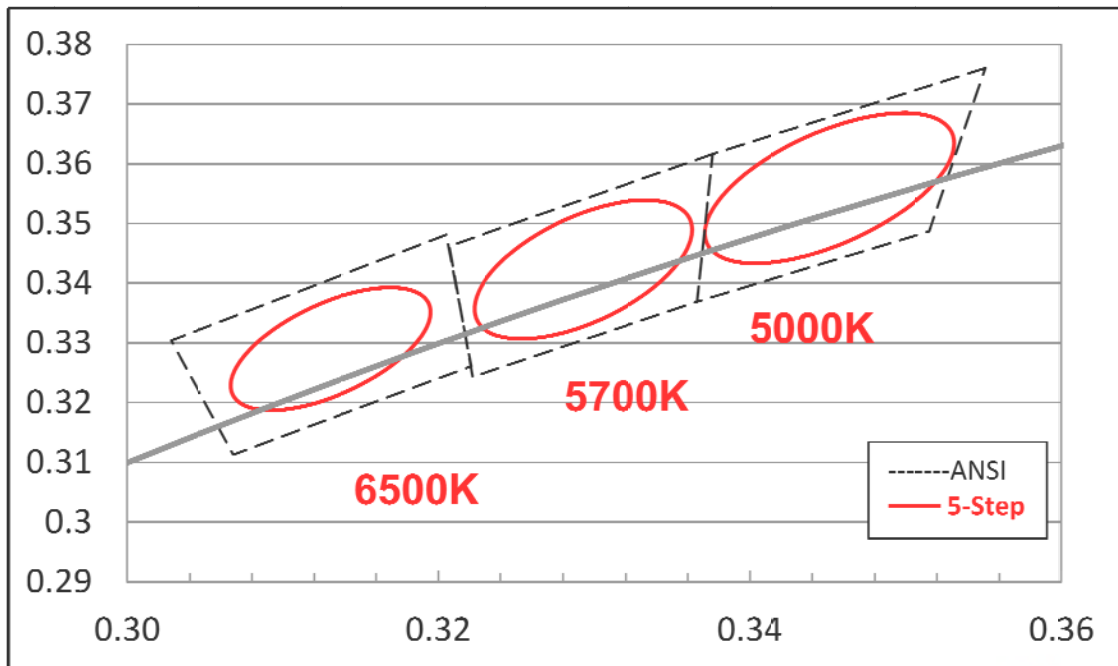
Neutral-White Bin Coordinates

4000K

Bin	Center-CIE X	Center-CIE Y
	0.3827	0.3803
	Oval parameter	
40M3	a	0.00939
	b	0.00402
	theta	54.80

Bin	CIE X	CIE Y
	0.4006	0.4044
ANSI	0.3736	0.3874
	0.3670	0.3578
	0.3898	0.3716
Reference Range: 3709~4260K		

Cool-White Bin Structure



Cool-White Bin Coordinates

5000K

Bin	Center-CIE X	Center-CIE Y
50M5	0.3451	0.3559
	Oval parameter	
	a	0.01370
	b	0.00590
	theta	64.12

Bin	CIE X	CIE Y
ANSI	0.3551	0.3760
	0.3376	0.3616
	0.3366	0.3369
	0.3515	0.3487
Reference Range: 4744~5310K		

5700K

Bin	Center-CIE X	Center-CIE Y
57M5	0.3293	0.3423
	Oval parameter	
	a	0.01245
	b	0.00535
	theta	66.51

Bin	CIE X	CIE Y
ANSI	0.3376	0.3616
	0.3207	0.3462
	0.3222	0.3243
	0.3366	0.3369
Reference Range: 5308~6020K		

6500K

Bin	Center-CIE X	Center-CIE Y
65M5	0.3131	0.3290
	Oval parameter	
	a	0.01115
	b	0.00475
	theta	64.57

Bin	CIE X	CIE Y
ANSI	0.3205	0.3481
	0.3028	0.3304
	0.3068	0.3113
	0.3221	0.3261
Reference Range: 6020~7043K		

Notes:

- Color coordinates measurement allowance : ± 0.01 .

Forward Voltage Bins

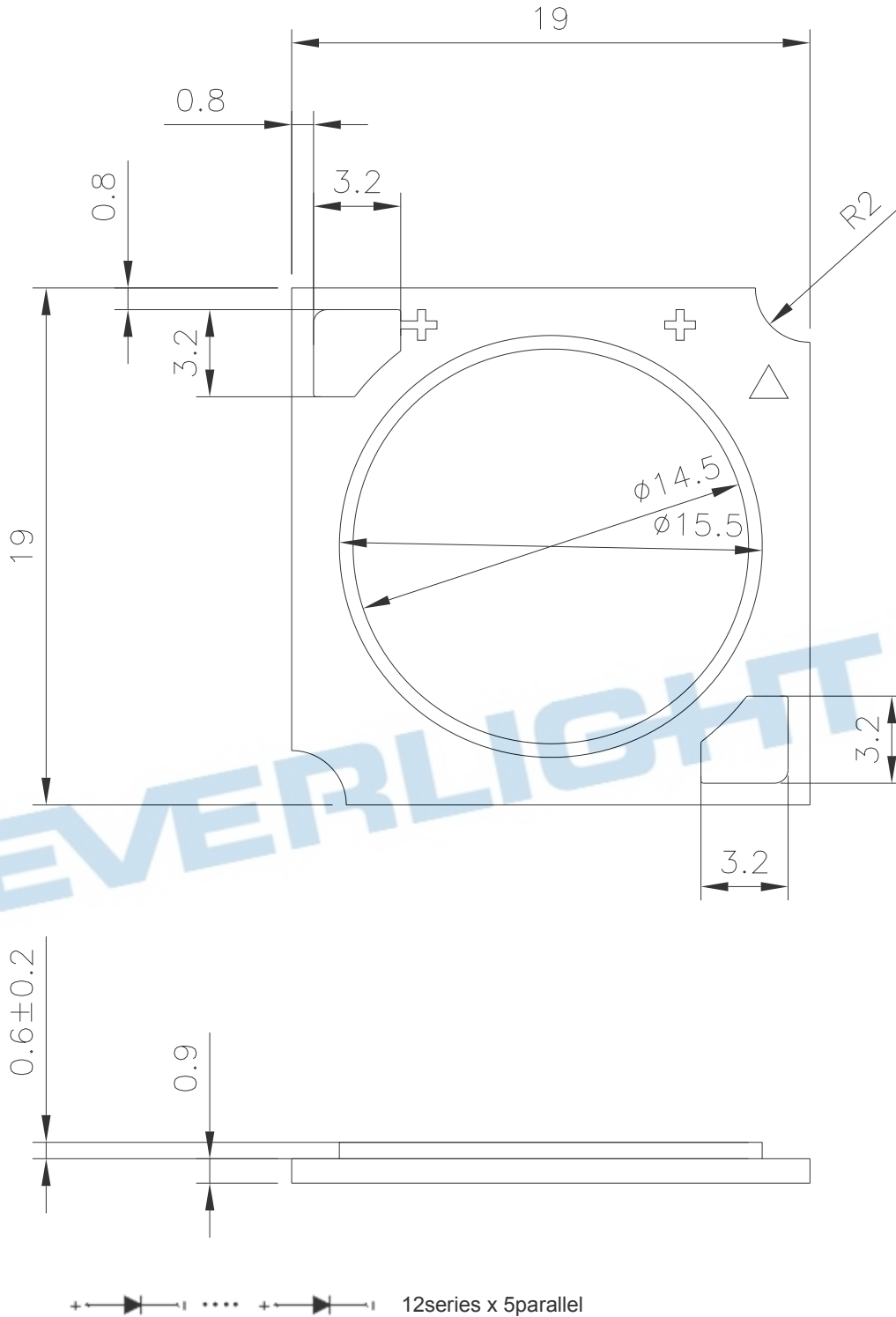
Bin	Minimum Forward Voltage (V)	Maximum Forward Voltage (V)
W4	31.0	37.0

Notes:

1. Forward voltage measurement tolerance: $\pm 2\%$.
2. Forward voltage bins are defined at $I_f=450\text{mA}$ operation.
3. Other Forward Voltage bins for White LEDs available upon request. Please contact your local Everlight sales office.

EVERLIGHT

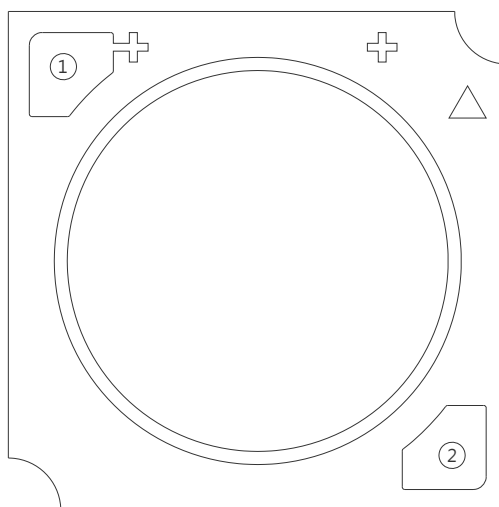
Mechanical Dimension



Note:

1. Dimensions are in millimeters.
2. Tolerances unless mentioned are ± 0.1 mm.

Pad Configuration

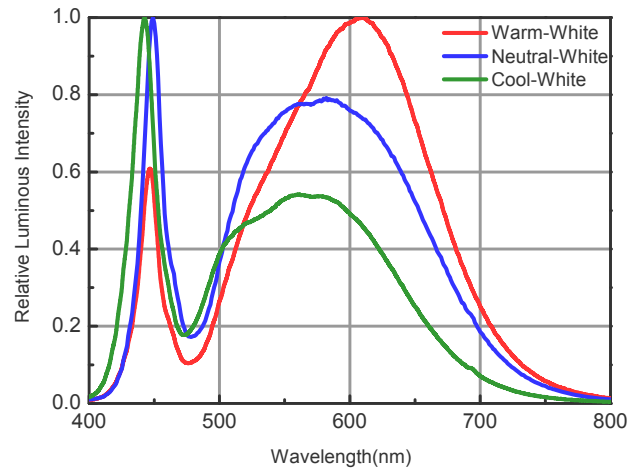


PAD	FUNCTION
1	ANODE
2	CATHODE

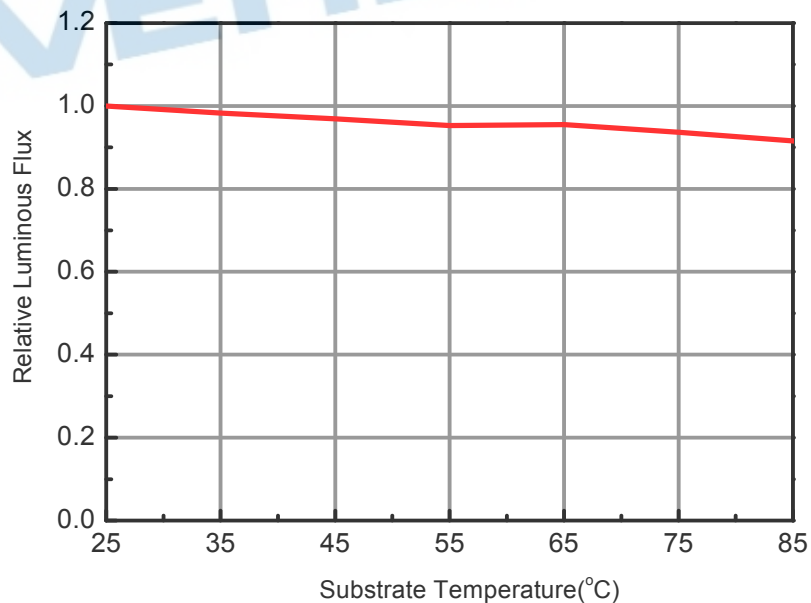
EVERLIGHT

Typical Electro-Optical Characteristic Curve

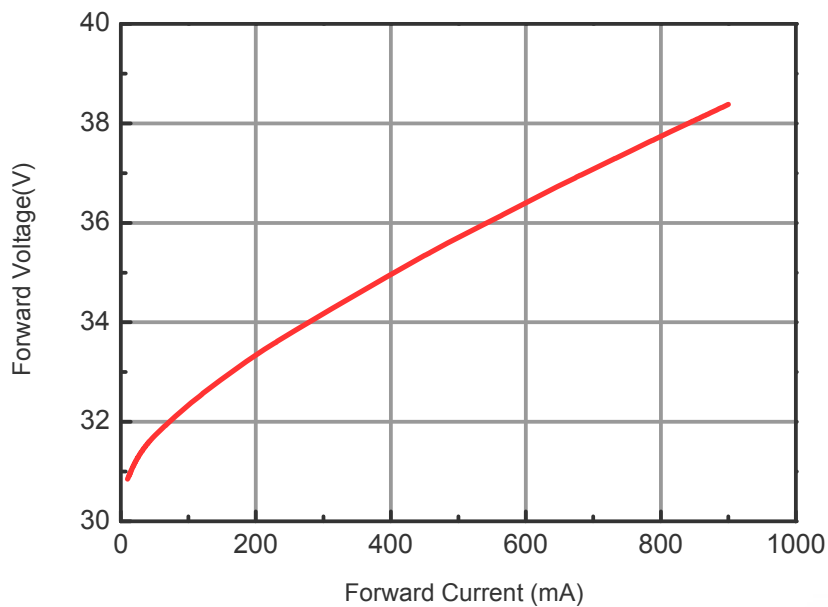
Relative Spectral Distribution
@ Substrate Temperature = 25°C



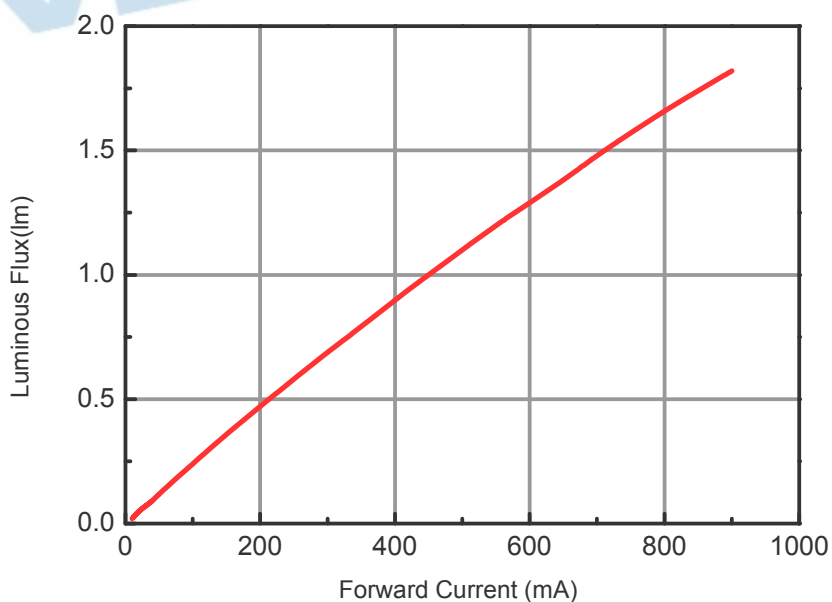
Relative Luminous Flux vs. Substrate Temperature
@Forward Current = 450mA



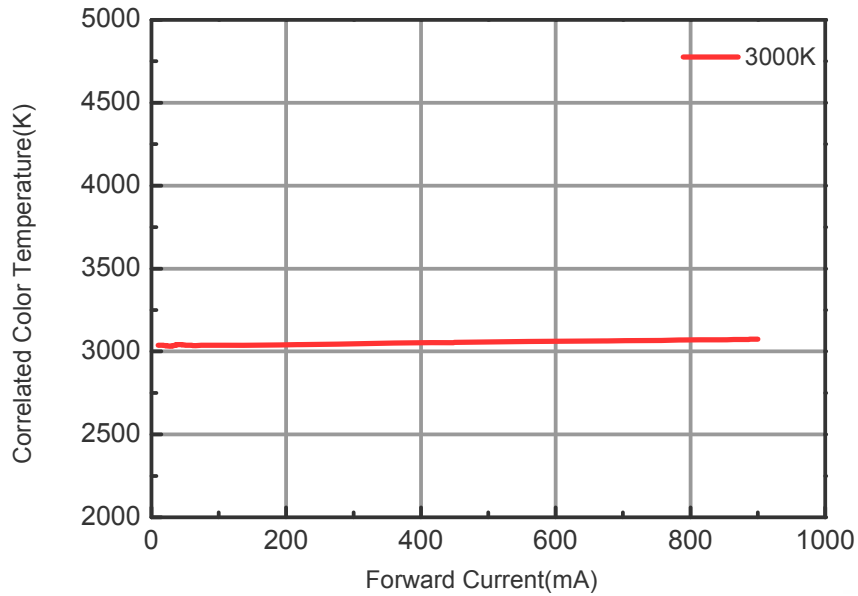
Forward Voltage vs. Forward Current
@ Substrate Temperature = 25°C



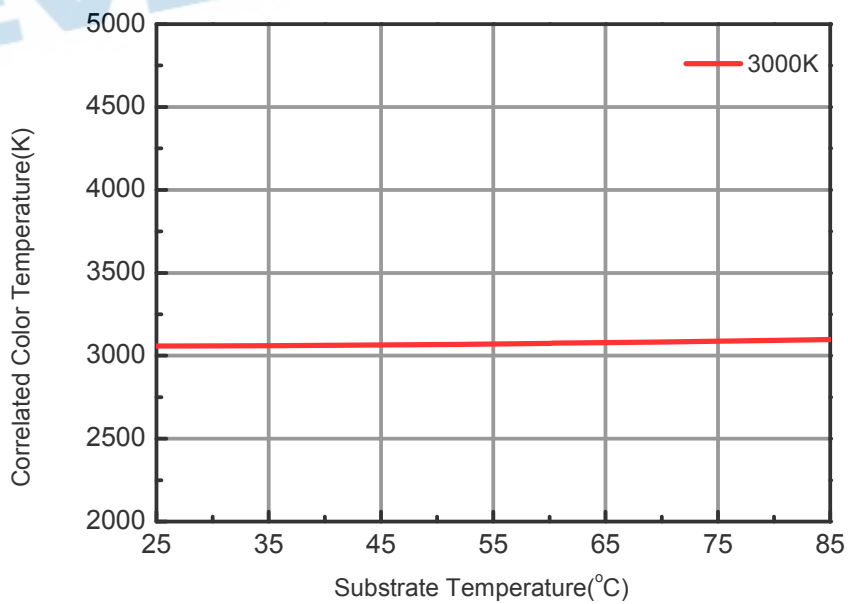
Luminous Flux vs. Forward Current
@ Substrate Temperature = 25°C



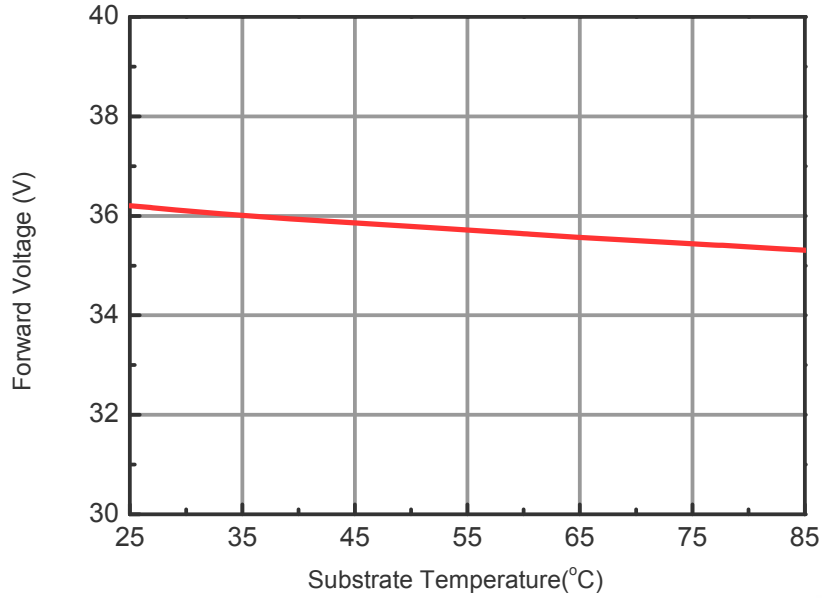
Correlated Color Temperature vs. Forward Current
@ Substrate Temperature = 25°C



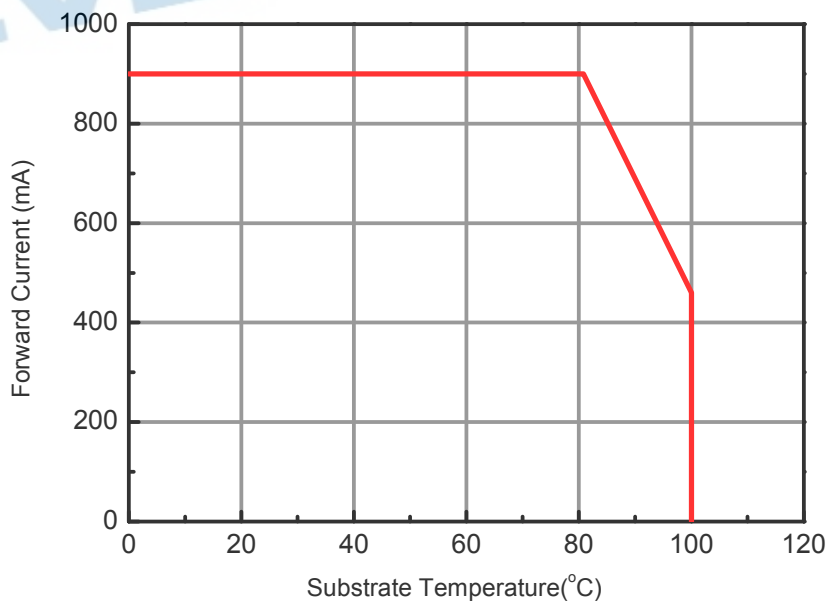
Correlated Color Temperature vs. Substrate Temperature
@ Forward Current = 450mA



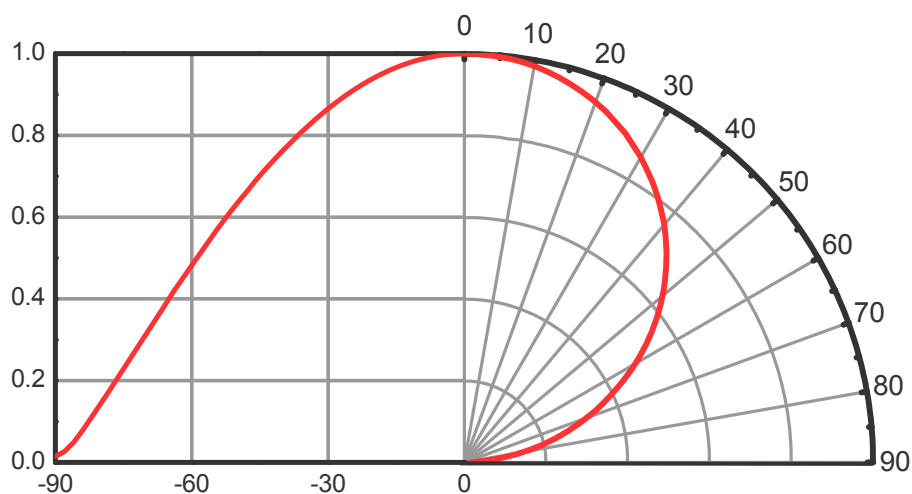
Forward Voltage vs. Substrate Temperature
@ Forward Current = 450mA



Forward Current Derating Curve
@ Junction Temperature <120°C



Typical Diagram Characteristics of Radiation Patterns



Notes:

1. $2\theta_{1/2}$ is the off axis angle from lamp centerline where the luminous intensity is 1/2 of the peak value.
2. Viewing angle tolerance is $\pm 5^\circ$

EVERLIGHT

Product Labeling

Label Explanation

CPN: Customer Specification (when required)

P/N : Everlight Production Number

QTY: Packing Quantity

CAT: Luminous Flux (Brightness) Bin

HUE: Color Bin

REF: Forward Voltage Bin

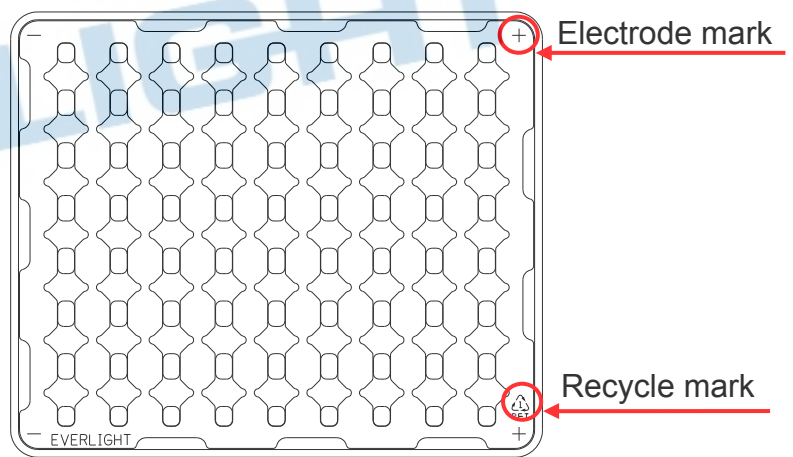

LOT No: Lot Number

MADE IN TAIWAN: Production Place



Carrier Tray Specification

Loaded Quantity: 63 PCS Per Tray



Notes:

1. Dimensions are in millimeters
2. Tolerances unless mentioned are $\pm 0.1\text{mm}$

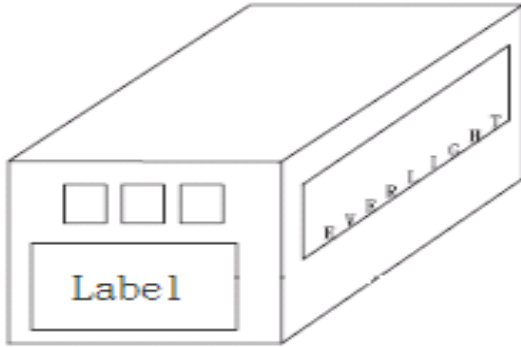
LED Direction

- The **Recycle mark** on the LEDs will be toward the **Anode mark** on the carrier tray.

Moisture Resistant Packaging



Outside Carton



Packaging Quantity

- 63 PCS Per Tray
- 20 Trays Per Outside Carton

RoHS  EVERLIGHT 5

CPN: XXXXXXXXXXXXXXXXXXXXXXXX 測試區
XXXXXXXXXX-XXXXXXXXXX-XXXXXXXXXX-XXXXXXXXXX-XXXXXX
P/N: XXXXXXXXXXXX
XXXXXXXXXX-XXXXXXXXXX-XXXXXXXXXX-XXXXXXXXXX-XXXXXX
LOT NO: Y150716XXX-XXXXXXXXXX-XXXXXXXXXX
QTY: 0123456789 HUE: XXXXXXXXXXXX
CAT: XXXXXXXXXXXX REF: XXXXXXXXXXXX
REFERENCE: BTPYMMDDXXXXX
MSL-2a MADE IN TAIWAN



EVERLIGHT

Precautions of Use

Over-Current-Proof

- Though the GXUAN1919 has a conducted ESD protection mechanism, customers must not use the device in reverse and should apply resistors for extra protection. Otherwise slight voltage shift may cause significant current changes and burn out failure may happen.

Storage Conditions

- Before the package is opened: The LEDs should be stored at 30°C or less and 50%RH or less after being shipped from Everlight and the storage life limit is 6 months. If the LEDs are stored for 6 months or more, they should be stored in a sealed container with a nitrogen atmosphere and moisture absorbent material.
- After opening the package: The LED should be stored under 30°C or less and 30%RH or less. The LED should be used within 168hrs (7days) after opening the package. If unused LEDs remain, it should be stored in moisture proof packages.
- Do not stack assemblies.




Handling

- Do not put mechanical stress on the LED.
- Never touch the optical surface with finger or sharp object. The LED surface could be soiled or damaged, which could affect the optical performance of the LED.
- In low-humidity work environment, please keep handling the LEDs with appropriate ESD grounding.
- It is recommended to handle the LED with powder-less latex gloves.

Manual Handling

- When handling the product, do not apply direct pressure on the optical surface.
- Do not touch the resin with tweezers to avoid scratching or other damage.



Thermal Management

- Sufficient thermal management must be implemented. Substrate of the positive in temperature must be kept under 85°C at the driving current of 450mA. Otherwise, the junction temperature of die may exceed the limit at high current driving conditions and the LEDs' lifetime may be decrease dramatically.

DISCLAIMER

1. EVERLIGHT reserves the right(s) on the adjustment of product material mix for the specification.
2. The product meets EVERLIGHT published specification for a period of twelve (12) months from date of shipment.
3. The graphs shown in this datasheet are representing typical data only and do not show guaranteed values.
4. When using this product, please observe the absolute maximum ratings and the instructions for using outlined in these specification sheets. EVERLIGHT assumes no responsibility for any damage resulting from the use of the product which does not comply with the absolute maximum ratings and the instructions included in these specification sheets.
5. These specification sheets include materials protected under copyright of EVERLIGHT. Reproduction in any form is prohibited without obtaining EVERLIGHT's prior consent.
6. This product is not intended to be used for military, aircraft, automotive, medical, life sustaining or life saving applications or any other application which can result in human injury or death. Please contact authorized Everlight sales agent for special application request.

Revision History

Current version: **2016/06/05**

Previous version: **N/A**

Device No. DHE-0003092

Rev. Ver. 2

Page	Subjects (major change in previous version)	Date of change
21	Add a DISCLAIMER	2017/03/09

EVERLIGHT