

## Technical Data Sheet

### 3mm Infrared LED , T-1 IR204C-A



#### Features

- High reliability
- High radiant intensity
- Peak wavelength  $\lambda_p=940\text{nm}$
- 2.54mm Lead spacing
- Low forward voltage
- Pb free
- This product itself will remain within RoHS compliant version.
- Compliance with EU REACH
- Compliance Halogen Free(Br < 900ppm, Cl < 900ppm, Br+Cl < 1500ppm)

#### Descriptions

- EVERLIGHT's Infrared Emitting Diode (IR204C –A) is a high intensity diode , molded in a water clear plastic package.
- The device is spectrally matched with phototransistor , photodiode and infrared receiver module.

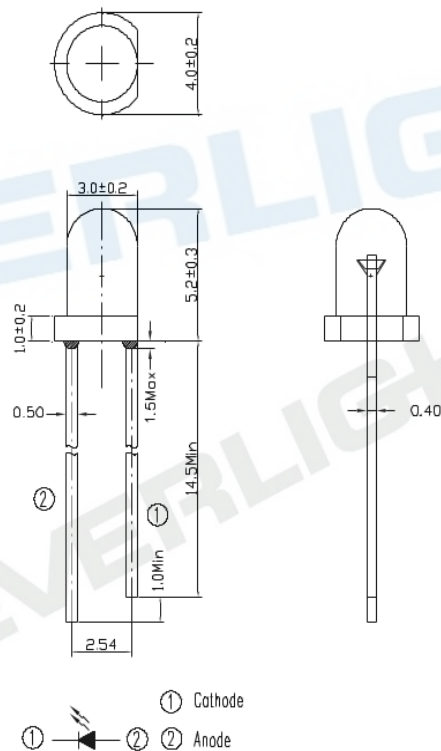
### Applications

- Free air transmission system
- Infrared remote control units with high power requirement
- Smoke detector
- Infrared applied system
- Compliance with EU REACH
- Compliance Halogen Free(Br < 900ppm, Cl < 900ppm, Br+Cl < 1500ppm)

### Device Selection Guide

LED Part No.	Chip	Lens Color
	Material	
IR	GaAlAs	Water clear

### Package Dimensions



**Notes:** 1.All dimensions are in millimeters

2.Tolerances unless dimensions  $\pm 0.25\text{mm}$

### Absolute Maximum Ratings (Ta=25°C)

Parameter	Symbol	Rating	Units
Continuous Forward Current	$I_F$	100	mA
Peak Forward Current	$I_{FP}$	1.0	A
Reverse Voltage	$V_R$	5	V
Operating Temperature	$T_{opr}$	-40 ~ +85	°C
Storage Temperature	$T_{stg}$	-40 ~ +85	°C
Soldering Temperature	$T_{sol}$	260	°C
Power Dissipation at(or below) 25°C Free Air Temperature	$P_d$	150	mW

**Notes:** \*1: $I_{FP}$  Conditions--Pulse Width  $\leq 100 \mu s$  and Duty  $\leq 1\%$ .

\*2:Soldering time  $\leq 5$  seconds.

### Electro-Optical Characteristics (Ta=25°C)

Parameter	Symbol	Condition	Min.	Typ.	Max.	Units
Radiant Intensity	Ee	$I_F=20\text{mA}$	4.0	7.8		mW/sr
		$I_F=100\text{mA}$ Pulse Width $\leq 100 \mu s$ , Duty $\leq 1\%$	--	35	--	
		$I_F=1\text{A}$ Pulse Width $\leq 100 \mu s$ , Duty $\leq 1\%$ .	--	390	--	
Peak Wavelength	$\lambda_p$	$I_F=20\text{mA}$	--	940	--	nm
Spectral Bandwidth	$\Delta \lambda$	$I_F=20\text{mA}$	--	45	--	nm
Forward Voltage	$V_F$	$I_F=20\text{mA}$		1.2	1.5	V
		$I_F=100\text{mA}$ Pulse Width $\leq 100 \mu s$ , Duty $\leq 1\%$	--	1.4	1.8	
		$I_F=1\text{A}$ Pulse Width $\leq 100 \mu s$ , Duty $\leq 1\%$ .	--	2.6	4.0	
Reverse Current	$I_R$	$V_R=5\text{V}$	--	--	10	$\mu A$
View Angle	$2 \theta_{1/2}$	$I_F=20\text{mA}$	--	40	--	deg

## Rank

Condition :  $I_F=20\text{mA}$

Unit : mW/sr

Bin Number	K	L	M	N
Min	4.0	5.6	7.8	11.0
Max	6.4	8.9	12.5	17.6

Note:

\*Measurement Uncertainty of Forward Voltage:  $\pm 0.1\text{V}$

\*Measurement Uncertainty of Luminous Intensity:  $\pm 10\%$

\*Measurement Uncertainty of Dominant Wavelength  $\pm 1.0\text{nm}$

## Typical Electro-Optical Characteristics Curves

Fig.1 Forward Current vs.

Ambient Temperature

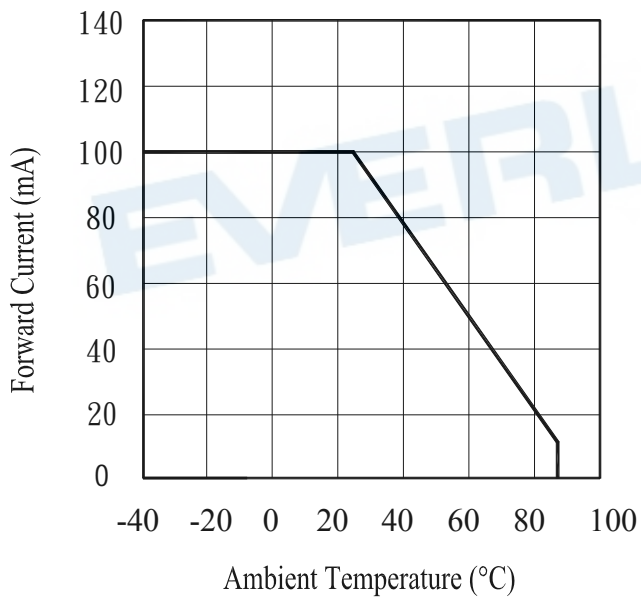


Fig.2 Spectral Distribution

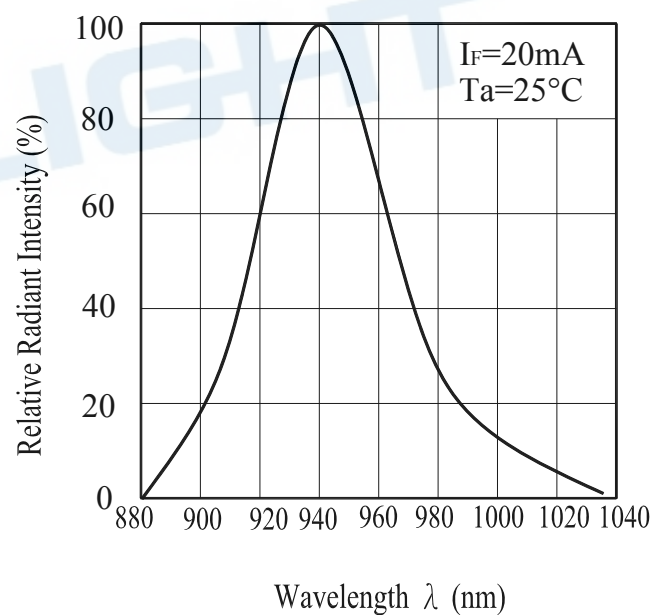
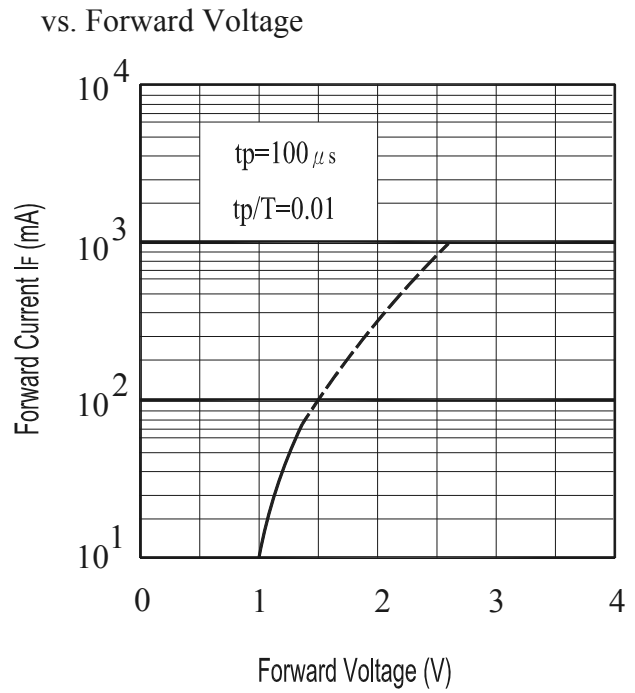
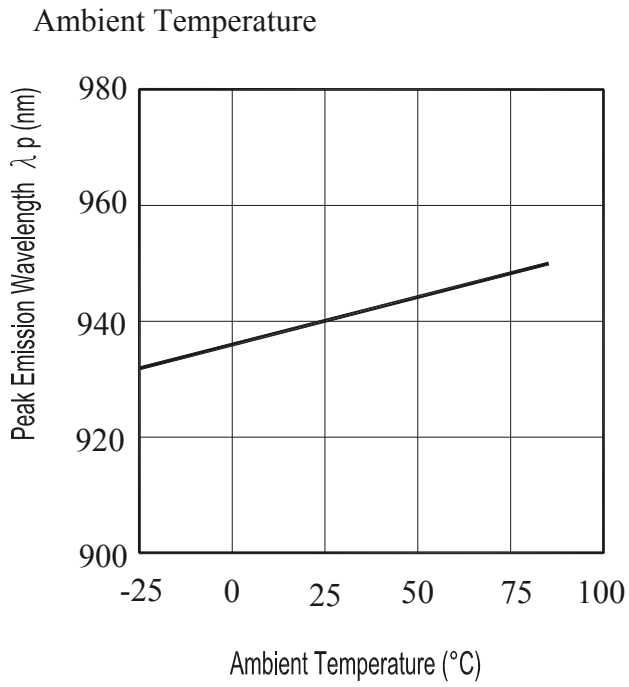


Fig.3 Peak Emission Wavelength

Fig.4 Forward Current



EVERLIGHT

## Typical Electro-Optical Characteristics Curves

Fig.5 Relative Intensity vs.

Fig.6 Relative Radiant Intensity vs.

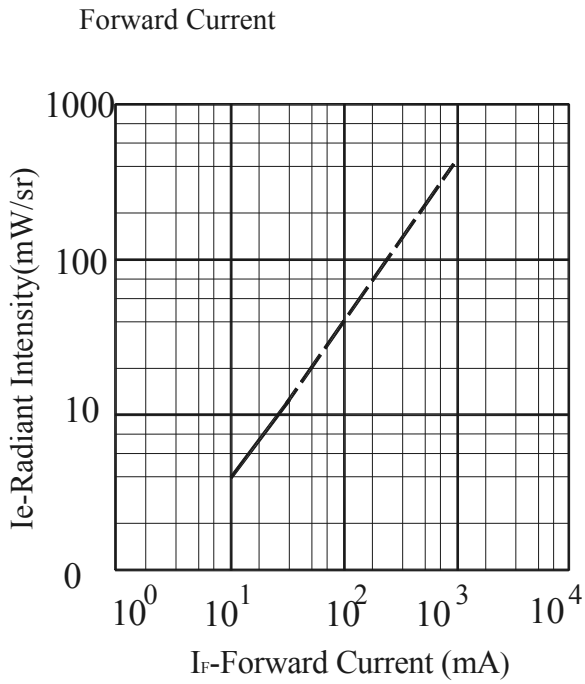


Fig.7 Relative Intensity vs. Ambient Temperature( $^{\circ}$ C)

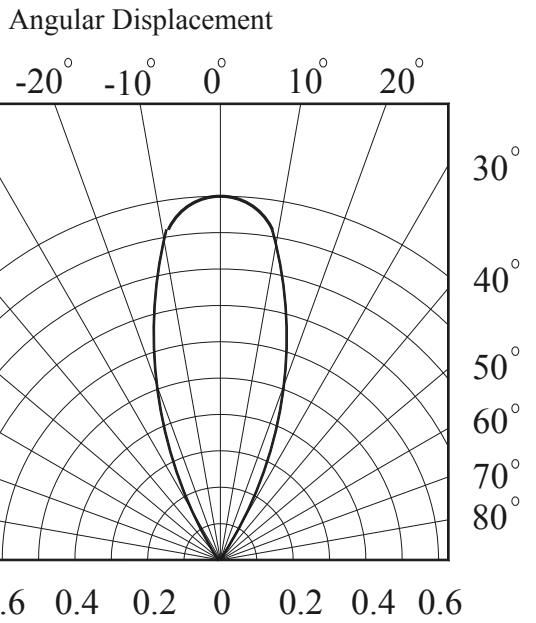
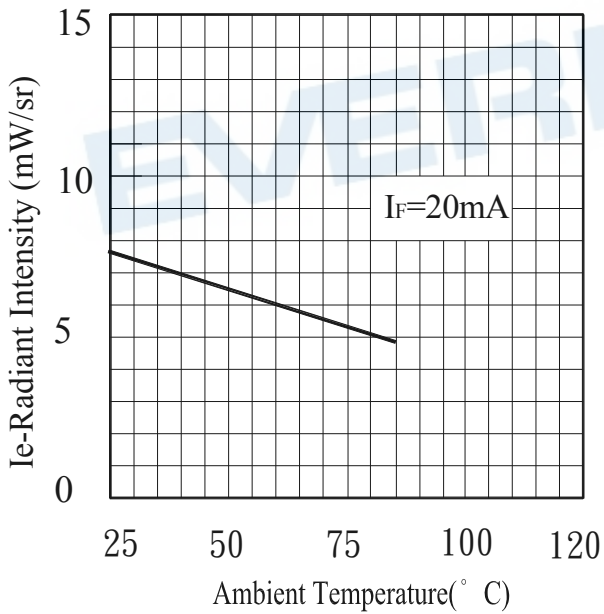
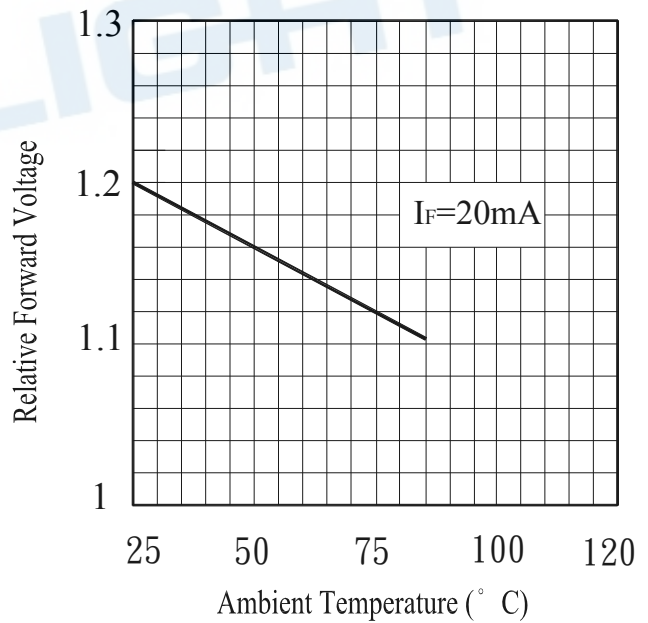



Fig.8 Forward Current vs. Ambient Temperature( $^{\circ}$ C)



### Packing Quantity Specification

- 1.200~ 1000PCS/1Bag,5Bag/1Box
2. 10Boxes/1Carton

## Label Form Specification



- CPN: Customer's Production Number  
P/N : Production Number  
QTY: Packing Quantity  
Ranks  
HUE: Peak Wavelength  
REF: Reference  
LOT No: Lot Number

## DISCLAIMER

1. EVERLIGHT reserves the right(s) on the adjustment of product material mix for the specification.
2. The product meets EVERLIGHT published specification for a period of twelve (12) months from date of shipment.
3. The graphs shown in this datasheet are representing typical data only and do not show guaranteed values.
4. When using this product, please observe the absolute maximum ratings and the instructions for using outlined in these specification sheets. EVERLIGHT assumes no responsibility for any damage resulting from the use of the product which does not comply with the absolute maximum ratings and the instructions included in these specification sheets.
5. These specification sheets include materials protected under copyright of EVERLIGHT. Reproduction in any form is prohibited without obtaining EVERLIGHT's prior consent.
6. This product is not intended to be used for military, aircraft, automotive, medical, life sustaining or

life saving applications or any other application which can result in human injury or death. Please contact authorized Everlight sales agent for special application request.

EVERLIGHT