



CATALOGUE 2024-2025
OPTOELECTRONIC COMPONENTS

www.everlight.com

EVERLIGHT

EVERLIGHT

One Source For Every Need

EVERLIGHT Electronics Co., Ltd. was founded in 1983 in Taipei, Taiwan led by Chairman Robert Yeh. EVERLIGHT Electronics Co. has over 40 years of R&D experience for reliable capability. With immediate service and an excellent brand reputation, EVERLIGHT has taken top five in the competitive LED market. Our products are manufactured and packed in-house to guarantee maximum quality and service.

EVERLIGHT provides a diverse product portfolio consisting of High Power LEDs, SMD LEDs, Lamps, Lighting Components, LED Lighting Modules, Digital Displays, Opto-couplers and Infrared Components for various applications. Today, EVERLIGHT is a global company with over 6,400 employees based in China, Hong Kong, Japan, Korea, Singapore, Malaysia, India, Germany and U.S.A.

For more information, please visit our website :

www.everlight.com

CONTENTS

Alphanumeric Index	06
Conditions of RoHS	17
Application Notice	18
Technical Data	19

Visible LED

Lighting	54		
Horticulture Lighting	73		
UV	75		
Flash LED	83		
SMD LED	Subminiature LED Lamps (Leadframe)	89	
	Surface Mount (RGB+IC)	90	
	Top view B1010	92	
	Top view B1212	92	
	Top view B1414	93	
	Top view B1818	93	
	Top view B3010	94	
	Top view C3227	94	
	Top view C7024	95	
	Surface Mount PLCC LED (Reflector)	Top View LED Bi-Color PLCC4	96
		Reverse Mount LED Bi-Color	96
		Top View Mono PLCC2	97
		Top View Mono PLCC3	101
		Top View Full-Color PLCC6	102
		Side View LED	103
		Top View Full Color	104
	Surface Mount Chip LED (PCB)	Top View 0402 (0.2T~0.5T)	105
		Top View 0603 (0.2T~0.8T)	107
		Top View 0805	112
		Top View 1206	113
		Top View LED	116
		Top View Bi-Color	116
		Top View Full Color	120
		Side View (0.2T~1.0T)	121
		Side View Bi-Color	125
		Side View Full Color	126
		Reverse Mount	127
		Reverse Mount Bi-Color	129
		Reverse Mount Full Color	130
		Top View Double Molding 1609	130
	Surface Mount RGBW	Top View B1410	131
		Side View C4506	131
		Side View C3231	132
	Surface Mount CSP	CSP0603	132
		CSP1005	133
		CSP0804	133
LED Lamps	2mm Tower Type	134	
	3mm Round Type	134	
	5mm Round Type	139	
	3mm Cylindrical	144	
	5mm Cylindrical	144	
	5mm Square	144	
	Rectangular	145	
	3mm Assembly LED	147	
	5mm Assembly LED	149	

LED Digital Displays	Chip On Board Display	Single Digit Display	151
		Dual Digit Display	153
		Three Digit Display	157
		Four Digit Display	159
		Dot Matrix Display	161
	SMD Display	Light Bar Display	162
		Single Digit Display	163
		Dual Digit Display	166
		Three Digit Display	167
		Four Digit Display	168
Signage LED	Surface Mount PLCC LED (Reflector)	Top View PLCC4	169
		Top View PLCC6	170
		Top View Full Color	171
		3mm Oval Type	172
		5mm Oval Type	174
Automotive LED	5mm Round Type	175	
	Interior Lighting	176	
	Ambient Lighting	181	
Backlighting LED	Exterior Lighting	184	
	Direct Type Product	195	
	Edge Type Product	195	
	Side View Product	198	
	Automotive Product	201	
	Local Dimming Product	204	

CONTENTS

Infrared LED, Sensors, Couplers

Infrared LED and Silicon Detector		208		
Infrared Receiver Module	IRM-Dip series	243		
	IRM-SMD series	245		
Optic-Fiber Device (Photo Link)	Transmitter (PLT) Component	250		
Optical Switch	Encoder	251		
	Transmissive Type	251		
	Reflective Type	255		
Optical Sensors	Ambient Light Sensor	Analog	258	
		Digital	261	
	Color Sensor	Analog	262	
		Digital	263	
	Skin Sensor		263	
	Proximity Sensor	Digital	264	
Photo Coupler	Photo Transistor	4pin SSOP-AC	265	
		4Pin SSOP-DC	265	
		16pin SSOP-AC	266	
		16Pin SSOP-DC	266	
		4pin SOP-AC	267	
		4pin SOP-DC	267	
		4pin SSOP-DC	268	
		8pin SOP-DC	268	
		4pin Long Creepage	270	
		5pin Long Creepage	271	
		4pin DIP-AC	272	
		4pin DIP-DC	272	
		6pin DIP-AC	273	
		6pin DIP-DC	274	
		8pin DIP-DC	275	
		16pin DIP-DC	275	
		4Pin High Isolation	276	
		16pin SSOP-DC	277	
		Photo Darlington	4pin SSOP-DC	277
			4Pin DIP-DC	278
			6Pin DIP-DC	279
			8Pin DIP-DC	279
		Schmitt Trigger	6Pin DIP-DC	280
			High Speed	5Pin SOP-DC
			5Pin SOP	281
			8Pin SOP-DC	281
			8pin DIP-DC	283
			8Pin Wide Body DIP-DC	285
			6Pin SDIP-DC	287
			6Pin LSOP	288
			8Pin 15mm LLSOP-DC	288
		Triac Driver	4Pin DIP-DC	289
			5Pin DIP-DC	290
			6Pin DIP-DC	291
			4Pin SOP	292
		Photo Power Triac Driver	8Pin DIP-DC	293
			Solid State Relay	4pin SOP
		8pin SOP-2.54mm		294
		4Pin DIP		295
		6Pin DIP-DC		295
		8Pin DIP-DC		296
		16Pin DIP		296
6Pin-SDIP-DIP	297			
IGBT Gate Driver	8Pin DIP-DC	297		
	8pin Wide Body DIP-DC	298		
	6PIN-LONG CREEPAGE-DC	298		
	8pin 15mm-LLSOP-DC	299		
Linear Coupler	Linear 8 PIN-DIP	300		
	Linear 8pin Wide Body DIP-DC	300		
Isoamp	8PIN-DIP	301		
	8pin SDIP	301		

Semi Power

Semi Power	To Series	304
Semi Power	DFN Series	307

ALPHANUMERIC INDEX

VISIBLE LED

1003SUBD/S400-A6	146	15-21/B6C-YR1S2B/2T	115	17-215/B6C-YP2RN/3T	113
1003SUGD/S400-A4	146	15-21/B6C-ZQ1R1N/2T	115	17-215/BHC-AP1Q2/3T	113
1003SURD/S530-A3	146	15-21/BHC-AN1P2/2T	115	17-215/BHC-BP2Q2M/3T	113
1003SYGD/S530-E2	146	15-21/G6C-AN1P2/2T	115	17-215/G6C-BM1N2L/3T	113
103SURD/S530-A3	134	15-21/G6C-FM1N2B/2T	115	17-215/G6C-FN2P2B/3T	113
103SYGD/S530-E2	134	15-21/G6C-FP1Q1L/2T	115	17-215/R6C-AQ1R2B/3T	113
103UYD/S530-A3	134	15-21/GHC-XS1T1/2T	115	17-215/S2C-AQ1R2B/3T	113
11-21/BHC-AQ2S2/2T	113	15-21/GHC-YR2U1/3T	115	17-215/S2C-CP2R1B/3T	113
11-21/G6C-AR2S2B/2T	113	15-21/R6C-AN1P2/2T	115	17-223/BHR7C-C30/3C	125
11-21/R6C-AR2S2B/2T	113	15-21/R6C-FQ1R1B/2T	115	17-223/R6G6C-D30/3C	125
12-11/BHC-ZL1M2QY/2C	121	15-21/S2C-AQ2R2B/2T	115	18-038BT/BDGAR6S1-FM03/38T	171
12-11/T3D-CP1Q2B12Y/2C	121	15-21/S3C-AP1Q2/2T	115	18-038FABT/BDGAR6S1-FM04/38T	171
12-21/BHC-AN1P2/2C	121	15-21/T1D-CP1Q2TY/2T	115	18-038FBT/BDGAR6S1-FM03/38T	171
12-21/BHC-ZL1M2RY/2C	121	15-21/T7D-JQ2S1PY/2T	115	18-225/B6R6C-C01/3T	117
12-21/GHC-YR2S2/2C	121	15-21/Y2C-AP1QB/2T	115	18-225/R6G6C-A01/3T	117
12-21/R8C-AN1P2B/2D	121	15-21/Y2C-CP1Q2B/2T	115	18-225/S2G6C-A01/3T	117
12-21/T3D-AQ2S2M/2C	121	15-215/G7C-BN1P2B/2T	114	18-225A/R6GHW-B01/3T	117
12-215/BHC-AP1Q2/3C	122	15-215/R6C-AM2P1VY/2T	114	19-117/BHC-YJ2K2TX/3T	106
12-215/G6C-BN2P2L/3C	122	15-215/R6C-AQ1R2L/2T	114	19-117/BHC-ZL1M2RY/3T	106
12-215/R6C-AR1S1B/3C	122	15-22/BHG6C-A31/2T	116	19-117/T1D-AP2Q2QY/3T	106
12-215/T1D-AQ2R1HY/3C	122	15-22/R6G6C-A32/2T	116	19-118/BHC-ZL1M2QY/3T	107
12-21C/BHC-AN1P2/2C	122	15-22/R8T1D-D30/2T	116	19-123/R6GHC-D01/2T	118
12-21C/R6C-AS1T1B/2C	122	1533SURD/S530-A3	146	19-137/R6GHBHC-A01/2T	104
12-21C/T3D-CP1Q2B12Y/2C	122	1533UYD/S530-A3	146	19-21/B6C-AP2Q2M/3T	107
12-22/BHR6C-A01/2C	125	1608-C70100M-AM	176	19-21/BHC-AP1Q2/3T	107
12-22/BHS2C-C30/2C	125	1608-IB0100M-AM	176	19-21/BHC-ZQ1R2N/3T	107
12-22/G6R8C-A30/2C	125	1608-SR0100M-AM	176	19-21/G6C-AL1M2LY/3T	107
12-22/R6GHC-A30/2C	125	1608-UB0100M-AM	176	19-21/G6C-FM1N2B/3T	107
12-22/R6T3D-C30/2C	125	1608-UG0100M-AM	176	19-21/G6C-FP1Q1L/3T	107
12-22/R7G6C-A10/2C	125	1608-UR0100M-AM	176	19-21/GHC-YP1Q2TY/3T	107
12-22/Y2G6C-A30/2C	125	1608-UY0100M-AM	176	19-21/GPC-FL1M2B/3T	107
12-23C/R6GHBHC-A01/2C	126	16-213/BHC-AN1P2/3T	105	19-21/R6C-AL2N1VY/3T	107
12-23C/RSGHBHW-5V01/2C	90	16-213/BHC-ZL1M2QY/3T	105	19-21/R6C-FP1Q2L/3T	107
12-23C/S2GHBHC-A01/2C	126	16-213/GHC-YR1S1/3T	105	19-21/R7C-AK1L2BY/3T	107
1224-10SURC/S530-A3	137	16-213/R6C-AQ2R2B/3T	105	19-21/R7C-AN2Q1B/3T	107
1224SDRC/S530-A4	137	16-213/T3D-AP1Q2QY/3T	105	19-21/R8C-FN2Q1L/3T	107
1224SUBC/C470/S400-A4	137	16-213/T7D-AQ1R1QY/3T	105	19-21/S2C-AL2M2VY/3T	107
1224SUGC/S400-A5	137	16-216/T3D-AQ1R2TY/3T	105	19-21/S2C-AQ1R2B/3T	107
1224SYGC/S530-E2	137	16-219A/T2D-AR2T1QY/3T	106	19-21/T1D-CPQTY/3T	107
1224USOC/S530-A3	137	16-916/T1D-AP1Q2QY/3T	123	19-21/Y2C-AL1M2VY/3T	107
1224UTC/S400-A6	137	17-21/BHC-AP1Q2/3T	112	19-21/Y2C-CP1Q2B/3T	107
1254-10SDRD/S530-A3	137	17-21/BHC-XLMJY/3T	112	19-213/B7C-AQ2S1B2/3T	108
1254-10SDRT/S530-A3	137	17-21/G6C-AN1P1B/3T	112	19-213/BHC-AP1Q2/3T	108
1254-10SURD/S530-A3	137	17-21/G6C-AP1Q1B/3T	112	19-213/G6C-AP1Q2/3T	108
1254-10SURT/S530-A3	137	17-21/G6C-FM1N2B/3T	112	19-213/G6C-BM1N2B/3T	108
1254-10SYGD/S530-E2	137	17-21/G6C-FN1P2B/3T	112	19-213/G6C-FN2Q1L/3T	108
1254-10SYGT/S530-E2	137	17-21/G6C-FP1Q1B/3T	112	19-213/G6W-FN1P1B/3T	108
1254-10UYD/S530-A3	137	17-21/GHC-XS1T2M/3T	112	19-213/GHC-XS1T1N/3T	108
1254-10UYOT/S530-A3	137	17-21/GHC-YR1S2/3T	112	19-213/GHC-YP1Q2QY/3T	108
1259-7SDRSYGW/S530-A3	138	17-21/GPC-AK0M1B/3T	112	19-213/GHC-YR1S2/3T	108
1259-7SURLSYGW/S530-A3	138	17-21/GVC-AMPB/3T	112	19-213/R6C-AM2P1VY/3T	108
1259-7UYSYGW/S530-A3	138	17-21/R6C-AN2Q1B/3T	112	19-213/R6C-AP1Q2B/3T	108
1383-2SDRD/S530-A3	142	17-21/R6C-AP1Q2L/3T	112	19-213/R6C-AQ1R2B/3T	108
1383-2SURD/S530-A3	142	17-21/R7C-AN2Q1B/3T	112	19-213/R7C-AP1Q2L/3T	108
1383SDRD/S530-A3	142	17-21/S2C-AP1Q2B/3T	112	19-213/R8C-FN1P2/3T	108
1383SYGD/S530-E2	142	17-21/T1D-CP2R1TY/3T	112	19-213/S2C-AP1Q2B/3T	108
1383UYD/S530-A3	142	17-21/T1D-KQ1R2B5Y/3T	112	19-213/S3C-AN2P2B/3T	108
15-11/BHC-ZL2N1QY/2T	114	17-21/Y2C-AN1P2/3T	112	19-213/T1D-KS1T1N/3T	108
15-11/T1D-AQRHY/2T	114	17-21/Y2C-CN1P2B/3T	112	19-213/Y2C-AP1Q2B/3T	108
15-13D/R6GHBHC-A01/2T	104	17-21/Y2C-CP2Q2B/3T	112	19-213/Y2C-CN1P2/3T	108

VISIBLE LED

19-213/Y2C-CP1Q2L/3T	108	204-10SUGC/S400-A5	134	2820-UR2001M-AM	185
19-213/Y2C-CQ1R2/3T	108	204-10SURD/S530-A3	134	2820-UR3501H-AM	185
19-213/Y2C-CQ2R2L/3T	108	204-10SURD/S530-A3-L	134	2820-UR7001H-AM	185
19-217/B7C-ZL2N1B3X/3T	109	204-10SURT/S530-A3	134	2820-UY2001M-AM	185
19-217/BHC-AN1P2/3T	109	204-10SYGC/S530-E2	134	2820-UY3501H-AM	185
19-217/BHC-XK1L2B11X/3T	109	204-10SYGD/S530-E3	134	28-21SDRC/S530-A3/TR8	89
19-217/BHC-ZL1M2RY/3T	109	204-10UYD/S530-A3	134	28-21SYGC/S530-E3/TR8	89
19-217/G7C-AN1P2/3T	109	204-10UYOC/S530-A3	134	28-21UYC/S530-A3/TR8	89
19-217/GHC-YR1S2/3T	109	204-15/FNC2-2TVA	134	3011-C70201H-AM	179
19-217/R6C-P1Q2/3T	109	204-15UTC/S400-X9	134	3011-PYG0201H-AM	179
19-217/S2C-AL1M2VY/3T	109	209-3SURSYGW/S530-A3	135	3011-SR0201H-AM	179
19-217/S3C-AL2N1VY/3T	109	209SDRSYGW/S530-A3	135	3011-UB0201H-AM	179
19-217/T1D-CQ2R2TY/3T	109	209SURSYGC/S530-A3	135	3011-UG0201H-AM	179
19-217/T7D-CT2V1N/3T	109	209UYOSUGC/S530-A3	135	3011-UR0201H-AM	179
19-217/Y5C-AM1N1VY/3T	109	2214-C70201M-AM	176	3011-UY0201H-AM	179
19-217/Y5C-AP1Q2/3T	109	2214-C70301H-AM	176	3014-BUT-SBBBCAK1E-2T8-CS	99
19-217/Y5C-AQ2R2/3T	109	2214-PA0201H-AM	176	313-2SUBC/C470/S400-A4	139
19-218/BHC-ZL1M2QY/3T	111	22-21/BHC-AN1P2/2C	123	313-2SURD/S530-A3	139
19-218/GHC-YR1S2M/3T	111	22-21/GHC-YR1S2/2C	123	313-2SYGC/S530-E2	139
19-218/R6C-FM2P1B7Y/3T	111	22-21/R6C-AJ2L1AX/2C	123	313-2SYGD/S530-E2	139
19-218/T1D-CQ2R2TY/3T	111	22-21/Y2C-CP1Q1B/2C	123	313-2UYD/S530-A3	139
19-219/R6C-AM1N2VY/3T	111	22-23/R6GHBHC-A01/2C	126	323-2SDRD/S530-A3	139
19-219/T3D-AQ2R2TY/3T	111	23-21/BHC-AM1N2TY/2A	127	323-2SURD/S530-A3	139
19-219/T7D-AV1W1E/3T	111	23-21/G6C-AL2N1/2A	127	323-2SYGD/S530-E2	139
19-219/Y5C-AM1N2VY/3T	111	23-21/R6C-AM1N2AY/2A	127	3294-15SUBC/S400-A6	138
19-22/G6R6C-A31/2T	118	23-215A/BHC-DN2P2E/5A	128	3294-15SUGC/S400-A6	138
19-22/R6BHC-B01/2T	118	23-21B/BHC-ZM1N2TY/2A	127	3294-15SURC/S400-A7	138
19-22/R6G6C-A01/2T	118	23-21B/G6C-AM2P1/2A	127	3294-15UBGC/S400-A6	138
19-22/R6GHC-C02/2T	118	23-21B/S2C-AP1Q2B/2A	127	333/B1C1-ARUA/MS	174
19-22/Y2G6C-A14/2T	118	23-21B/T1D-CP2Q2TY/2A	127	333/G1C1-AVYA/MS	174
19-223/G6S2C-A01/2T	119	23-21C/T1D-CP2Q2TY/2A	128	333/Y5C1-ATWB/MS	174
19-223/R6BHC-A05/2T	119	23-22B/R7G6C-A30/2A	129	333-2SDRC/S530-A4	140
19-223/R6G6C-A01/2T	119	23-22B/R7G6C-A30/2T	129	333-2SDRD/S530-A3	140
19-223/R7BHC-A30/2T	119	23-22B/T3S2D-C30/2A	129	333-2SUBC/C470/S400-A6	140
19-223/R7G6C-A01/2T	119	23-22C/S2BHC-B30/2A	130	333-2SUBD/S400-A4	140
19-223/S2BHC-A01/2T	119	23-23B/R6GHBHC-A01/2A	130	333-2SUGC/S400-A5	140
19-223/S2T1D-C30/2T	119	24-21/BHC-A1Q2/2A	128	333-2SURC/S400-A8	140
19-223/Y2G6C-A01/2T	119	24-21/GHC-YR2U1/2A	128	333-2SURD/S530-A3	140
19-237/R6GHBHC-A04/2T	104	25-21/BHC-AR1S2E/2A	129	333-2SYGC/S530-E2	140
19-237A/BHR6GHC-A01/2T	120	25-21/GHC-YSU/2A	129	333-2SYGD/S530-E2	140
19-237B/R6GHBHC-C01/2T	120	264-7SDRC/S530-A3	135	333-2UTC/S400-A6	140
19-337/R6GHBHC-A01/2T	120	264-7SUGC/S400-A4	135	333-2UYC/S400-A7	140
19-C47/RSGHBHC-5V01/2T	90	264-7SUGC/S400-A5	135	333-2UYC/S530-A3	140
19E-213/B7C-AR2S2B2/5T	110	264-7SURC/S400-A8	135	333-2UYD/S530-A3	140
19E-213/G6C-AN2P2B/5T	110	264-7SURD/S530-A3	135	333-2UYOC/S530-A3-L	140
19E-213/GHC-YR1S2/5T	110	264-7SYGC/S530-E3	135	334-15/F1C1-1XZA	141
19E-213/R6C-AR1S1B/5T	110	264-7SYGD/S530-E2	135	334-15/F1C2-7VXA	141
19E-213/S2C-AQ2R2B/5T	110	264-7UYC/S400-A9	135	334-15/F1C5-1RTA	141
19E-213/T1D-KS1T1N/5T	110	264-7UYD/S530-A3	135	334-15/FNC1-4YZA	141
19E-213/Y2C-CQ2R2L	110	27-21/BHC-AN1P2/3C	124	334-15/T1C1-4WYA	141
19E-217/B7C-ZL2N1B3X/6T	110	27-21/BHC-AP1Q2/3C	124	334-15/T1C3-2TVA	141
19E-217/G6C-JL1M2VY/6T	110	27-21/GHC-YR1S2M/3C	124	334-15/T1C3-7TVA	141
19E-217/GHC-YR1S2/6T	110	27-21/R6C-AP1Q2B/3C	124	334-15/T1C5-7QSA	141
19E-217/R6C-AL1M2VY/6T	110	27-21/T3D-AP2Q2HY/3C	124	334-15/T2C3-2TVC	141
19E-217/S2C-AM2N2VY/6T	110	27-21/Y2C-CPQB/3D	124	334-15/T2C5-1PSB	141
19E-217/T1D-CQ2R2TY/6T	110	2820-C03501H-AM	185	334-15/T2C5-1QSB	141
19E-217/Y5C-AR2S2B/6T	110	2820-PA3001H-AM	185	334-15/X1C2-1UWA	141
204-10SDRD/S530-A3	134	2820-SR2001M-AM	185	334-15/X1C5-1QSA	141
204-10SUBC/S400-A4	134	2820-SR3501H-AM	185	334-15/X2C1-1WYB	141
204-10SUBD/S400-A4	134	2820-SR7001H-AM	185	334-15/X2C3-1TVA	141

ALPHANUMERIC INDEX

VISIBLE LED

334-15/X2C5-1PSB	141	484-10SYGT/S530-E2	136	65-11-C70200H-AM	177
336SURSYGW/S530-A3	140	484-10UYOC/S530-A3	136	65-11-IB0100L-AM	177
336SYGSYGD/S530-E2	140	484-10UYT/S530-A3	136	65-11-SB0100L-AM	177
336UYSYGW/S530-A3	140	494-10SURT/S530-A3	136	65-11-UB0200L-AM	177
339-1SURSYGW/S530-A3	141	494-10SYGT/S530-E2	136	65-11-UG0200H-AM	177
339-1UYSYGW/S530-A3	141	494SUBC/C470/S400-A4	136	65-21/BHC-FS/T1B14/2T	98
339-9SUGSURSUBW/S1182/MS	175	50-217S/KKE-B303032Z6/SZM/2T	66	65-21/G6C-AN2Q1/3T	98
3474BABR/MS	172	50-217S/KKE-B353032Z6/SZM/2T	66	65-21/R6C-AQ1R2B/2T	98
3474BAGR/MS	172	50-217S/KKE-B403232Z6/SZM/2T	66	65-21/Y2SC-AR1S2B/2T	98
3474BARR/MS	172	50-217S/KKE-B433232Z6/SZM/2T	66	65-21-UR0200H-AM	177
3474BFBR/MS	172	50-217S/KKE-B503232Z6/SZM/2T	66	65-21-UY0200H-AM	177
3474BFGFR/MS	172	50-217S/KKE-B633232Z6/SZM/2T	66	67-11/BHC-FQ2S1F/2T	99
3474BFRFR/MS	172	50-217S/KKE-B653232Z6/SZM/2T	66	67-11/W1C-ES1T2N/2T	99
3474BKBR/MS	173	50-217ST/KK5C-H275534Z15/2T	66	67-11/W1C-FV1W2F/2T	99
3474BKGR/MS	173	50-217ST/KK5C-H306034Z15/2T	66	67-11-C70100H-AM	177
3474BKRR/MS	173	50-217ST/KK5C-H406534Z15/2T	66	67-11-C70200H-AM	177
3474DKBR/MS	173	50-217ST/KK5C-H506534Z15/2T	66	67-11-IB0100L-AM	177
3474DKGR/MS	173	50-217ST/KK5C-H576534Z15/2T	66	67-11-SB0100L-AM	177
3474DKRR/MS	173	50-217ST/KK5C-H656534Z15/2T	66	67-11S-G81000H-AM	178
3735-C8PA1501H-AM	186	5050/RGBWD-A100/ET	72	67-11S-IB0600H-AM	178
3735-C8PA2501H-AM	186	5050ST/GRBC33-PU5/1T	72	67-11S-PA1500H-AM	178
383-2SDRC/S530-A3	142	513SURD/S530-A3	145	67-11-UB0200H-AM	177
383-2SUBC/C470/S400-A6	142	513SYGD/S530-E2	145	67-11-UG0200H-AM	177
383-2SUGC/S400-A4	142	513UYD/S530-A3	145	67-135-BYGRRTNW-M101520-2T8-CS	102
383-2SURC/S400-A6	142	519-1SURSYGW/S530-A3	145	67-21/B7C-AS2U1N/2T	100
383-2SURC/S530-A3	142	523-2SDRD/S530-A3	145	67-21/BHC-FQ1R2F/2T	100
383-2SYGC/S530-E2	142	523-2SUBD/C470/S400-A6	145	67-21/GBC-YV2W2N/2T	100
383-2SYGD/S530-E2	142	523-2SUGD/S400-A6	145	67-21/GHC-AS2U1B17Z/2T	100
383-2USOC/S530-A6	142	523-2SURD/S530-A3	145	67-21/GHC-BV1/2T	100
383-2UYC/S530-A3	142	523-2UYD/S530-A3	145	67-21/R6C-AP2R1B/2T	100
414-10SURD/S530-A3	144	523SYGD/S530-E2	145	67-21/R6C-FN2Q1BZ/2T	100
414-10UYD/S530-A3	144	523UYD/S530-A3	145	67-21/R6C-FR2T1B/2T	100
4204-10SUBC/C470/S400-X9-L	138	5484BN/BADC-AGJA/P/MS	174	67-21/R6C-FS1U1B/2T	100
4204-10SURC/S530-A3	138	5484BN/GADC-AMNA/P/MS	174	67-21/R6C-FT2V1B/2T	100
4204-10SYGC/S530-E4	138	5484BN/R7DC-AHJB/P/MS	174	67-21/S2C-AQ2S1B/2T	100
42-21/BHC-AUW/1T	116	5515-RGB020AH-AM	182	67-21/S2C-FQ2R2B/2T	100
42-21A/BHC-ZV1W2N/1T	116	57-11-C70200H-AM	180	67-21/T2C-ZV1W2E/2T	100
42-21A/Y2C-ATW/1T	116	57-11-IB0100L-AM	180	67-21/Y2C-BR2T1B/2T	100
42-21SURC/S530-A4/TR8	116	57-11-SB0100L-AM	180	67-21/YSC-FU1V2B/2T	100
42-21SYGC/S530-E2/TR8	116	57-11-UB0200H-AM	180	67-21S/B3C-D4555D572936Z6/2T	54
42-21UYC/S530-A2/TR8	116	57-11UTC/S827-1/TR8	103	67-21S/BN3C-D6575B8L52936Z15/2T	55
423-2SUBC/S400-X9	144	57-21/R6C-AP1Q2B/BF	103	67-21S/NDR2C-P5080B2C12029Z6/2T	54
423-2SURC/S530-A3	144	57-21SYGC/S530-E3/TR8	103	67-21S/NDR3C-P5080C1C51827Z15/2T	55
423-2UYC/S530-A6	144	57-21-UR0200H-AM	180	67-21S/NFR2C-P2050A3B21522Z6/2T	54
423-2UYOC/S530-A6	144	57-21-UY0200H-AM	180	67-21S/NG3C-D2035N3PB2936Z15/2T	55
45-11/B7C-FS2U1B14/2T-AFM	71	583SURD/S530-A3	144	67-21S/NY3C-D9000L2L81828Z15/2T	55
45-21/RSC-AU1V1B/2T-AFM	71	583SYGD/S530-E2	144	67-21S/R2C-D2030B8L31926Z6/2T	54
45-21/YSC-AU1V1C/2T-AFM	71	583UYD/S530-A3	144	67-21S/Y2C-D8595B7L32128Z6/2T	54
45-21S/KK2C-H2727L7M4B2Z6/2T	71	594SURD/S530-A3	146	67-21ST/KK6C-H277096Z6/2T	56
45-21S/KK2C-H3030L8M4B2Z6/2T	71	594SYGD/S530-E2	146	67-21ST/KK6C-H307396Z6/2T	56
45-21S/KK2C-H3535L8M4B2Z6/2T	71	594UYD/S530-A3	146	67-21ST/KK6C-H407696Z6/2T	56
45-21S/KK2C-H4040L9N3B2Z6/2T	71	61-236-ICRQHGRBYC-A05-ET-CS	91	67-21ST/KK6C-H507696Z6/2T	56
45-21S/KK2C-H5050L9N3B2Z6/2T	71	62-117D-G80650H-AM	178	67-21ST/KK6C-H577696Z6/2T	56
45-21S/KK2C-H5757L9N3B2Z6/2T	71	6324/F1C9-1LNA	143	67-21ST/KK6C-H657696Z6/2T	56
45-21S/KK2C-H6565L9N3B2Z6/2T	71	6324-15SUBC/S400-X10	143	67-21-UR0200H-AM	177
48-213/BHC-ZM2P1QY/3C	124	6324-15SUGC/S400-A6	143	67-21-UY0200H-AM	177
48-213/R6C-AM1N2VY/3C	124	6324-15SURC/S400-A9	143	67-22/R6BHC-B07/2T	96
48-213/T2D-AQ2R2QY/3C	124	6324-15UYC/S530-A6	143	67-22/R6G6C-B09/2T	96
48-213/T7D-BQ1R2QY/3C	124	65-11/BHC-AR1S2B2/2T	98	67-22/R6Y2C-B31/2T	96
484-10SURT/S530-A3	136	65-11/T2C-FV1W2E/2T	98	67-22ST/KK8C-5M2712068Z15/2T	58

VISIBLE LED

67-22ST/KK8C-5M2712568Z15/2T	58	67-22ST/KKES-5M35140190Z5/2T	60	67-24ST/KKE-N27130130Z8/SZM/2T	60
67-22ST/KK8C-5M2713068Z15/2T	58	67-22ST/KKES-5M40133190Z5/2T	60	67-24ST/KKE-N30135130Z8/SZM/2T	60
67-22ST/KK8C-5M2714068Z15/2T	58	67-22ST/KKES-5M40145190Z5/2T	60	67-24ST/KKE-N35135130Z8/SZM/2T	60
67-22ST/KK8C-5M3012568Z15/2T	58	67-22ST/KKES-5M50133190Z5/2T	60	67-24ST/KKE-N40140130Z8/SZM/2T	60
67-22ST/KK8C-5M3013068Z15/2T	58	67-22ST/KKES-5M50145190Z5/2T	60	67-24ST/KKE-N50140130Z8/SZM/2T	60
67-22ST/KK8C-5M3013568Z15/2T	58	67-22ST/KKES-5M57133190Z5/2T	60	67-24ST/KKE-N65140130Z8/SZM/2T	60
67-22ST/KK8C-5M3014568Z15/2T	58	67-22ST/KKES-5M57145190Z5/2T	60	67-31A/B7C-AT1U2MZ3/2T	101
67-22ST/KK8C-5M3513068Z15/2T	58	67-22ST/KKES-5M60133190Z5/2T	60	67-31A/GHC-YY1W2EZ3/2T	101
67-22ST/KK8C-5M3513568Z15/2T	58	67-22ST/KKES-5M60145190Z5/2T	60	67-31A/SAC-AW1X2B9Z5/2T	101
67-22ST/KK8C-5M3514068Z15/2T	58	67-22ST/KKES-5M65128190Z5/2T	60	67-31E/RSC-AV1W2B9Z5/2T	101
67-22ST/KK8C-5M3515068Z15/2T	58	67-22ST/KKES-5M65140190Z5/2T	60	67-31EP3-UR0500H-AM	184
67-22ST/KK8C-5M4013568Z15/2T	58	67-22ST/KKX-N277530Z15/2T	55	67-31EP3-UY0500H-AM	184
67-22ST/KK8C-5M4014068Z15/2T	58	67-22ST/KKX-N308030Z15/2T	55	67-41-C70301H-AM	184
67-22ST/KK8C-5M4014568Z15/2T	58	67-22ST/KKX-N358030Z15/2T	55	67-41-PA0601H-AM	184
67-22ST/KK8C-5M4015568Z15/2T	58	67-22ST/KKX-N408530Z15/2T	55	67-41-SR0501H-AM	184
67-22ST/KK8C-5M5013568Z15/2T	58	67-22ST/KKX-N508530Z15/2T	55	67-41-UR0501H-AM	184
67-22ST/KK8C-5M5014068Z15/2T	58	67-22ST/KKX-N578530Z15/2T	55	67-41-UY0501H-AM	184
67-22ST/KK8C-5M5014568Z15/2T	58	67-22ST/NFR3C-P2050C1C4182Z15/2T	55	67-63-RGB0201H-AM	181
67-22ST/KK8C-5M5015568Z15/2T	58	67-22UYSYGC/S530-A5/TR8	96	7343/B1C2-APSA/MS	175
67-22ST/KK8C-5M5713568Z15/2T	58	67-23/RGHBHC-B05/2T	97	7343/R5C2-ASUB/MS	175
67-22ST/KK8C-5M5714068Z15/2T	58	67-235-BJRQGCC-A01E-2T8-CS	102	7343/Y5C2-ASVB/MS	175
67-22ST/KK8C-5M5714568Z15/2T	58	67-23SDRSYGUBC/TR8	97	7343-2SUGD/S400-X6	143
67-22ST/KK8C-5M6013568Z15/2T	58	67-23ST/KKE-H27140550Z2/2T	61	7343-2SURD/S530-A3	143
67-22ST/KK8C-5M6014068Z15/2T	58	67-23ST/KKE-H30145550Z2/2T	61	7343-2USOC/S530-A3	143
67-22ST/KK8C-5M6014568Z15/2T	58	67-23ST/KKE-H35150550Z2/2T	61	7343M/BAC3-ATVA/C5	143
67-22ST/KK8C-5M6015568Z15/2T	58	67-23ST/KKE-H40155550Z2/2T	61	7344/V7C2-ASVA/MS	175
67-22ST/KK8C-5M6513068Z15/2T	58	67-23ST/KKE-H50155550Z2/2T	61	7344-15SUBC/C470/S400-A6	143
67-22ST/KK8C-5M6513568Z15/2T	58	67-23ST/KKE-H57155550Z2/2T	61	7344-15SUGC/S400-A5	143
67-22ST/KK8C-5M6514068Z15/2T	58	67-23ST/KKE-H65155550Z2/2T	61	7344-15SUGC/S400-X6	143
67-22ST/KK8C-5M6514568Z15/2T	58	67-23ST/KKX-5M2714096Z10/2T	59	7383/BAC3-ANQA/MS	175
67-22ST/KK8C-5M6515068Z15/2T	58	67-23ST/KKX-5M2714596Z10/2T	59	7383/G1C3-ATVA/MS	175
67-22ST/KK9C-H278030Z15/2T(EMM)	56	67-23ST/KKX-5M2715096Z10/2T	59	7383/R7C3-ARUB/MS	175
67-22ST/KK9C-H308530Z15/2T(EMM)	56	67-23ST/KKX-5M3014596Z10/2T	59	7383/V7C3-ARTA/MS	175
67-22ST/KK9C-H358530Z15/2T(EMM)	56	67-23ST/KKX-5M3015096Z10/2T	59	7383/Y7C3-ARUB/MS	175
67-22ST/KK9C-H409030Z15/2T(EMM)	56	67-23ST/KKX-5M3015596Z10/2T	59	91-21SUGC/S400-A4/TR7	89
67-22ST/KK9C-H509030Z15/2T(EMM)	56	67-23ST/KKX-5M3515096Z10/2T	59	91-21SURC/S530-A6/TR7	89
67-22ST/KK9C-H579030Z15/2T(EMM)	56	67-23ST/KKX-5M3515596Z10/2T	59	91-21SYGC/S530-E4/TR7	89
67-22ST/KK9C-H658830Z15/2T(EMM)	56	67-23ST/KKX-5M3516096Z10/2T	59	91-21UYC/S530-A6/TR7	89
67-22ST/KKE-5M273229Z6/2T	54	67-23ST/KKX-5M4015596Z10/2T	59	93-22SURSYGC/S530-A3/TR8	96
67-22ST/KKE-5M303329Z6/2T	54	67-23ST/KKX-5M4016096Z10/2T	59	95-21SURC/S530-A6/TR7	89
67-22ST/KKE-5M353529Z6/2T	54	67-23ST/KKX-5M4016596Z10/2T	59	95-21SYGC/S530-E3/TR9	89
67-22ST/KKE-5M403629Z6/2T	54	67-23ST/KKX-5M5015596Z10/2T	59	95-21UYC/S530-A5/TR7	89
67-22ST/KKE-5M503629Z6/2T	54	67-23ST/KKX-5M5016096Z10/2T	59	A09K-C71501H-AM	185
67-22ST/KKE-5M573629Z6/2T	54	67-23ST/KKX-5M5016596Z10/2T	59	A09K-PA1501H-AM	185
67-22ST/KKE-5M653529Z6/2T	54	67-23ST/KKX-5M5715596Z10/2T	59	A09K-SR1501H-AM	185
67-22ST/KKE-N27120380U2/SZM/2T	61	67-23ST/KKX-5M5716096Z10/2T	59	A09K-UR1501H-AM	185
67-22ST/KKE-N2765200Z3/SZM/2T	57	67-23ST/KKX-5M5716596Z10/2T	59	A09K-UY1501H-AM	185
67-22ST/KKE-N30125380U2/SZM/2T	61	67-23ST/KKX-5M6015596Z10/2T	59	A1394B/3SUR/S530-A3	148
67-22ST/KKE-N3065200Z3/SZM/2T	57	67-23ST/KKX-5M6016096Z10/2T	59	A1394B/3SYG/S530-E2	148
67-22ST/KKE-N40130380U2/SZM/2T	61	67-23ST/KKX-5M6016596Z10/2T	59	A1479-1B/SURSYGW/S530-A3	150
67-22ST/KKE-N4070200Z3/SZM/2T	57	67-23ST/KKX-5M6515096Z10/2T	59	A1844B/4SYG/S530-E2	149
67-22ST/KKE-N50130380U2/SZM/2T	61	67-23ST/KKX-5M6515596Z10/2T	59	A203B/SUR/S530-A3	149
67-22ST/KKE-N5070200Z3/SZM/2T	57	67-23ST/KKX-5M6516096Z10/2T	59	A203B/SYG/S530-E2	149
67-22ST/KKE-N65130380U2/SZM/2T	61	67-24ST/KKE-5M27160720U1/2T	62	A203B/UY/S530-A3	149
67-22ST/KKE-N6570200Z3/SZM/2T	57	67-24ST/KKE-5M30165720U1/2T	62	A214B/SUG/S400-X6	147
67-22ST/KKES-5M27118190Z5/2T	60	67-24ST/KKE-5M35170720U1/2T	62	A214B/UY/S530-A3	147
67-22ST/KKES-5M27130190Z5/2T	60	67-24ST/KKE-5M40175720U1/2T	62	A253B/SUBC/S400-A6	150
67-22ST/KKES-5M30123190Z5/2T	60	67-24ST/KKE-5M50175720U1/2T	62	A253B/SYG/S530-E2	150
67-22ST/KKES-5M30135190Z5/2T	60	67-24ST/KKE-5M57175720U1/2T	62	A264B/SUB/S400-A4	147
67-22ST/KKES-5M35128190Z5/2T	60	67-24ST/KKE-5M65175720U1/2T	62		

ALPHANUMERIC INDEX

VISIBLE LED

A264B/SUR/S530-A3	147	BL-4206SN2P	198	D512SDRWB/S530-A3	155
A264B/SYG/S530-E2	147	BL-7016NZ2T	197	D512SURWB/S530-A3	155
A264B/UY/S530-A3	147	BL-7020NZ1T	197	D512SYGWB/E2/S962	155
A274B/SYG/S530-E2	147	BLA-2016NZ1CTHBC	202	D515SURWA/S530-A3	156
A694B/2SUR/S530-A3	148	BLA-2016NZ1THBC	202	D525SURWA/S530-A3	156
A694B/2SYG/S530-E2	148	BLA-2810NZ1T	201	D525SYGWA/S530-E2	156
A694B/2UY/S530-A3	148	BLA-2835NZ1CTHBC	203	D525USOWA/S530-A3	156
A694B/SURSYG/S530-A3	148	BLA-2835NZ1THBC	203	D526SURWA/S530-A3	156
A694B/SYGUY/S530-A3	148	BLA-3014PZ1U	201	D526USOWA/S530-A4	156
A93B/SUB/S400-A6	150	BLA-4014PZ1E	201	EL3534-RGBISE0391L-AM	181
A93B/SUR/S530-A3	150	C3227TDWN3S1-GRBC0112-2T	94	ELSWF-J61M1-6FPGS-C2700	69
A93B/SYG/S530-E2	150	C3231FFWN4A5-RGBWC0120-1T	132	ELSWF-J61M1-6FPGS-C2700	69
A93B/UY/S530-A3	150	C4506FDWN301-GRBD01302017-2G	131	ELSWF-J61M1-6FPGS-C2700	70
ALFS1BD-C010001L1-AM	189	C4516SDWN3S1-RGBC0120-2H	91	ELSWF-J61M1-6FPGS-C3000	69
ALFS1E-C07001H-AM	190	C7024SDWN3S1-RGBC0118-05H	95	ELSWF-J61M1-6FPGS-C3000	69
ALFS1E-PA07001H-AM	190	CH1210E-C80401H-AM	187	ELSWF-J61M1-6FPGS-C3000	70
ALFS1G-C010001H-AM	190	CH1210E-N80401H-AM	187	ELSWF-J61M1-6FPGS-C3500	69
ALFS1G-PA10001H-AM	190	CH1210E-PA0801H-AM	187	ELSWF-J61M1-6FPGS-C3500	69
ALFS1H-C010001H-AM	191	CH1210E-PR0801H-AM	187	ELSWF-J61M1-6FPGS-C3500	70
ALFS1J-C010001H-AM	193	CH1216-C8W80801H-AM	180	ELSWF-J71N1-6FPGS-C4000	69
ALFS2BD-C010001H-AM	189	CH2525E-RGBW0401H-AM	183	ELSWF-J71N1-6FPGS-C4000	69
ALFS2BD-C0PA07001L1-AM	189	CH2525-RGBY0401H-AM	183	ELSWF-J71N1-6FPGS-C4000	70
ALFS2G-C010001H-AM	191	CH2924-C0PA3501H-AM	187	ELSWF-JJ1C1-6FPGS-C5000	69
ALFS2H-C010001H-AM	192	CH3535E-SR3501L-AM	188	ELSWF-JJ1C1-6FPGS-C5000	69
ALFS2HT-C010001H-AM	194	CH3535E-UR3501L-AM	188	ELSWF-JJ1C1-6FPGS-C5000	70
ALFS2J-C010001H-AM	193	CSP0603AN101-BP44460093001-3T	132	ELSWF-JJ1C1-6FPGS-C5700	69
ALFS3H-C010001H-AM	192	CSP0603AN101-GP52543552705-3T	132	ELSWF-JJ1C1-6FPGS-C5700	69
ALFS3HT-C010001H-AM	194	CSP0603AN101-RP61630902505-3T	132	ELSWF-JJ1C1-6FPGS-C5700	70
B1001SDRWB/S530-A3	162	CSP0603AN101-WP30300563001-3T	132	ELSWF-JJ1C1-6FPGS-C6500	69
B1001SURWB/S530-A3	162	CSP0603AN101-YP58600283001-3T	132	ELSWF-JJ1C1-6FPGS-C6500	69
B1001SYGWA/S530-E2	162	CSP0804AN301-RGBC0101-3T	133	ELSWF-JJ1C1-6FPGS-C6500	70
B1001UBWA/C470	162	CSP1005BN101-GP51531803240-3T	133	ELSWF-R61L1-6FPNM-CB4B6	73
B1001USOWA/S530-A4	162	CSP1005BN101-BP44460563140-3T	133	ELSWF-S41L2-6FPNM-DB4B6	74
B1001UYWA/S530-A3	162	CSP1005BN101-RP61630712740-3T	133	ELSWNS-S11E2-6VPNM-AD308	74
B1010DWN3S2-RGBC0105-5T	92	CSP1005BN101-WP35403553005-3T	133	ELSW-Q91E1-0LPMN-AD3D8	73
B1010SURD/S530-A3	162	D305SDRWB/S530-A3	153	ELSW-R21E1-0EPNM-AD3D8(OR)	73
B1010SYGD/S530-E2	162	D305SURWA/S530-A3	153	ELUA2016OGB-P0010Q53040020-VA1M	75
B1010UYD/S530-A3	162	D305SYGWA/E2/S660	153	ELUA2016OGB-P0010R53040060-V21M	75
B1212CWN4A1-BGRWD0105-3T	92	D306SURWA/S530-A3	153	ELUA2016OGB-P0010T73240500-VD1M	75
B1410FBN4A1-RGBWD0205-4T	131	D306USOWA/S530-A3	153	ELUA2016OGB-P6070Q43040020-VA1M	75
B1414DWN3S2-RGBC0112-2T	93	D306UYWA/S530-A3	153	ELUA2016OGB-P6070R13040060-V21M	75
B1609FBCN1-OC60610022405-3T	130	D425SDRWA/S530-A4	154	ELUA2016OGB-P6070T53240500-VD1M	75
B1609FBCN1-PGC5556032205-3T	130	D425SDRWB/A3/S660	154	ELUA2016OGB-P8090Q53040020-VA1M	75
B1609FBCZ1-WP2329023005-3T	130	D425SURWA/S530-A3	154	ELUA2016OGB-P8090R43040060-V21M	75
B1818C/RSGHBHC-5V01/2T	93	D425SYGWA/S530-E2	154	ELUA2016OGB-P8090T73240500-VD1M	75
B3010PWN3S1-GRBD0112-2D	94	D425USOWA/S530-A4	154	ELUA2016OGB-P9000Q53040020-VA1M	75
BL-2016NN1T	204	D426SURWB/S530-A3	154	ELUA2016OGB-P9000R53040060-V21M	75
BL-2604DN1P	200	D426SURWB/S530-A3	154	ELUA2016OGB-P9000T73240500-VD1M	75
BL-2835LN1CTBC	205	D426SYGWA/S530-E2	154	ELUA2835TG0-P0010Q53040020-VA1D	76
BL-2835SN1T	204	D426SYGWA/S530-E2	154	ELUA2835TG0-P0010R53040060-VA1D	76
BL-3003LM2C	200	D426USOWA/S530-A3	154	ELUA2835TG0-P6070Q53040020-VA1D	76
BL-3004TN1P	199	D426UYOWB/S530-A3	154	ELUA2835TG0-P6070R53040060-VA1D	76
BL-3006NN1P	199	D426UYOWB/S530-A3	154	ELUA2835TG0-P6070SC13040150-VA1D	76
BL-3030GN2E	195	D511SDRWB/A3/S982	155	ELUA2835TG0-P8090Q53040020-VA1D	76
BL-3804GN1P	199	D511SURWB/S530-A3	155	ELUA2835TG0-P8090R53040060-VA1D	76
BL-3806NN1P	198	D511SYGWA/S530-E2	155	ELUA2835TG0-P9000Q53040020-VA1D	76
BL-3808Z1P	198	D511SYGWB/S530-E2	155	ELUA2835TG0-P9000R53040060-VA1D	76
BL-4010NN1T	195	D511UBWA/C470	155	ELUA2835TG0-P9000SC13040150-VA1D	76
BL-4012NN1T	196	D511USOWA/S530-A4	155	ELUA3535NU3-P0010U736481K0-V41G	78
BL-4014CZ1T	196	D511UTWA/T5/S700/S1025	155	ELUA3535NU3-P6070U23648700-V41G	78

VISIBLE LED

ELUA3535NU3-P8090U736481K0-V41G	78	HNA2121W-IS01	170	ST405SYGWA/S530-E2	167
ELUA3535NU3-P9000U736481K0-V41G	78	HNB1515W-OS01	169	ST405UYOWA/S530-A3/S290	167
ELUA3535NU6-P0010U736481K0-V41G	78	HNB1921W-OS03	169	ST406SURWA/S530-A3/S290	167
ELUA3535NU6-P6070U23648700-V41G	78	HNB2727W-OS01-FM00	170	ST406SYGWA/S530-E2	167
ELUA3535NU6-P8090U736481K0-V41G	78	HPND3535CZ0112-NDR55651K0X24700-4H(EU)	73	ST512SURWA/S530-A3/S290	167
ELUA3535NU6-P9000U736481K0-V41G	78	M2881SURWA/S530-A3	161	ST512SYGWA/S530-E2/S290	167
ELUA3535OG5-P0010U23240500-VD1M	77	M2881SYGWA/S530-E2	161	ST512UBWA/C470/S290	167
ELUA3535OG5-P6070U13240500-VD1M	77	M2881UYWA/S530-A3	161	T315SDRWA/S530-A3	157
ELUA3535OG5-P8090U23240500-VD1M	77	M2882SYGWA/S530-E2	161	T315SURWA/S530-A3	157
ELUA3535OG5-P9000U23240500-VD1M	77	S1006SDRDB/A3/S660	151	T315SYGWA/S530-E2	157
ELUA3535OGB-P0010U23240500-VD1M	77	S1006SURWA/S530-A3	151	T315UYOWA/S530-A3	157
ELUA3535OGB-P6070U23240500-VD1M	77	S1006SYGWA/S530-E2	151	T315UYWA/S530-A3	157
ELUA3535OGB-P8090U23240500-VD1M	77	S2326SURWA/S530-A3	151	T316SDRWA/S530-A3	157
ELUA3535OGB-P9000U23240500-VD1M	77	S2326SYGWA/S530-E2	151	T316SURWA/S530-A3	157
ELUA4545OG3-P0010U23241500-VD1M	79	S2326UBWA/C470	151	T316SYGWA/S530-E2	157
ELUA4545OG3-P6070U13241500-VD1M	79	S2326USOWA/S530-A4	151	T511SDRWA/S530-A3	158
ELUA4545OG3-P8090U23241500-VD1M	79	S315SURWA/S530-A3	151	T511SUGWB/S400-A4/S800	158
ELUA4545OG3-P9000U23241500-VD1M	79	S315SYGWA/S530-E2	151	T511SURWA/S530-A3	158
ELUC3535NUB-P07085Q47090300-F23D	81	S321SURWA/S530-A3	152	T511SYGWA/S530-E2	158
ELUC3535NUB-P7085Q05075020-S41Q	80	S321USOWA/S530-A4	152	T511UYOWA/S530-A3	158
ELUC3535NUB-P7085Q15070100-S22Q	81	S322SURWA/S530-A3	152	T512SDRWB/A3	158
F415SURWA/S530-A3	159	S322SYGWA/S530-E2	152	T512SUBWA/X9	158
F415SURWB/S530-A3	159	SD405SDRWB/S530-A3/S968	166	T512SURWA/S530-A3	158
F415UYOWB/S530-A3/S715	159	SD405SURWA/S530-A3/S290	166	T512SURWB/S530-A3	158
F416SURWA/S530-A3	159	SD405SYGWA/S530-E2	166	T512SYGWA/S530-E2	158
F416SURWB/S530-A3	159	SD406SURWA/S530-A4/S290	166	T512SYGWB/S530-E2	158
F416SYGWA/S530-E3	159	SD406SYGWA/S530-E2/S290	166	T512USOWA/S530-A4	158
F416USRWA/S530-A3	159	SD406UWWA/S290	166	T512UYOWA/S530-A3	158
F416UYWB/S530-A3/P53	159	SD511SYGWA/S530-E2/S290	166	UVA2835TZ0112-PUA6570120X38060-2T	76
F511SDRWB/S530-A3	160	SF405SURWA/S530-A3/S290	168	UVC1414CZ0115-HUC7080004X70040-2T	80
F511SURWA/S530-A3	160	SF405UYOWA/A3/S290	168	UVC1414CZ0215-HUC7080008X70100-2T	80
F511SURWB/S530-A3	160	SF511SURWA/S530-A3/S290	168	UVC3535CZ0115-HUC7085001X80020-1T	82
F511SYGWA/S530-E2	160	SF511SYGWA/S530-E2/S796	168	UVC3535CZ0215-HUC7085008X80100-1T	82
F512SDRWB/S530-A3	160	SF512SURWA/S530-A3/S290	168	UVC3535CZ0315-HUC7085020X80300-1T	82
F512SUBWB/X9/S800	160	SF512SYGWA/S530-E2/S290	168	XI3030-C01501M-AM	186
F512SURWA/S530-A3	160	SS205SUBWA/S400-A3/S669	163	XI3030-C03501H-AM	186
F512SYGWA/S530-E2	160	SS205SURWA/S530-A3/S290	163	XI3030E/LKE-H2715068Z15/2T	64
FC1414GF13SM-B506022332839E-3T	86	SS205SYGWA/S530-E2/S290	163	XI3030E/LKE-H3015568Z15/2T	64
FC1414GF1DHP-B506028402839E-2T	86	SS205UYOWA/S530-A3/S290	163	XI3030E/LKE-H3516068Z15/2T	64
FC1610HF13HP-B506024332839E-2T	85	SS205UYWA/S530-A3/S290	163	XI3030E/LKE-H4016568Z15/2T	64
FC1610HF13HP-F405024332839E-2T	85	SS206SURWA/S530-A3/S290	163	XI3030E/LKE-H5016568Z15/2T	64
FC1610JF13HP-B455524352839E-2T	85	SS206SYGWA/S530-E2/S290	163	XI3030E/LKE-H5716568Z15/2T	64
FC1717GF15HP-F405033452839E-2T	88	SS206SURWA/S530-A3/S290	163	XI3030E/LKE-H6516068Z15/2T	64
FC1717GF15HP-F506033452839E-2T	88	SS405SURWA/S530-A3/S290	164	XI3030P/B3C-D5060T2T62531Z15/2N	65
FC2016GF14HP-B506030422839E-2T	83	SS405SYGWA/S530-E2	164	XI3030P/D3C-P4575S1S621271Z15/2N	65
FC2016GF14MP-B506025362839E-2T	83	SS406SURWA/S530-A3/S290	164	XI3030P/F3C-P1545R5S115251Z15/2N	65
FC2016GF14MP-F506026362839E-2T	83	SS406SYGWA/S530-E2	164	XI3030P/G3C-D1530P3R128371Z15/2N	65
FC2016GF1DHP-B506027402839E-2T	83	SS406UBWA/C470/S290	164	XI3030P/KK7C-H2713566Z15/2N	64
FC2016GF1DHP-F506025402839E-2T	83	SS406USRWA/S530-A3/S290	164	XI3030P/KK7C-H3014066Z15/2N	64
FC2016GF1DMP-B506028402839E-2T	83	SS406UWWA/S290	164	XI3030P/KK7C-H4014566Z15/2N	64
FE1919EF14ZP-S999-2T	88	SS406UYWA/S530-A4/S290	164	XI3030P/KK7C-H5014566Z15/2N	64
FN1111CF13EP-B506018282839E-3T	87	SS506SURWA/S530-A4/S290	165	XI3030P/KK7C-H5714566Z15/2N	64
FN1414BF14EP-B506026402839E-3T	87	SS506SYGWA/S530-E2	165	XI3030P/KK7C-H6514566Z15/2N	64
FN1414BF14EP-D354523282839E-3T	87	SS506UTWA/T5/S290	165	XI3030P/KKX-5M303729U6/2T	63
FN1414BF14EP-F405028352839E-3T	87	SS511SURWA/S530-A3/S290	165	XI3030P/KKX-5M403929U6/2T	63
FP1610JF13SA-J4555061127392-2T	85	SS511SYGWA/S530-E2/S290	165	XI3030P/KKX-5M503929U6/2T	63
FP2016EF13SA-B506025402839E-2T	84	SS511UBWA/C470	165	XI3030P/KKX-5M573929U6/2T	63
FP2216FF13LA-B506028382839E-2T	84	SS512SURWA/S530-A3/S290	165	XI3030P/KKX-5M653829U6/2T	63
G67-12S/G2C-D1525L4L82934Z6/2T	54	SS512SYGWA/S530-E2	165	XI3030P/O3C-D0520N3PB15281Z15/2N	65
G67-21S/R3C-D1530L6M4182915/2T	55	ST405SUGWA/S530-A4/S290	167	XI3030P/R3C-D1530L7N315281Z15/2N	65

INFRARED LED, SENSORS, COUPLERS

EL3012(P5)	290	EL406A	295	ELM3053	292
EL3020	291	EL425A	295	ELM3054	292
EL3021	291	EL440A	295	ELM3062	292
EL3021(P5)	290	EL4502	283	ELM3063	292
EL3022	291	EL4503	283	ELM3064	292
EL3022(P5)	290	EL4504	283	ELM3082	292
EL3023	291	EL452-G	278	ELM3083	292
EL3023(P5)	290	EL460A	295	ELM3084	292
EL3031	291	EL5720	298	ELM440A	294
EL3031(P5)	290	EL5721	298	ELM452	280
EL3032	291	EL5750	298	ELM453	280
EL3032(P5)	290	EL5751	298	ELM453H	280
EL3033	291	EL5770	298	ELM456	280
EL3033(P5)	290	EL5771	298	ELM460A	294
EL3041	291	EL603A5	295	ELM600	280
EL3041(P5)	290	EL606A	295	ELM601	280
EL3042	291	EL606A3	295	ELM611	280
EL3042(P5)	290	EL6150A	295	ELM611H	280
EL3043	291	EL625A	295	ELM61A	281
EL3043(P5)	290	EL640A	295	ELM680	281
EL3051	291	EL660A	295	ELM684	281
EL3051(P5)	290	EL6880	288	ELM81L	281
EL3052	291	EL7840	301	ELM840A	294
EL3052(P5)	290	EL814-G	272	ELQ3H4-G	266
EL3053	291	EL815-G	278	ELQ3H5-G	277
EL3053(P5)	290	EL816-G	272	ELQ3H7-G	266
EL3061	291	EL817-G	272	ELR0213	293
EL3061(P5)	290	EL817H-G	272	ELR0223	293
EL3062	291	EL817L-G	272	ELR1213	293
EL3062(P5)	290	EL825	279	ELR1223	293
EL3063	291	EL827	275	ELR2213	293
EL3063(P5)	290	EL840A	296	ELR2223	293
EL3071	291	EL847	275	ELR3213	293
EL3071(P5)	290	EL851-G	272	ELR3223	293
EL3072	291	EL852-G	278	ELS3120	297
EL3072(P5)	290	EL860A	296	ELS3121	297
EL3073	291	ELC101-G	270	ELS3150	297
EL3073(P5)	290	ELC357N-G	267	ELS3151	297
EL3081	291	ELC3H7-G	265	ELS456	287
EL3081(P5)	290	ELC816-G	272	ELS511	287
EL3082	291	ELD205	269	ELS611	287
EL3082(P5)	290	ELD206	269	ELS680	287
EL3083	291	ELD207	269	ELT3021	289
EL3083(P5)	290	ELD211	269	ELT3022	289
EL3120	297	ELD213	269	ELT3023	289
EL3121	297	ELD217	269	ELT3041	289
EL3150	297	ELH3170	299	ELT3042	289
EL3151	297	ELH61A	288	ELT3043	289
EL354N-G	267	ELK7840	301	ELT3051	289
EL357N-G	267	ELL200	300	ELT3052	289
EL357NH-G	267	ELL300	300	ELT3053	289
EL357NL-G	267	ELM2K-G	268	ELT3061	289
EL357NU-G	267	ELM2KL-G	271	ELT3062	289
EL3H4-G	265	ELM3022	292	ELT3063	289
EL3H4U-G	265	ELM3023	292	ELT3081	289
EL3H5-G	277	ELM3024	292	ELT3082	289
EL3H7-G	265	ELM3042	292	ELT3083	289
EL3H7H-G	265	ELM3043	292	ELW135	285
EL3H7L-G	265	ELM3044	292	ELW136	285
EL3H7U-G	265	ELM3052	292	ELW137	286

ALPHANUMERIC INDEX

INFRARED LED, SENSORS, COUPLERS

ELW2601	286	HIR25-21C/L423/TR8	216	IR67-41C/L491/TR8	219
ELW2611	286	HIR26-21C/L289/TR8	216	IR7373C	208
ELW3120	298	HIR26-21C/L423/TR8	216	IR7393C	209
ELW3121	298	HIR26-51C/L423/TR8	217	IR83-01C/2H	212
ELW3150	298	HIR323C	208	IR8353-14C	209
ELW3151	298	HIR323C/H0	208	IR89-01C/L447/1R	218
ELW4503	285	HIR333/H0	208	IR908-7C-F	221
ELW4506	286	HIR333C/H0	208	IR91-01C/L491/2R	217
EV101U-G	270	HIR383C/L212	209	IR91-21C	211
EV16150A	296	HIR42-21C/L289/TR8	217	IR91-21C/TR10	211
EV357NU-G	267	HIR57-21C/TR8	218	IR91-21C/TR7	211
EV3H4U-G	265	HIR67-21C/L11/TR8	218	IR928-6C-F	221
EV3H7U-G	265	HIR67-31JC/L638/TR8	219	IR95-21C/L491/TR10	211
EV6150A	295	HIR7373C	208	IR95-21C/TR7	211
H11A1	274	HIR7393C	209	IR95-21C/TR9	211
H11A2	274	HIR83-01B/TR8	212	IR968-8C	221
H11A3	274	HIR89-01C-1R	218	IRM-35xxJ15	243
H11A4	274	HIR-C19D-1N150/L649-P03/TR	222	IRM-35xxJ16	243
H11A5	274	HIR-C19D-1N40-L649-P03-TR-AM	222	IRM-3600JW	243
H11AA1	273	HIR-C19D-1N90/L649-P03/TR	222	IRM-36xxJ11	243
H11AA2	273	IR11-21C/L491/TR8	215	IRM-36xxJ14	243
H11AA3	273	IR11-21C/TR8	215	IRM-36xxJ15	243
H11AA4	273	IR12-21C/TR8	214	IRM-36xxJ16	243
H11B1	279	IR15-21C/TR8	216	IRM-36xxJ2	243
H11B2	279	IR16-213C/L510/TR8	212	IRM-36xxJ7	243
H11B3	279	IR17-21C/TR8	213	IRM-36xxJ8	243
H11L1	280	IR19-21C/TR8	212	IRM-36xxJ9	243
H11L2	280	IR19-315C/TR8	213	IRM-36xxJF	243
H11L3	280	IR204/H16/L10	210	IRM-77xxJ16	244
HC-HIR282017C2/L913-060/08T	224	IR204/H60	210	IRM-8601JF	244
HC-HIR383815C1/L933-150/08T	223	IR204-A	210	IRM-H200JW/TR2	245
HC-HIR383815C1/L947-150/08T	223	IR204C/H16/L10	210	IRM-H2xxJ15/TR2	245
HC-HIR383815C2/L949-150/08T	223	IR204C-A	210	IRM-H2xxJ2/TR2	245
HC-HIR383822C1/L933-120/08T	223	IR25-21C/TR8	216	IRM-H3xxJ14/TR2	247
HC-HIR383822C1/L933-8012/08T	224	IR26-21C/L110/TR8	216	IRM-H5xxJ14/TR2	246
HC-HIR383823C1/L933-050/06T	223	IR26-21C/L447/CT	216	IRM-H5xxJ15/TR2	246
HC-HIR383823C1/L933-080/08T	223	IR26-51C/L110/TR8	217	IRM-H6xxJ14/TR2	247
HC-HIR383823C1/L933-090/08T	223	IR26-51C/L510/TR8	217	IRM-H6xxJ15/TR2	247
HC-IR282017C2/L873-060/08T	224	IR26-61C/L510/R/2G	215	IRM-H6xxJ16/TR2	247
HC-IR383815C1/L743-150/08T	223	IR26-61C/L745/TR8	215	IRM-H6xxJ7/TR2	247
HC-IR383822C1/L743-120/08T	223	IR26-61C/L746/R/TR8	211	IRM-H8xxJ14-C-S/TR2	248
HC-IR383822C2/L741-120/08T	223	IR26-61C/L746/R/TR8	215	IRM-H8xxJ15-C-S/TR2	248
HC-IR383823C2/L741-090/08T	223	IR26-71C/L447/S63/TR8	214	IRM-H8xxJ16-C-S/TR2	248
HC-IR383823C2/L741-150/08T	223	IR26-91C/2D	214	IRM-H9xxJ14/TR2	245
HC-IR383827C2/L741-050/06T	223	IR26-91C/L510/2D	214	IRM-H9xxJ15/TR2	245
HC-IR383827C2/L941-050/06T	223	IR29-01C/L510/R/TR8	215	IRM-H9xxJ2/TR2	245
HC-IR383828C2/L741-060/06T	223	IR323	208	IRM-HQxxJ16/TR2	249
HIR11-21C/L11/TR8	215	IR323/H0-A	208	IRM-V11xxJ16/TR1	249
HIR12-21C/TR8	214	IR333/H0	208	IRM-V16xxJ18/TR1	249
HIR15-21C/TR8	216	IR333/H0/L10	208	IRM-V5xxJ14/TR1	246
HIR16-213C/L423/TR8	212	IR333-A	208	IRM-V5xxJ15/TR1	246
HIR17-215C/L289/TR8	213	IR333C	208	IRM-V5xxJ16/TR1	246
HIR17-21C/L289/TR8	213	IR333C/H0/L10	208	IRM-V800JW2-S/TR1	248
HIR19-21C/L11/TR8	212	IR333C/H2	208	IRM-V8xxJ12-S/TR1	248
HIR19-21C/L289/TR8	212	IR3494-30C/H80/L419	210	IRM-V8xxJ14-S/TR1	248
HIR19-315C/L825/TR8	213	IR383	209	IRM-V8xxJ15-S/TR1	248
HIR204C	210	IR42-21C/TR8	217	IRM-V8xxJ16-S/TR1	248
HIR204C/H0	210	IR533C	209	IRR15-22C/L491/TR8	220
HIR234C	210	IR57-21C/L491/TR8	218	IRR60-48C/L661/TR8	220
HIR25-21C/L289/2T	216	IR67-21C/TR8	218	IRR60-48C/TR8	220

INFRARED LED, SENSORS, COUPLERS

IRRG25-16C/L491/TR8	219
IR-S06-P120/L741-P03/TR	222
ITR1204SR10A/TR	255
ITR1502SR40A/TR8	255
ITR1601CT50A/TB	251
ITR20001/T	257
ITR20002	257
ITR2001SR10A/TR	255
ITR2006ST30A/TR	252
ITR20403	252
ITR2153DT20A/TB	251
ITR2253DT40A/TB	253
ITR8102	252
ITR8104	253
ITR8307/F43	256
ITR8307/L24/F43	256
ITR8307/L24/TR8	256
ITR8307/S17/TR8	256
ITR8307/S18/TR8	256
ITR8402-F-A	254
ITR9606-F	253
ITR9707	254
ITR9909	257
PD12-21B/TR8	230
PD15-21C/TR8	230
PD15-22C/TR8	231
PD204-6B	226
PD204-6B/L3	226
PD204-6C	226
PD204-6C/L3	226
PD26-71B/S63/TR8	230
PD28-01B/L609/2C	232
PD333-3B/H0/L2	227
PD333-3B/L1	227
PD333-3B/L2	227
PD333-3B/L3	227
PD333-3B/L4	227
PD333-3C/H0/L2	227
PD333-3C/H0/L811	227
PD333-3C/L793	227
PD42-21C/TR8	231
PD438B	225
PD438B/S46	225
PD438C	225
PD438C/S46	225
PD44-37C-L753-TR8	228
PD638B	225
PD67-21B/TR8	232
PD70-01B/TR7	229
PD83-01B/L458/2H	229
PD91-21B/TR9	229
PD95-21B/TR10	228
PLR137	250
PLR237	250
PLT137	250
PLT237	250
PT11-21C/L41/TR8	239
PT12-21C/TR8	239
PT1504-6B	236
PT15-21B/TR8	240

PT17-21C/L41/TR8	238
PT19-21C/L41/TR8	238
PT19-315C/TR8	238
PT204-6B	234
PT204-6C	234
PT23-21B/TR8	240
PT2559B/L2/H2-F	233
PT2559B/L2-F	233
PT26-21C/TR8	240
PT26-51B/T/TR8	241
PT26-61B/TR8	239
PT26-71B/TR8	241
PT28-21B	237
PT333-3B	235
PT333-3C	234
PT334-6B	235
PT334-6C	235
PT42-21B/TR8	241
PT534-6B	236
PT57-21B/TR8	242
PT67-21C/L41/TR8	242
PT908-7B-F	233
PT908-7C-F	233
PT91-21B/L369/TR10	237
PT928-6B-F	233
PT928-6C-F	233
PT95-21C/TR7	237
SIR12-21C/TR8	214
SIR19-21C/TR8	212
SIR19-315/TR8	213
SIR204-A	210
SIR204C	210
SIR234	210
SIR323-5	208
SIR333-A	208
SIR383C	209
SIR57-21C/L294/TR8	218
SIR67-21C/TR8	218
SIR91-21C/TR10	211
SIR91-21C/TR7	211
SIR95-21C/TR10	211
TIL113	279

SEMI POWER

DFN 5x6-5L	307
DFN 8x8-5L	307
DFN 8x8-8L	307
TO-220-2L	304
TO-220-3L	304
TO-220F-3L	305
TO-247-2L	306
TO-247-3L	306
TO-247-4L	306
TO-252-3L	304
TO-263-3L	305
TO-263-7L	305

CONDITIONS OF RoHS

From July 1st, 2006, RoHS requires that all electrical equipment should not contain lead, mercury, cadmium, hexavalent chromium, polybrominated biphenyls (PBBs) or poly brominated diphenyl ethers (PBDEs), and the elements are restricted to certain amount (such as mercury in a wound lighting tube <5 mg, lead in CRT glass, soldering tin, etc.). Before the date every member of European Union must obey of environment on chemical regulation.



- According to RoHS part, the norm of restrict and limit used substance adopted by EVERLIGHT.

Name	Description	Criteria
Cadmium	Cadmium and its compounds must not be present in parts, components, materials or products. Cadmium and its compounds must not used as stabilizers, coloring agent or as a surface coating treatment in parts, components, materials or products.	< 5 ppm (Plastics) < 75 ppm (Metals)
Lead restrictions	Lead and/or lead compounds shall not be present in hardware components or parts, however, except solder, electrical components and interconnect materials. Lead carbonates and sulfates must not be used in any paint applied to parts, component, or products.	< 100 ppm (Plastics) < 1000 ppm (Others)
Mercury restrictions	Mercury must not be contained in any part, material, components or product, including, but not limited to switches, relays or electrical contacts. This restriction does not apply to lamps with less than 10 mg if mercury.	< 5 ppm
Hexavalent chromium (chromium VI) and hexavalent chromium compounds	Hexavalent chromium (chromium VI) and hexavalent chromium compounds must not be present in parts, components, materials or products.	< 2 ppm
Polybrominated Biphenyls (PBBs)	Plastics parts, pomponents, materials and products must not contain Polybrominated Biphenyls as flame retardants, specific PBBs, but are not limited to those listed in attachment item.	< 5 ppm
Polybrominated Diphenyl Ethers (PBDEs)	Plastic parts, components, materials and products must not contain Polybrominated Biphenyl Ethers, known as flame retardants, specific PBBEs, including, but are not limited to, those listed in attachment item.	< 5 ppm

Compliant with the following condition :

- Please visit EVERLIGHT website for more updated information about third party test reports and RoHS declarations. (www.everlight.com)

APPLICATION NOTICE

Since we are continuously improving all of our products, the information listed in this Catalogue, which includes specifications, characteristics, data, materials used, structure, etc., are subject to change without prior notice. It is necessary that you request the newest specification sheet from EVERLIGHT when you place any inquiry or purchase order.

Please carefully read the specification sheet, and confirm your acceptance of the content. EVERLIGHT does not accept any liabilities for damages occurred due to the customer's lack of confirming the newest product specification.

It is important to strictly follow the maximum limit and other important instructions listed on the specifications sheet when using EVERLIGHT's products. The following is a list of special notes for products used in specific applications. It is recommended that customers read the instructions carefully before installing the products. Again, EVERLIGHT does not accept any liabilities for any improper use of EVERLIGHT's product or failure to follow the instructions listed herein:

Special Instruction:

1. Products listed in this Catalogue are designed primarily for the application listed below:
A : Calculators
B : Measurement equipment
C : AV machines
D : QA machines
E : Operating machines
F : Consumer electronics
G : Telecommunications

While products meet the application listed above, additional attention is required when products are to be utilized in the instruments listed under Special Instruction Notes 2 and 3.

2. When high reliability and safety concerns are required, it is very important that the design be made to focus on safety and long term reliability. Special care should be given to assure that EVERLIGHT's products integrate and function properly with all other parts of the instrument. Instruments fall into these categories include:

- A : Instruments attached to transportation tools
(aircraft, train, automobile)
- B : Traffic signs
- C : Gas leaking detectors and gas shutters
- D : Fire detectors
- E : Other safety detectors

3. When extremely high reliability and safety concerns are required, it is necessary that you contact EVERLIGHT for additional information before use. Instruments fall into these categories include:

- A : Aerospace instruments
- B : Telecommunication tools (main line)
- C : Nuclear weapon controls
- D : Medical instruments

4. Should you have any additional questions, please contact EVERLIGHT for details.

本資料所記載之製品的規格、特性、DATA、使用原料、構造...等，有時為了改良製品，無法事前通知，而逕行與予變更。因此請務必使用最新的規格書，並請針對內容加以確認。若因未確認規格書，導致使用次製品之機器或其他應用產品發生瑕疵時，敝公司將不負此責任。

使用本資料所記載之製品時，請遵守規格書所記載之絕對最大定格，使用上之注意事項，以及下列之注意點，若因不遵守規格書所記載之絕對最大定格，使用上之注意事項，以及下述之注意點，而導致發生損害問題時，敝公司將不負此責任。

注意項目：

1. 本資料所記載之製品，原則是為了下述之用途而製造出來的產品
A: 電算機
B: OA機器
C: 通信機器
D: 計測機器
E: 工作機器
F: AV機器
G: 家電製品

若雖合乎上述用途，但是屬於下述2或3所記載之機器時，則需遵守個別產品之使用注意事項。

2. 若本資料所記載之製品用於下述講求高信賴性與安全性之用途時，因牽涉到機能與精度方面，為了維持這類機器的信賴性與安全性，請務必注重安全設計與長期性設計，並且需考慮整體機構間的關係，依機器整體之安全設計來使用。

- A: 運送機器(飛機、火車、汽車)與控制安全性等相關之產品
- B: 交通信號機
- C: 瓦斯漏氣檢測關閉機
- D: 防災裝置
- E: 各種安全裝置

3. 若本資料所記載之製品用於下述講求高信賴性與安全性之用途時，因牽涉到機能與精度方面，請事先與敝公司聯絡。

- A: 太空機器(航太儀器)
- B: 通信機器(幹線)
- C: 原子彈控制機器
- D: 醫療機器

4. 涉及上述注意事項之任何一項時，如有疑問，請和敝公司業務人員聯絡。

TECHNICAL DATA

HIGH POWER LED (SHWO 燦, SHWO(N) 燦(N))

CIE BINNING RANKS

Cool-White Bin Coordinates

5000K				
Bin	50K-1	50K-2	50K-3	50K-4
CIE X	0.346	0.338	0.337	0.345
	0.345	0.337	0.337	0.344
	0.353	0.345	0.344	0.352
	0.355	0.346	0.345	0.353
CIE Y	0.369	0.362	0.349	0.356
	0.356	0.349	0.337	0.343
	0.362	0.356	0.343	0.349
	0.376	0.369	0.356	0.362

5700K				
Bin	57K-1	57K-2	57K-3	57K-4
CIE X	0.329	0.321	0.321	0.329
	0.329	0.321	0.322	0.329
	0.337	0.329	0.329	0.337
	0.338	0.329	0.329	0.337
CIE Y	0.354	0.346	0.335	0.342
	0.342	0.335	0.324	0.331
	0.349	0.342	0.331	0.337
	0.362	0.354	0.342	0.349

6500K				
Bin	65K-1	65K-2	65K-3	65K-4
CIE X	0.312	0.303	0.305	0.313
	0.313	0.305	0.307	0.315
	0.321	0.313	0.315	0.322
	0.321	0.312	0.313	0.321
CIE Y	0.339	0.330	0.321	0.329
	0.329	0.321	0.311	0.319
	0.337	0.329	0.319	0.326
	0.348	0.339	0.329	0.337

Warm-White Bin Coordinates

2700K				
Bin	27K-1	27K-2	27K-3	27K-4
CIE X	0.469	0.456	0.447	0.459
	0.459	0.447	0.437	0.448
	0.470	0.459	0.448	0.459
	0.481	0.469	0.459	0.470
CIE Y	0.429	0.426	0.408	0.410
	0.410	0.408	0.389	0.392
	0.413	0.410	0.392	0.394
	0.432	0.429	0.410	0.413

3000K				
Bin	30K-1	30K-2	30K-3	30K-4
CIE X	0.443	0.430	0.422	0.435
	0.435	0.422	0.415	0.426
	0.447	0.435	0.426	0.437
	0.456	0.443	0.435	0.447
CIE Y	0.421	0.417	0.399	0.403
	0.403	0.399	0.381	0.385
	0.408	0.403	0.385	0.389
	0.426	0.421	0.403	0.408

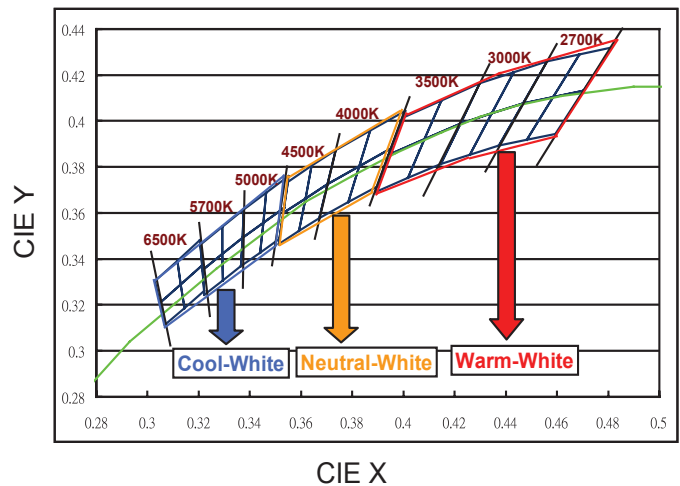
3500K				
Bin	35K-1	35K-2	35K-3	35K-4
CIE X	0.415	0.400	0.394	0.408
	0.408	0.394	0.389	0.402
	0.422	0.408	0.402	0.415
	0.430	0.415	0.408	0.422
CIE Y	0.409	0.402	0.385	0.392
	0.392	0.385	0.369	0.375
	0.399	0.392	0.375	0.381
	0.417	0.409	0.392	0.399

Natural-White Bin Coordinates

4000K				
Bin	40K-1	40K-2	40K-3	40K-4
CIE X	0.387	0.374	0.370	0.383
	0.383	0.370	0.367	0.378
	0.395	0.383	0.378	0.390
	0.401	0.387	0.383	0.395
CIE Y	0.396	0.387	0.373	0.380
	0.380	0.373	0.358	0.365
	0.388	0.380	0.365	0.372
	0.404	0.396	0.380	0.388

4500K				
Bin	45K-1	45K-2	45K-3	45K-4
CIE X	0.364	0.355	0.353	0.362
	0.362	0.353	0.351	0.359
	0.370	0.362	0.359	0.367
	0.374	0.364	0.362	0.370
CIE Y	0.381	0.374	0.360	0.366
	0.366	0.360	0.347	0.352
	0.373	0.366	0.352	0.358
	0.387	0.381	0.366	0.373

White Color Bin Structure



Chromaticity specification defined by ANSI

TECHNICAL DATA

HIGH POWER LED (SHWO 燦, SHWO(N) 燦(N))

BRIGHTNESS BINNING RANKS

Shwo

Brightness (lm)

Luminous Flux Bins

Group	Binning	Minimum Photometric Flux (lm)	Maximum Photometric Flux (lm)
E	1	4	5
	2	5	6
	3	6	8
	4	8	10
	5	10	13
	6	13	17
	7	17	20
	8	20	23
	9	23	27
F	1	27	33
	2	33	39
	3	39	45
	4	45	52
	5	52	60
	6	60	70
	7	70	80
	8	80	90
	9	90	100
J	1	100	110
	2	110	120
	3	120	130
	4	130	140
	5	140	150
	6	150	160
	7	160	180
	8	180	200
	9	200	225
K	1	225	250
	2	250	275
	3	275	300
	4	300	325
	5	325	350
	6	350	375
	7	375	400
	8	400	425
	9	425	450
N	1	450	475
	2	475	500
	3	500	525
	4	525	550

Shwo

Wavelength (nm)

Group	Binning	Minimum Dominant	Maximum Dominant
		Wavelength (nm)	Wavelength (nm)
B Blue/ Royal- Blue	1	430	435
	2	435	440
	3	440	445
	4	445	450
	5	450	455
	6	455	460
	7	460	465
	8	465	470
G Green	1	520	525
	2	525	530
	3	530	535
	4	535	540
	5	540	545
	6	545	550
A Amber	1	580	582.5
	2	582.5	585
	3	585	587.5
	4	587.5	590
	5	590	592.5
	6	592.5	595
R Red	3	610	615
	4	615	620
	5	620	625
	6	625	630
	7	630	635
	1	635	640
	2	640	645
D Deep- Red	3	645	650
	4	650	655
	5	655	660
	6	660	665
	7	665	670
	8	670	675
	1	700	710
	2	710	715
F Far- Red	3	715	720
	4	720	725
	5	725	730
	6	730	735
	7	735	740
	8	740	745

HIGH POWER LED (SHWO_樂, SHWO(N)_{樂(N)})

FORWARD VOLTAGE BINNING RANKS

Shwo

Forward Voltage Bins

Group Name	Bins	
A	U1+U2+U3	
B	U2+U3+U4	
C	V1+V2+V3	
D	V2+V3+V4	
E	V3+V4+V5	
F	V1+V2	
G	V1	
Bin	Minimum Forward Voltage (V)	Maximum Forward Voltage (V)
U1	1.75	2.05
U2	2.05	2.35
U3	2.35	2.65
U4	2.65	2.95
V1	2.95	3.25
V2	3.25	3.55
V3	3.55	3.85
V4	3.85	4.15
V5	4.15	4.45

TECHNICAL DATA

For Lighting Application Only

LOW MIDDLE POWER LED - SMD TYPE
CIE BINNING RANKS

Cool-White Bin Coordinates

5000K						
Bin	A	B	C	D	F	G
CIE X	0.3551	0.3464	0.3371	0.3533	0.3487	0.3482
	0.3464	0.3376	0.3366	0.3482	0.3425	0.3422
	0.3456	0.3371	0.3441	0.3477	0.3422	0.3418
	0.3487	0.3422	0.3448	0.3448	0.3482	0.3477
	0.3482	0.3425	0.3418	0.3441	--	--
CIE Y	0.3533	0.3456	0.3422	0.3515	--	--
	0.3760	0.3688	0.3493	0.3624	0.3629	0.3583
	0.3688	0.3616	0.3369	0.3583	0.3579	0.3533
	0.3604	0.3493	0.3428	0.3530	0.3533	0.3483
	0.3629	0.3533	0.3507	0.3507	0.3583	0.3530
	0.3583	0.3579	0.3483	0.3428	--	--
	0.3624	0.3604	0.3533	0.3487	--	--
5700K						
Bin	A	B	C	D	F	G
CIE X	0.3376	0.3292	0.3215	0.3371	0.3321	0.3321
	0.3292	0.3207	0.3222	0.3321	0.3261	0.3262
	0.3292	0.3215	0.3294	0.3320	0.3262	0.3263
	0.3321	0.3262	0.3293	0.3293	0.3321	0.3320
	0.3321	0.3261	0.3263	0.3294	--	--
CIE Y	0.3371	0.3292	0.3262	0.3366	--	--
	0.3616	0.3539	0.3353	0.3493	0.3490	0.3447
	0.3539	0.3462	0.3243	0.3447	0.3436	0.3395
	0.3464	0.3353	0.3306	0.3401	0.3395	0.3350
	0.3490	0.3395	0.3377	0.3377	0.3447	0.3401
	0.3447	0.3436	0.3350	0.3306	--	--
	0.3493	0.3464	0.3395	0.3369	--	--
6500K						
Bin	A	B	C	D	F	G
CIE X	0.3205	0.3117	0.3048	0.3213	0.3157	0.3161
	0.3117	0.3028	0.3068	0.3161	0.3093	0.3100
	0.3125	0.3048	0.3145	0.3166	0.3100	0.3106
	0.3157	0.3100	0.3136	0.3136	0.3161	0.3166
	0.3161	0.3093	0.3106	0.3145	--	--
CIE Y	0.3213	0.3125	0.3100	0.3221	--	--
	0.3481	0.3393	0.3209	0.3371	0.3360	0.3320
	0.3393	0.3304	0.3113	0.3320	0.3297	0.3259
	0.3328	0.3209	0.3187	0.3281	0.3259	0.3222
	0.3360	0.3259	0.3251	0.3251	0.3320	0.3281
	0.3320	0.3297	0.3222	0.3187	--	--
	0.3371	0.3328	0.3259	0.3261	--	--

Natural-White Bin Coordinates

4000K						
Bin	A	B	C	D	F	G
CIE X	0.4006	0.3871	0.3703	0.3952	0.3890	0.3873
	0.3871	0.3736	0.3670	0.3873	0.3793	0.3779
	0.3843	0.3703	0.3784	0.3854	0.3779	0.3764
	0.3890	0.3779	0.3810	0.3810	0.3873	0.3854
	0.3873	0.3793	0.3764	0.3784	--	--
CIE Y	0.3952	0.3843	0.3779	0.3898	--	--
	0.4044	0.3959	0.3726	0.3880	0.3887	0.3831
	0.3959	0.3874	0.3578	0.3831	0.3828	0.3773
	0.3858	0.3726	0.3647	0.3768	0.3773	0.3713
	0.3887	0.3773	0.3741	0.3741	0.3831	0.3768
	0.3831	0.3828	0.3713	0.3647	--	--
	0.3880	0.3858	0.3773	0.3716	--	--
4500K						
Bin	A	B	C	D	F	G
CIE X	0.3736	0.3642	0.3530	0.3703	0.3658	0.3648
	0.3642	0.3548	0.3512	0.3648	0.3592	0.3584
	0.3626	0.3530	0.3591	0.3637	0.3584	0.3575
	0.3658	0.3584	0.3607	0.3607	0.3648	0.3637
	0.3648	0.3592	0.3575	0.3591	--	--
CIE Y	0.3703	0.3626	0.3584	0.3670	--	--
	0.3874	0.3805	0.3601	0.3726	0.3738	0.3686
	0.3805	0.3736	0.3465	0.3686	0.3689	0.3640
	0.3714	0.3601	0.3522	0.3630	0.3640	0.3585
	0.3738	0.3640	0.3608	0.3608	0.3686	0.3630
	0.3686	0.3689	0.3585	0.3522	--	--
	0.3726	0.3714	0.3640	0.3578	--	--

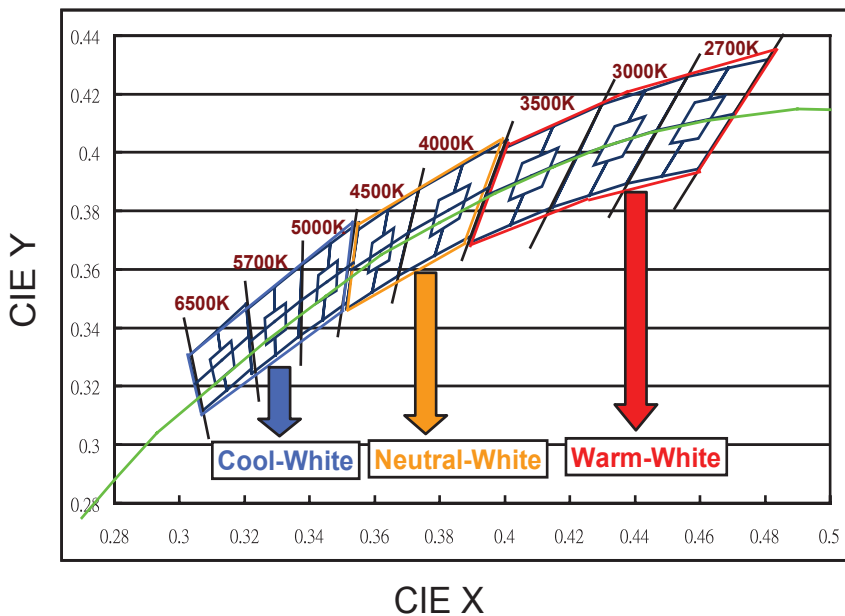
Warm-White Bin Coordinates

2700K						
Bin	A	B	C	D	F	G
CIE X	0.4813	0.4687	0.4465	0.4700	0.4667	0.4627
	0.4687	0.4562	0.4373	0.4627	0.4576	0.4539
	0.4621	0.4465	0.4483	0.4588	0.4539	0.4502
	0.4667	0.4539	0.4544	0.4544	0.4627	0.4588
	0.4627	0.4576	0.4502	0.4483	--	--
	0.4700	0.4621	0.4539	0.4593	--	--
CIE Y	0.4319	0.4289	0.4071	0.4126	0.4180	0.4109
	0.4289	0.4260	0.3893	0.4109	0.4158	0.4088
	0.4169	0.4071	0.3919	0.4041	0.4088	0.4020
	0.4180	0.4088	0.4030	0.4030	0.4109	0.4041
	0.4109	0.4158	0.4020	0.3919	--	--
	0.4126	0.4169	0.4088	0.3944	--	--

3000K						
Bin	A	B	C	D	F	G
CIE X	0.4562	0.4430	0.4221	0.4465	0.4422	0.4388
	0.4430	0.4299	0.4147	0.4388	0.4328	0.4297
	0.4375	0.4221	0.4259	0.4355	0.4297	0.4267
	0.4422	0.4297	0.4311	0.4311	0.4388	0.4355
	0.4388	0.4328	0.4267	0.4259	--	--
	0.4465	0.4375	0.4297	0.4373	--	--
CIE Y	0.4260	0.4212	0.3984	0.4071	0.4113	0.4043
	0.4212	0.4165	0.3814	0.4043	0.4079	0.4011
	0.4096	0.3984	0.3853	0.3977	0.4011	0.3946
	0.4113	0.4011	0.3962	0.3962	0.4043	0.3977
	0.4043	0.4079	0.3946	0.3853	--	--
	0.4071	0.4096	0.4011	0.3893	--	--

3500K						
Bin	A	B	C	D	F	G
CIE X	0.4299	0.4148	0.3943	0.4221	0.4159	0.4134
	0.4148	0.3996	0.3889	0.4134	0.4051	0.4029
	0.4106	0.3943	0.4018	0.4108	0.4029	0.4006
	0.4159	0.4029	0.4057	0.4057	0.4134	0.4108
	0.4134	0.4051	0.4006	0.4018	--	--
	0.4221	0.4106	0.4029	0.4147	--	--
CIE Y	0.4165	0.4090	0.3853	0.3984	0.4007	0.3943
	0.4090	0.4015	0.3690	0.3943	0.3954	0.3893
	0.3981	0.3853	0.3752	0.3878	0.3893	0.3829
	0.4007	0.3893	0.3853	0.3853	0.3943	0.3878
	0.3943	0.3954	0.3829	0.3752	--	--
	0.3984	0.3981	0.3893	0.3814	--	--

White Color Bin Structure



Chromaticity specification defined by ANSI

TECHNICAL DATA

For Lighting Application Only

LOW MIDDLE POWER LED - SURFACE MOUNT PLCC TYPE LED BRIGHTNESS BINNING RANKS

Luminous Flux Bins

Unit : lm

Bin code	Range	
	Min.	Max.
D1	0.5	1.0
D2	1.0	1.5
D3	1.5	2.0
D4	2.0	2.5
D5	2.5	3.0
D6	3.0	3.5
D7	3.5	4.0
D8	4.0	4.5
D9	4.5	5.0
BA	5.0	5.5
B1	5.5	6.0
B2	6.0	6.5
B3	6.5	7.0
B4	7.0	7.5
B5	7.5	8.0
B6	8.0	8.5
B7	8.5	9.0
B8	9.0	9.5
B9	9.5	10.0
L1	10.0	11.0
L2	11.0	12.0
L3	12.0	13.0
L4	13.0	14.0
L5	14.0	15.0
L6	15.0	16.0
L7	16.0	17.0
L8	17.0	18.0
L9	18.0	19.0
M3	19.0	21.0
M4	21.0	24.0
N3	24.0	27.0
N4	27.0	33.0
P3	33.0	39.0
P4	39.0	45.0
Q3	45.0	52.0
NB	32.0	36.0
PA	36.0	40.0
PB	40.0	45.0
QA	45.0	50.0
R1	50.0	55.0
R2	55.0	60.0
R3	60.0	65.0
R4	65.0	70.0
R5	70.0	76.0
R6	76.0	83.0
R7	83.0	90.0
R8	90.0	100.0
S1	100.0	110.0
S2	110.0	120.0
S3	120.0	130.0
S4	130.0	140.0
S5	140.0	150.0
S6	150.0	160.0
S7	160.0	170.0

VF Group Bin Code

Unit : V

Forward Voltage Group	Bin	Min.	Max.
B2	B42	2.80	2.90
	35	2.90	3.00
	36	3.00	3.10
	37	3.10	3.20
	38	3.20	3.30
	39	3.30	3.40
	40	3.40	3.50
	41	3.50	3.60

Forward Voltage Group	Bin	Min.	Max.
5670	5#6	5.6	5.7
	5#7	5.7	5.8
	5#8	5.8	5.9
	5#9	5.9	6.0
	6#0	6.0	6.1
	6#1	6.1	6.2
	6#2	6.2	6.3
	6#3	6.3	6.4
	6#4	6.4	6.5
	6#5	6.5	6.6
	6#6	6.6	6.7
	6#7	6.7	6.8
	6#8	6.8	6.9
6#9	6.9	7.0	

Forward Voltage Group	Bin	Min.	Max.
8499	84C	8.4	8.7
	87C	8.7	9.0
	90C	9.0	9.3
	93C	9.3	9.6
	96C	9.6	9.9

SMD LED : SURFACE MOUNT CHIP LED (PCB TYPE) BRIGHTNESS BIN SELECTION

Luminous Intensity Groups

Unit : mcd

	C0: 0.28 ... 0.45	Q ▶	Q1: 72.0 ... 90.0
	D0: 0.45 ... 0.70		Q2: 90.0 ... 112
	E0: 0.70 ... 1.1	R ▶	R1: 112 ... 140
	F0: 1.1 ... 1.8		R2: 140 ... 180
	G0: 1.8 ... 2.8	S ▶	S1: 180 ... 225
	H0: 2.8 ... 4.5		S2: 225 ... 285
	J0: 4.5 ... 7.2	T ▶	T1: 285 ... 360
	K0: 7.2 ... 11.5		T2: 360 ... 450
L ▶	L1: 11.5 ... 14.5	U ▶	U1: 450 ... 565
	L2: 14.5 ... 18.0		U2: 565 ... 715
M ▶	M1: 18.0 ... 22.5		V0: 715 ... 1120
	M2: 22.5 ... 28.5		W0: 1120 ... 1800
N ▶	N1: 28.5 ... 36.0		X0: 1800 ... 2850
	N2: 36.0 ... 45.0		Y0: 2850 ... 4500
P ▶	P1: 45.0 ... 57.0		
	P2: 57.0 ... 72.0		

Note: The luminous intensity data did not include $\pm 15\%$ testing tolerance.

V_F (Forward Voltage Spec. Setup)

Unit : V

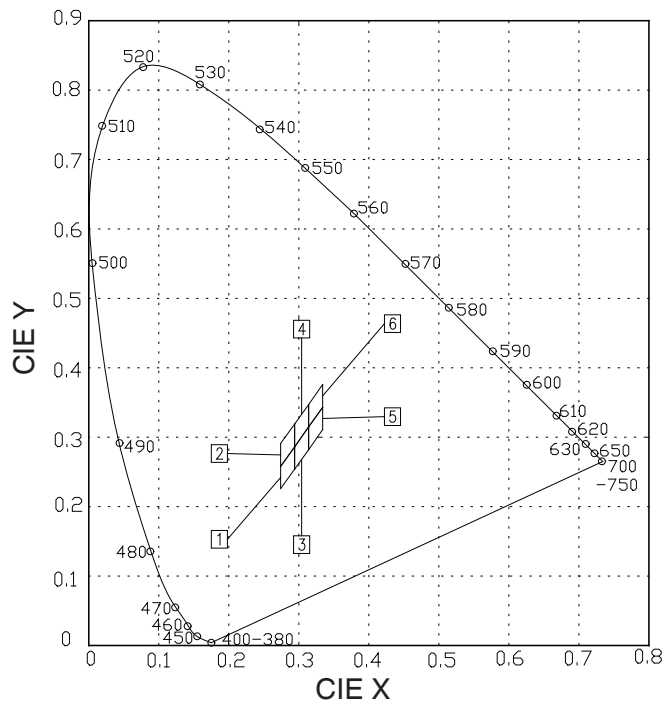
Forward Voltage Groups	Bin	Min.	Max.
	00	1.55	1.75
	0	1.75	1.95
	1	1.95	2.15
	2	2.15	2.35
	3	2.35	2.55
	4	2.55	2.75
	5	2.75	3.05
	6	3.05	3.35
	7	3.35	3.65
	8	3.65	3.95
	10	2.70	2.90
	11	2.90	3.10
	12	3.10	3.30
	13	3.30	3.50
	14	3.50	3.70
	15	2.70	2.85
	16	2.85	3.00
	17	3.00	3.15
	18	3.15	3.30

Note: The forward voltage data did not include $\pm 0.1V$ testing tolerance.

Bin Coordinate

Group	Bin Code	CIE_X	CIE_Y
A	1	0.274	0.226
		0.274	0.258
		0.294	0.286
		0.294	0.254
	2	0.274	0.258
		0.274	0.291
		0.294	0.319
		0.294	0.286
	3	0.294	0.254
		0.294	0.286
		0.314	0.315
		0.314	0.282
	4	0.294	0.286
		0.294	0.319
		0.314	0.347
		0.314	0.315
	5	0.314	0.282
		0.314	0.315
		0.334	0.343
		0.334	0.311
	6	0.314	0.315
		0.314	0.347
		0.334	0.376
		0.334	0.343

Bin Structure (White Light)



TECHNICAL DATA

For Lighting Application Only

SMD LED : SURFACE MOUNT PLCC LED (REFLECTOR) / LOW POWER LED
BRIGHTNESS BIN SELECTION

Luminous Intensity Groups

Unit : mcd

Bin Code	Min.	Max.	Bin Code	Min.	Max.
D1	0.5	1.0	NB	32.0	36.0
D2	1.0	1.5	PA	36.0	40.0
D3	1.5	2.0	PB	40.0	45.0
D4	2.0	2.5	QA	45.0	50.0
D5	2.5	3.0	R1	50.0	55.0
D6	3.0	3.5	R2	55.0	60.0
D7	3.5	4.0	R3	60.0	65.0
D8	4.0	4.5	R4	65.0	70.0
D9	4.5	5.0	R5	70.0	76.0
BA	5.0	5.5	R6	76.0	83.0
B1	5.5	6.0	R7	83.0	90.0
B2	6.0	6.5	R8	90.0	100.0
B3	6.5	7.0	S1	100.0	110.0
B4	7.0	7.5	S2	110.0	120.0
B5	7.5	8.0	S3	120.0	130.0
B6	8.0	8.5	S4	130.0	140.0
B7	8.5	9.0	S5	140.0	150.0
B8	9.0	9.5	S6	150.0	160.0
B9	9.5	10.0	S7	160.0	170.0
L1	10.0	11.0	T1	180.0	190.0
L2	11.0	12.0	T2	190.0	200.0
L3	12.0	13.0	T3	200.0	220.0
L4	13.0	14.0	T4	220.0	240.0
L5	14.0	15.0	T5	240.0	260.0
L6	15.0	16.0	T6	260.0	280.0
L7	16.0	17.0	T7	280.0	300.0
L8	17.0	18.0	T8	300.0	320.0
L9	18.0	19.0			
M3	19.0	21.0			
M4	21.0	24.0			
N3	24.0	27.0			
N4	27.0	33.0			
P3	33.0	39.0			
P4	39.0	45.0			
Q3	45.0	52.0			

V_F (Forward Voltage Spec. Setup)

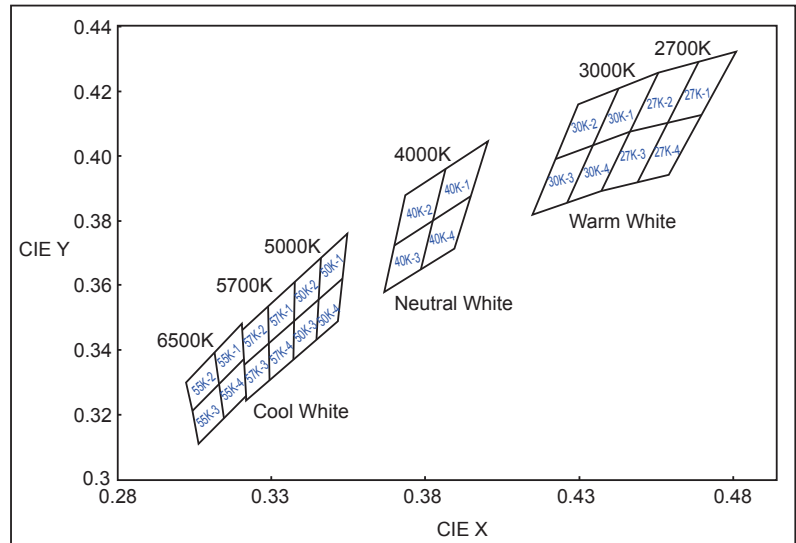
Unit : V (I_F=150mA)

Bin Group	Bin Code	Min.	Max.	
B42	B2	35	2.8	2.9
		36	2.9	3.0
		37	3.0	3.1
		38	3.1	3.2
		39	3.2	3.3
		40	3.3	3.4
		41	3.4	3.5
		42	3.5	3.6

Table of Color Rendering Index

Symbol	Description
M	CRI(Min.) : 60
N	CRI(Min.) : 65
L	CRI(Min.) : 70
Q	CRI(Min.) : 75
K	CRI(Min.) : 80
P	CRI(Min.) : 85
H	CRI(Min.) : 90

Bin Structure



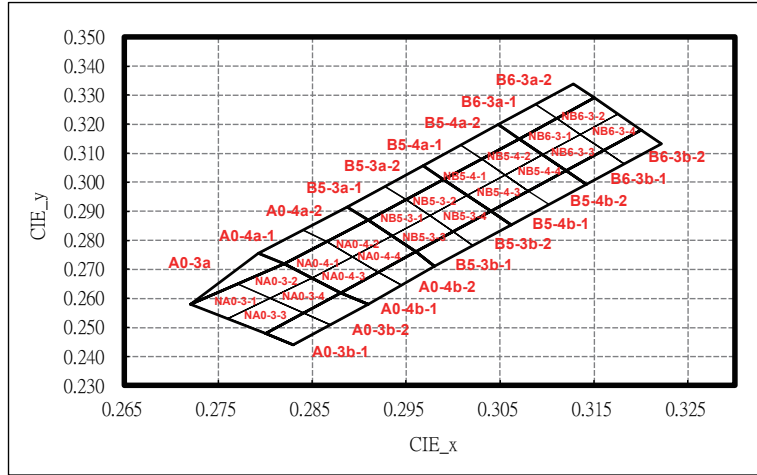
Bin Coordinate

CCT	Bin Code	CIE_x	CIE_y	Bin Code	CIE_x	CIE_y
6500K	65K-1	0.3205	0.3481	65K-3	0.3131	0.3290
		0.3117	0.3393		0.3048	0.3209
		0.3131	0.3290		0.3068	0.3113
		0.3213	0.3371		0.3145	0.3187
	65K-2	0.3117	0.3393	65K-4	0.3213	0.3371
		0.3028	0.3304		0.3131	0.3290
		0.3048	0.3209		0.3145	0.3187
		0.3131	0.3290		0.3221	0.3261
5700K	57K-1	0.3376	0.3616	57K-3	0.3293	0.3423
		0.3292	0.3539		0.3215	0.3353
		0.3293	0.3423		0.3222	0.3243
		0.3371	0.3493		0.3294	0.3306
	57K-2	0.3292	0.3539	57K-4	0.3371	0.3493
		0.3207	0.3462		0.3293	0.3423
		0.3215	0.3353		0.3294	0.3306
		0.3293	0.3423		0.3366	0.3369
5000K	50K-1	0.3551	0.3760	50K-3	0.3452	0.3558
		0.3464	0.3688		0.3371	0.3493
		0.3452	0.3558		0.3366	0.3369
		0.3533	0.3624		0.3441	0.3428
	50K-2	0.3464	0.3688	50K-4	0.3533	0.3624
		0.3376	0.3616		0.3452	0.3558
		0.3371	0.3493		0.3441	0.3428
		0.3452	0.3558		0.3515	0.3487
4000K	40K-1	0.4006	0.4044	40K-3	0.3828	0.3803
		0.3871	0.3959		0.3703	0.3726
		0.3828	0.3803		0.3670	0.3578
		0.3952	0.3880		0.3784	0.3647
	40K-2	0.3871	0.3959	40K-4	0.3952	0.3880
		0.3736	0.3874		0.3828	0.3803
		0.3703	0.3726		0.3784	0.3647
		0.3828	0.3803		0.3898	0.3716
3000K	30K-1	0.4562	0.4260	30K-3	0.4345	0.4033
		0.4431	0.4213		0.4223	0.3990
		0.4345	0.4033		0.4147	0.3814
		0.4468	0.4077		0.4260	0.3854
	30K-2	0.4431	0.4213	30K-4	0.4468	0.4077
		0.4299	0.4165		0.4345	0.4033
		0.4223	0.3990		0.4260	0.3854
		0.4345	0.4033		0.4373	0.3893
2700K	27K-1	0.4813	0.4319	27K-3	0.4585	0.4104
		0.4688	0.4290		0.4468	0.4077
		0.4585	0.4104		0.4373	0.3893
		0.4703	0.4132		0.4483	0.3919
	27K-2	0.4688	0.4290	27K-4	0.4703	0.4132
		0.4562	0.4260		0.4585	0.4104
		0.4468	0.4077		0.4483	0.3919
			0.4104			0.3944

TECHNICAL DATA

SMD LED (99 SERIES) BRIGHTNESS BIN SELECTION

Chromaticity Diagram



Bin Code of Chromaticity Coordinates

Bin Code	CIE_x	CIE_y	Bin Code	CIE_x	CIE_y	Bin Code	CIE_x	CIE_y	Bin Code	CIE_x	CIE_y		
NA0-3-1	0.2760	0.2530	NA0-3-2	0.2805	0.2600	NA0-4-1	0.2850	0.2670	NA0-4-2	0.2893	0.2743		
	0.2720	0.2580		0.2770	0.2650		0.2820	0.2720		0.2865	0.2795		
	0.2770	0.2650		0.2820	0.2720		0.2865	0.2795		0.2910	0.2870		
	0.2805	0.2600		0.2850	0.2670		0.2893	0.2743		0.2935	0.2815		
NA0-3-3	0.2800	0.2480	NA0-3-4	0.2840	0.2550	NA0-4-3	0.2880	0.2620	NA0-4-4	0.2920	0.2690		
	0.2760	0.2530		0.2805	0.2600		0.2850	0.2670		0.2893	0.2743	0.2893	0.2743
	0.2805	0.2600		0.2850	0.2670		0.2893	0.2743		0.2935	0.2815	0.2935	0.2815
	0.2840	0.2550		0.2880	0.2620		0.2920	0.2690		0.2960	0.2760	0.2960	0.2760
A0-3b-1	0.2830	0.2440	A0-3b-2	0.2870	0.2510	A0-4b-1	0.2910	0.2580	A0-4b-2	0.2945	0.2645		
	0.2800	0.2480		0.2840	0.2550		0.2880	0.2620		0.2920	0.2690	0.2920	0.2690
	0.2840	0.2550		0.2880	0.2620		0.2920	0.2690		0.2960	0.2760	0.2960	0.2760
	0.2870	0.2510		0.2910	0.2580		0.2945	0.2645		0.2980	0.2710	0.2980	0.2710
A0-4a-1	0.2820	0.2720	A0-4a-2	0.2865	0.2795	B5-3a-1	0.2910	0.2870	B5-3a-2	0.2950	0.2940		
	0.2793	0.2755		0.2840	0.2836		0.2887	0.2916		0.2928	0.2987	0.2928	0.2987
	0.2840	0.2836		0.2887	0.2916		0.2928	0.2987		0.2968	0.3058	0.2968	0.3058
	0.2865	0.2795		0.2910	0.2870		0.2950	0.2940		0.2990	0.3010	0.2990	0.3010
A0-3a	0.2720	0.2580	NB5-3-1	0.2935	0.2815	NB5-3-2	0.2975	0.2885	NB5-3-3	0.3000	0.2830		
	0.2793	0.2755		0.2910	0.2870		0.3040	0.2900		0.3102	0.2923	0.3102	0.2923
	0.2820	0.2720		0.2950	0.2940		0.3080	0.2970		0.3080	0.2970	0.3080	0.2970
	0.2720	0.2580		0.2975	0.2885		0.3102	0.2923		0.3120	0.3040	0.3120	0.3040
NB5-3-3	0.2960	0.2760	NB5-3-4	0.3000	0.2830	B5-4b-1	0.3062	0.2853	B5-4b-2	0.3102	0.2993		
	0.2935	0.2815		0.3040	0.2955		0.3070	0.3150		0.3110	0.3220	0.3110	0.3220
	0.2975	0.2885		0.3040	0.2900		0.3048	0.3198		0.3088	0.3268	0.3088	0.3268
	0.3000	0.2830		0.3040	0.2900		0.3088	0.3268		0.3128	0.3338	0.3128	0.3338
B5-3b-1	0.2980	0.2710	B5-3b-2	0.3021	0.2782	B6-3a-1	0.3070	0.3150	B6-3a-2	0.3150	0.3290		
	0.2960	0.2760		0.3000	0.2830		0.3048	0.3198		0.3110	0.3220	0.3110	0.3220
	0.3000	0.2830		0.3040	0.2900		0.3088	0.3268		0.3150	0.3290	0.3150	0.3290
	0.3021	0.2782		0.3062	0.2853		0.3110	0.3220		0.3135	0.3165	0.3135	0.3165
B5-4a-1	0.2990	0.3010	B5-4a-2	0.3030	0.3080	NB6-3-1	0.3095	0.3095	NB6-3-2	0.3135	0.3165		
	0.2968	0.3058		0.3008	0.3128		0.3070	0.3150		0.3110	0.3220	0.3110	0.3220
	0.3008	0.3128		0.3048	0.3198		0.3110	0.3220		0.3150	0.3290	0.3150	0.3290
	0.3030	0.3080		0.3070	0.3150		0.3135	0.3165		0.3175	0.3235	0.3175	0.3235
NB5-4-1	0.3015	0.2955	NB5-4-2	0.3055	0.3025	NB6-3-3	0.3120	0.3040	NB6-3-4	0.3160	0.3180		
	0.2990	0.3010		0.3030	0.3080		0.3095	0.3095		0.3135	0.3165	0.3135	0.3165
	0.3030	0.3080		0.3070	0.3150		0.3135	0.3165		0.3175	0.3235	0.3175	0.3235
	0.3055	0.3025		0.3095	0.3095		0.3160	0.3110		0.3200	0.3180	0.3200	0.3180
NB5-4-3	0.3040	0.2900	NB5-4-4	0.3080	0.2970	B6-3b-1	0.3142	0.2993	B6-3b-2	0.3182	0.3063		
	0.3015	0.2955		0.3055	0.3025		0.3120	0.3040		0.3160	0.3110	0.3160	0.3110
	0.3055	0.3025		0.3095	0.3095		0.3160	0.3110		0.3200	0.3180	0.3200	0.3180
	0.3080	0.2970		0.3120	0.3040		0.3182	0.3063		0.3222	0.3133	0.3222	0.3133

V_F (Forward Voltage Spec. Setup)

Unit : V

Bin	Unit: V	
	Min.	Max.
D26	2.60	2.70
D27	2.70	2.80
D28	2.80	2.90
D29	2.90	3.00
D30	3.00	3.10
D31	3.10	3.20
D32	3.20	3.30
D33	3.30	3.40
D34	3.40	3.50

Note: Tolerance of Forward Voltage: ±0.05V

Luminous Flux

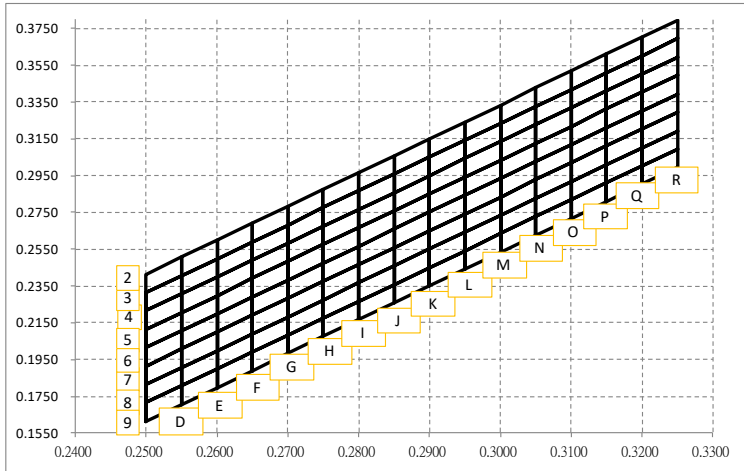
Bin	Unit: lm		Unit: mcd.	
	Min	Max	Min	Max
B45	4.50	4.75	1605	1695
B47	4.75	5.00	1695	1785
B50	5.00	5.25	1785	1875
B52	5.25	5.50	1875	1965
B55	5.50	5.75	1965	2055
B57	5.75	6.00	2055	2145
B60	6.00	6.25	2145	2235
B62	6.25	6.50	2235	2325
B65	6.50	6.75	2325	2415
B67	6.75	7.00	2415	2505
B70	7.00	7.25	2505	2595
B72	7.25	7.50	2595	2685
B75	7.50	7.75	2685	2775
B77	7.75	8.00	2775	2865
B80	8.00	8.25	2865	2955
B82	8.25	8.50	2955	3045
B85	8.50	8.75	3045	3135
B87	8.75	9.00	3135	3225
B90	9.00	9.25	3225	3315
B92	9.25	9.50	3315	3405
B95	9.50	9.75	3405	3495
B97	9.75	10.00	3495	3585

Note: Tolerance of Luminous Flux: ±7%.

TECHNICAL DATA

SMD LED (3003,3006 SERIES) BRIGHTNESS BIN SELECTION

Chromaticity Diagram



Bin code of Chromaticity Coordinates

Bin	CIE_x	CIE_y	Bin	CIE_x	CIE_y	Bin	CIE_x	CIE_y	Bin	CIE_x	CIE_y	Bin	CIE_x	CIE_y
D2	0.2500	0.2314	E2	0.2550	0.2406	F2	0.2600	0.2498	G2	0.2650	0.2590	H2	0.2700	0.2682
	0.2500	0.2414		0.2550	0.2506		0.2600	0.2598		0.2650	0.2690		0.2700	0.2782
	0.2550	0.2506		0.2600	0.2498		0.2650	0.2590		0.2700	0.2682		0.2750	0.2874
	0.2550	0.2406		0.2600	0.2498		0.2650	0.2590		0.2700	0.2682		0.2750	0.2774
D3	0.2500	0.2314	E3	0.2550	0.2406	F3	0.2600	0.2498	G3	0.2650	0.2590	H3	0.2700	0.2682
	0.2500	0.2214		0.2550	0.2306		0.2600	0.2398		0.2650	0.2490		0.2700	0.2582
	0.2550	0.2406		0.2600	0.2498		0.2650	0.2590		0.2700	0.2682		0.2750	0.2774
	0.2550	0.2306		0.2600	0.2398		0.2650	0.2490		0.2700	0.2582		0.2750	0.2674
D4	0.2500	0.2214	E4	0.2550	0.2306	F4	0.2600	0.2398	G4	0.2650	0.2490	H4	0.2700	0.2582
	0.2500	0.2114		0.2550	0.2206		0.2600	0.2298		0.2650	0.2390		0.2700	0.2482
	0.2550	0.2306		0.2600	0.2398		0.2650	0.2490		0.2700	0.2582		0.2750	0.2674
	0.2550	0.2206		0.2600	0.2298		0.2650	0.2390		0.2700	0.2482		0.2750	0.2574
D5	0.2500	0.2114	E5	0.2550	0.2206	F5	0.2600	0.2298	G5	0.2650	0.2390	H5	0.2700	0.2482
	0.2500	0.2014		0.2550	0.2106		0.2600	0.2198		0.2650	0.2290		0.2700	0.2382
	0.2550	0.2206		0.2600	0.2298		0.2650	0.2390		0.2700	0.2482		0.2750	0.2574
	0.2550	0.2106		0.2600	0.2198		0.2650	0.2290		0.2700	0.2382		0.2750	0.2474
D6	0.2500	0.2014	E6	0.2550	0.2106	F6	0.2600	0.2198	G6	0.2650	0.2290	H6	0.2700	0.2382
	0.2500	0.1914		0.2550	0.2006		0.2600	0.2098		0.2650	0.2190		0.2700	0.2282
	0.2550	0.2106		0.2600	0.2198		0.2650	0.2290		0.2700	0.2382		0.2750	0.2474
	0.2550	0.2006		0.2600	0.2098		0.2650	0.2190		0.2700	0.2282		0.2750	0.2374
D7	0.2500	0.1914	E7	0.2550	0.2006	F7	0.2600	0.2098	G7	0.2650	0.2190	H7	0.2700	0.2282
	0.2500	0.1814		0.2550	0.1906		0.2600	0.1998		0.2650	0.2090		0.2700	0.2182
	0.2550	0.2106		0.2600	0.2198		0.2650	0.2290		0.2700	0.2382		0.2750	0.2474
	0.2550	0.2006		0.2600	0.2098		0.2650	0.2190		0.2700	0.2282		0.2750	0.2374
D8	0.2500	0.1814	E8	0.2550	0.1906	F8	0.2600	0.1998	G8	0.2650	0.2090	H8	0.2700	0.2182
	0.2500	0.1714		0.2550	0.1806		0.2600	0.1898		0.2650	0.1990		0.2700	0.2082
	0.2550	0.2106		0.2600	0.2198		0.2650	0.2290		0.2700	0.2382		0.2750	0.2474
	0.2550	0.2006		0.2600	0.2098		0.2650	0.2190		0.2700	0.2282		0.2750	0.2374
D9	0.2500	0.1714	E9	0.2550	0.1806	F9	0.2600	0.1898	G9	0.2650	0.1990	H9	0.2700	0.2082
	0.2500	0.1614		0.2550	0.1706		0.2600	0.1798		0.2650	0.1890		0.2700	0.1982
	0.2550	0.2106		0.2600	0.2198		0.2650	0.2290		0.2700	0.2382		0.2750	0.2474
	0.2550	0.2006		0.2600	0.2098		0.2650	0.2190		0.2700	0.2282		0.2750	0.2374

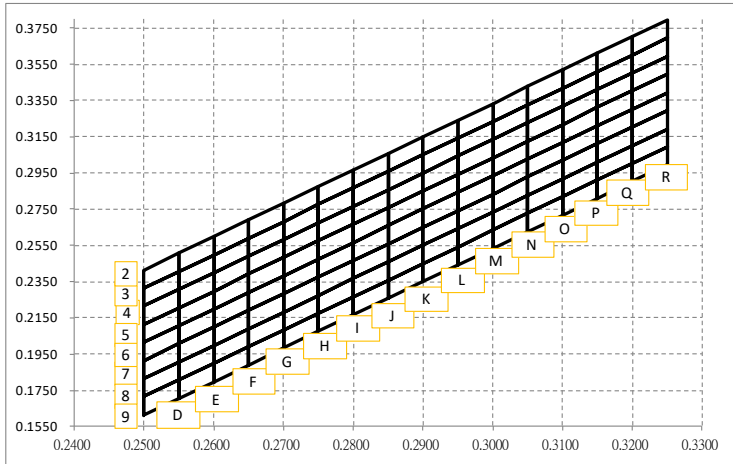
Bin code of Chromaticity Coordinates

Bin	CIE_x	CIE_y	Bin	CIE_x	CIE_y	Bin	CIE_x	CIE_y	Bin	CIE_x	CIE_y	Bin	CIE_x	CIE_y
I2	0.2750	0.2774	J2	0.2800	0.2866	K2	0.2850	0.2958	L2	0.2900	0.3050	M2	0.2950	0.3142
	0.2750	0.2874		0.2800	0.2966		0.2850	0.3058		0.2900	0.3150		0.2950	0.3242
	0.2800	0.2966		0.2850	0.2958		0.2900	0.3050		0.2950	0.3142		0.3000	0.3234
	0.2800	0.2866		0.2850	0.2958		0.2900	0.3050		0.2950	0.3142		0.3000	0.3234
I3	0.2750	0.2674	J3	0.2800	0.2766	K3	0.2850	0.2858	L3	0.2900	0.2950	M3	0.2950	0.3042
	0.2750	0.2774		0.2800	0.2866		0.2850	0.2958		0.2900	0.3050		0.2950	0.3142
	0.2800	0.2866		0.2850	0.2958		0.2900	0.3050		0.2950	0.3142		0.3000	0.3234
	0.2800	0.2766		0.2850	0.2858		0.2900	0.2950		0.2950	0.3042		0.3000	0.3134
I4	0.2750	0.2674	J4	0.2800	0.2766	K4	0.2850	0.2858	L4	0.2900	0.2950	M4	0.2950	0.3042
	0.2750	0.2574		0.2800	0.2666		0.2850	0.2758		0.2900	0.2850		0.2950	0.2942
	0.2750	0.2674		0.2800	0.2766		0.2850	0.2858		0.2900	0.2950		0.2950	0.3042
	0.2800	0.2766		0.2850	0.2858		0.2900	0.2950		0.2950	0.3042		0.3000	0.3134
I5	0.2800	0.2666	J5	0.2850	0.2758	K5	0.2900	0.2850	L5	0.2950	0.2942	M5	0.3000	0.3034
	0.2800	0.2574		0.2800	0.2666		0.2850	0.2758		0.2900	0.2850		0.2950	0.2842
	0.2800	0.2666		0.2850	0.2758		0.2900	0.2850		0.2950	0.2842		0.3000	0.2934
	0.2800	0.2474		0.2850	0.2658		0.2900	0.2750		0.2950	0.2842		0.2950	0.2842
I6	0.2750	0.2574	J6	0.2800	0.2666	K6	0.2850	0.2658	L6	0.2900	0.2750	M6	0.2950	0.2842
	0.2750	0.2474		0.2800	0.2566		0.2850	0.2658		0.2900	0.2750		0.2950	0.2842
	0.2800	0.2566		0.2850	0.2658		0.2900	0.2750		0.2950	0.2842		0.3000	0.2934
	0.2800	0.2466		0.2850	0.2558		0.2900	0.2650		0.2950	0.2742		0.3000	0.2834
I7	0.2750	0.2374	J7	0.2800	0.2466	K7	0.2850	0.2558	L7	0.2900	0.2650	M7	0.2950	0.2742
	0.2750	0.2274		0.2800	0.2366		0.2850	0.2458		0.2900	0.2550		0.2950	0.2642
	0.2800	0.2466		0.2850	0.2558		0.2900	0.2650		0.2950	0.2742		0.3000	0.2834
	0.2800	0.2366		0.2850	0.2458		0.2900	0.2550		0.2950	0.2642		0.3000	0.2734
I8	0.2750	0.2274	J8	0.2800	0.2366	K8	0.2850	0.2458	L8	0.2900	0.2550	M8	0.2950	0.2642
	0.2800	0.2466		0.2800	0.2366		0.2850	0.2458		0.2900	0.2550		0.2950	0.2642
	0.2800	0.2366		0.2850	0.2458		0.2900	0.2550		0.2950	0.2642		0.3000	0.2734
	0.2800	0.2266		0.2850	0.2358		0.2900	0.2450		0.2950	0.2542		0.3000	0.2634
I9	0.2750	0.2174	J9	0.2800	0.2266	K9	0.2850	0.2358	L9	0.2900	0.2450	M9	0.2950	0.2542
	0.2750	0.2074		0.2800	0.2166		0.2850	0.2258		0.2900	0.2350		0.2950	0.2442
	0.2800	0.2266		0.2850	0.2358		0.2900	0.2450		0.2950	0.2542		0.3000	0.2634
	0.2800	0.2166		0.2850	0.2258		0.2900	0.2350		0.2950	0.2442		0.3000	0.2534
	0.2750	0.2074		0.2800	0.2166		0.2850	0.2258		0.2900	0.2350		0.2950	0.2442

TECHNICAL DATA

SMD LED (3003,3006 SERIES) BRIGHTNESS BIN SELECTION

Chromaticity Diagram



Bin code of Chromaticity Coordinates

Bin	CIE_x	CIE_y	Bin	CIE_x	CIE_y	Bin	CIE_x	CIE_y	Bin	CIE_x	CIE_y	Bin	CIE_x	CIE_y		
N2	0.3000	0.3234	O2	0.3050	0.3326	P2	0.3100	0.3418	Q2	0.3150	0.3510	R2	0.3200	0.3602		
	0.3000	0.3334		0.3050	0.3426		0.3100	0.3518		0.3150	0.3610		0.3200	0.3702	0.3250	0.3794
	0.3050	0.3426		0.3100	0.3418		0.3150	0.3510		0.3200	0.3602		0.3250	0.3694	0.3250	0.3694
	0.3050	0.3326		0.3100	0.3418		0.3150	0.3510		0.3200	0.3602		0.3250	0.3694	0.3250	0.3694
N3	0.3000	0.3234	O3	0.3050	0.3326	P3	0.3100	0.3418	Q3	0.3150	0.3510	R3	0.3200	0.3602		
	0.3000	0.3134		0.3050	0.3226		0.3100	0.3318		0.3150	0.3410		0.3200	0.3502	0.3250	0.3594
	0.3050	0.3326		0.3100	0.3418		0.3150	0.3510		0.3200	0.3602		0.3250	0.3694	0.3250	0.3694
	0.3050	0.3226		0.3100	0.3318		0.3150	0.3410		0.3200	0.3502		0.3250	0.3594	0.3250	0.3594
N4	0.3000	0.3134	O4	0.3050	0.3226	P4	0.3100	0.3318	Q4	0.3150	0.3410	R4	0.3200	0.3502		
	0.3000	0.3034		0.3050	0.3126		0.3100	0.3218		0.3150	0.3310		0.3200	0.3402	0.3250	0.3494
	0.3050	0.3326		0.3100	0.3318		0.3150	0.3410		0.3200	0.3502		0.3250	0.3594	0.3250	0.3594
	0.3050	0.3126		0.3100	0.3218		0.3150	0.3310		0.3200	0.3402		0.3250	0.3494	0.3250	0.3494
N5	0.3000	0.3034	O5	0.3050	0.3126	P5	0.3100	0.3218	Q5	0.3150	0.3310	R5	0.3200	0.3402		
	0.3000	0.2934		0.3050	0.3026		0.3100	0.3118		0.3150	0.3210		0.3200	0.3302	0.3250	0.3394
	0.3050	0.3326		0.3100	0.3218		0.3150	0.3310		0.3200	0.3402		0.3250	0.3494	0.3250	0.3494
	0.3050	0.3126		0.3100	0.3218		0.3150	0.3310		0.3200	0.3402		0.3250	0.3494	0.3250	0.3494
N6	0.3000	0.2934	O6	0.3050	0.3026	P6	0.3100	0.3118	Q6	0.3150	0.3210	R6	0.3200	0.3302		
	0.3000	0.2834		0.3050	0.2926		0.3100	0.3018		0.3150	0.3110		0.3200	0.3202	0.3250	0.3294
	0.3050	0.3326		0.3100	0.3218		0.3150	0.3310		0.3200	0.3402		0.3250	0.3494	0.3250	0.3494
	0.3050	0.3126		0.3100	0.3218		0.3150	0.3310		0.3200	0.3402		0.3250	0.3494	0.3250	0.3494
N7	0.3000	0.2834	O7	0.3050	0.2926	P7	0.3100	0.3018	Q7	0.3150	0.3110	R7	0.3200	0.3202		
	0.3000	0.2734		0.3050	0.2826		0.3100	0.2918		0.3150	0.3010		0.3200	0.3102	0.3250	0.3194
	0.3050	0.3326		0.3100	0.3218		0.3150	0.3310		0.3200	0.3402		0.3250	0.3494	0.3250	0.3494
	0.3050	0.3126		0.3100	0.3218		0.3150	0.3310		0.3200	0.3402		0.3250	0.3494	0.3250	0.3494
N8	0.3000	0.2734	O8	0.3050	0.2826	P8	0.3100	0.2918	Q8	0.3150	0.3010	R8	0.3200	0.3102		
	0.3000	0.2634		0.3050	0.2726		0.3100	0.2818		0.3150	0.2910		0.3200	0.3002	0.3250	0.3094
	0.3050	0.3326		0.3100	0.3218		0.3150	0.3310		0.3200	0.3402		0.3250	0.3494	0.3250	0.3494
	0.3050	0.3126		0.3100	0.3218		0.3150	0.3310		0.3200	0.3402		0.3250	0.3494	0.3250	0.3494
N9	0.3000	0.2634	O9	0.3050	0.2726	P9	0.3100	0.2818	Q9	0.3150	0.2910	R9	0.3200	0.3002		
	0.3000	0.2534		0.3050	0.2626		0.3100	0.2718		0.3150	0.2810		0.3200	0.2902	0.3250	0.2994
	0.3050	0.3326		0.3100	0.3218		0.3150	0.3310		0.3200	0.3402		0.3250	0.3494	0.3250	0.3494
	0.3050	0.3126		0.3100	0.3218		0.3150	0.3310		0.3200	0.3402		0.3250	0.3494	0.3250	0.3494

Luminous Flux

Bin	Unit: lm		Unit: mcd	
	Min.	Max.	Min.	Max.
B45	4.50	4.75	1605	1695
B47	4.75	5.00	1695	1785
B50	5.00	5.25	1785	1875
B52	5.25	5.50	1875	1965
B55	5.50	5.75	1965	2055
B57	5.75	6.00	2055	2145
B60	6.00	6.25	2145	2235
B62	6.25	6.50	2235	2325
B65	6.50	6.75	2325	2415
B67	6.75	7.00	2415	2505
B70	7.00	7.25	2505	2595
B72	7.25	7.50	2595	2685
B75	7.50	7.75	2685	2775
B77	7.75	8.00	2775	2865
B80	8.00	8.25	2865	2955
B82	8.25	8.50	2955	3045
B85	8.50	8.75	3045	3135
B87	8.75	9.00	3135	3225
B90	9.00	9.25	3225	3315
B92	9.25	9.50	3315	3405
B95	9.50	9.75	3405	3495
B97	9.75	10.00	3495	3585

Note: Tolerance of Luminous Flux: $\pm 7\%$

V_F (Forward Voltage Spec. Setup)

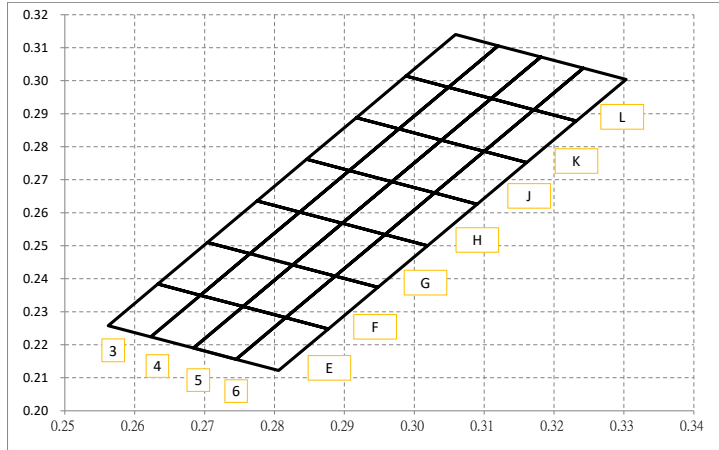
Bin	Unit: V	
	Min.	Max.
D26	2.60	2.70
D27	2.70	2.80
D28	2.80	2.90
D29	2.90	3.00
D30	3.00	3.10
D31	3.10	3.20
D32	3.20	3.30
D33	3.30	3.40
D34	3.40	3.50

Note: Tolerance of Forward Voltage: $\pm 0.05V$.

TECHNICAL DATA

SMD LED (2604/3004 SERIES) BRIGHTNESS BIN SELECTION

Chromaticity Diagram



Bin code of Chromaticity Coordinates

Bin	CIE_x	CIE_y	Bin	CIE_x	CIE_y	Bin	CIE_x	CIE_y	Bin	CIE_x	CIE_y
E5	0.2755	0.2316	E4	0.2755	0.2316	E3	0.2694	0.2350	E6	0.2816	0.2282
	0.2684	0.2190		0.2684	0.2190		0.2623	0.2224		0.2745	0.2156
	0.2745	0.2156		0.2623	0.2224		0.2562	0.2258		0.2806	0.2122
	0.2816	0.2282		0.2694	0.2350		0.2633	0.2384		0.2877	0.2248
	0.2755	0.2316		0.2755	0.2316		0.2694	0.2350		0.2816	0.2282
F5	0.2826	0.2442	F4	0.2826	0.2442	F3	0.2765	0.2476	F6	0.2887	0.2408
	0.2755	0.2316		0.2755	0.2316		0.2694	0.2350		0.2816	0.2282
	0.2816	0.2282		0.2694	0.2350		0.2633	0.2384		0.2877	0.2248
	0.2887	0.2408		0.2765	0.2476		0.2704	0.2510		0.2948	0.2374
	0.2826	0.2442		0.2826	0.2442		0.2765	0.2476		0.2887	0.2408
G5	0.2897	0.2568	G4	0.2897	0.2568	G3	0.2836	0.2602	G6	0.2958	0.2534
	0.2826	0.2442		0.2826	0.2442		0.2765	0.2476		0.2887	0.2408
	0.2887	0.2408		0.2765	0.2476		0.2704	0.2510		0.2948	0.2374
	0.2958	0.2534		0.2836	0.2602		0.2775	0.2636		0.3019	0.2500
	0.2897	0.2568		0.2897	0.2568		0.2836	0.2602		0.2958	0.2534
H5	0.2968	0.2694	H4	0.2968	0.2694	H3	0.2907	0.2728	H6	0.3029	0.2660
	0.2897	0.2568		0.2897	0.2568		0.2836	0.2602		0.2958	0.2534
	0.2958	0.2534		0.2836	0.2602		0.2775	0.2636		0.3019	0.2500
	0.3029	0.2660		0.2907	0.2728		0.2846	0.2762		0.3090	0.2626
	0.2968	0.2694		0.2968	0.2694		0.2907	0.2728		0.3029	0.2660
J5	0.3039	0.2820	J4	0.3039	0.2820	J3	0.2978	0.2854	J6	0.3100	0.2786
	0.2968	0.2694		0.2968	0.2694		0.2907	0.2728		0.3029	0.2660
	0.3029	0.2660		0.2907	0.2728		0.2846	0.2762		0.3090	0.2626
	0.3100	0.2786		0.2978	0.2854		0.2917	0.2888		0.3161	0.2752
	0.3039	0.2820		0.3039	0.2820		0.2978	0.2854		0.3100	0.2786
K5	0.3110	0.2946	K4	0.3110	0.2946	K3	0.3049	0.2980	K6	0.3171	0.2912
	0.3039	0.2820		0.3039	0.2820		0.2978	0.2854		0.3100	0.2786
	0.3100	0.2786		0.2978	0.2854		0.2917	0.2888		0.3161	0.2752
	0.3171	0.2912		0.3049	0.2980		0.2988	0.3014		0.3232	0.2878
	0.3110	0.2946		0.3110	0.2946		0.3049	0.2980		0.3171	0.2912
L5	0.3181	0.3072	L4	0.3181	0.3072	L3	0.3120	0.3106	L6	0.3242	0.3038
	0.3110	0.2946		0.3110	0.2946		0.3049	0.2980		0.3171	0.2912
	0.3171	0.2912		0.3049	0.2980		0.2988	0.3014		0.3232	0.2878
	0.3242	0.3038		0.3120	0.3106		0.3059	0.3140		0.3303	0.3004
	0.3181	0.3072		0.3181	0.3072		0.3120	0.3106		0.3242	0.3038

Luminous Flux

Bin	Unit: lm		Unit: mcd	
	Min.	Max.	Min.	Max.
B45	4.50	4.75	1605	1695
B47	4.75	5.00	1695	1785
B50	5.00	5.25	1785	1875
B52	5.25	5.50	1875	1965
B55	5.50	5.75	1965	2055
B57	5.75	6.00	2055	2145
B60	6.00	6.25	2145	2235
B62	6.25	6.50	2235	2325
B65	6.50	6.75	2325	2415
B67	6.75	7.00	2415	2505
B70	7.00	7.25	2505	2595
B72	7.25	7.50	2595	2685
B75	7.50	7.75	2685	2775
B77	7.75	8.00	2775	2865
B80	8.00	8.25	2865	2955
B82	8.25	8.50	2955	3045
B85	8.50	8.75	3045	3135
B87	8.75	9.00	3135	3225
B90	9.00	9.25	3225	3315
B92	9.25	9.50	3315	3405
B95	9.50	9.75	3405	3495
B97	9.75	10.00	3495	3585

Note: Tolerance of Luminous Flux: $\pm 7\%$

V_F (Forward Voltage Spec. Setup)

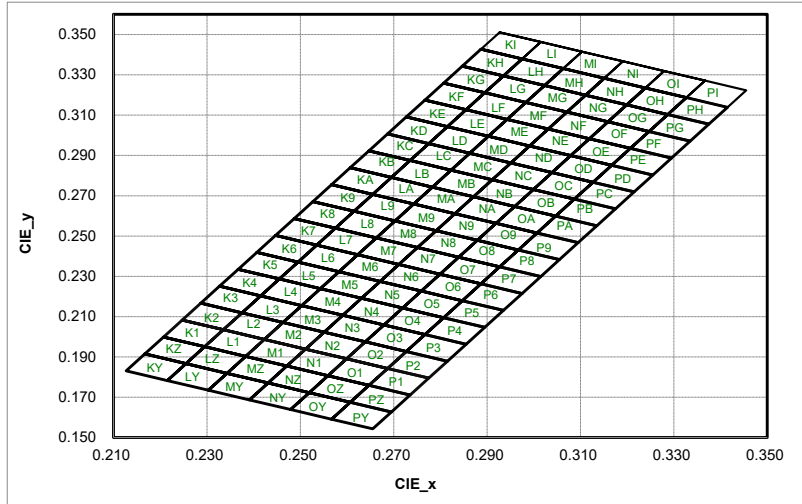
Bin	Unit: V	
	Min.	Max.
D26	2.60	2.70
D27	2.70	2.80
D28	2.80	2.90
D29	2.90	3.00
D30	3.00	3.10
D31	3.10	3.20
D32	3.20	3.30
D33	3.30	3.40
D34	3.40	3.50

Note: Tolerance of Forward Voltage: $\pm 0.05V$.

TECHNICAL DATA

SMD LED (3030/50/62 SERIES) BRIGHTNESS BIN SELECTION

Chromaticity Diagram



Bin Code of Chromaticity Coordinates

Bin	CIE_x	CIE_y	Bin	CIE_x	CIE_y
KY	0.2167	0.1915	KZ	0.2207	0.1999
	0.2255	0.1867		0.2295	0.1951
	0.2215	0.1783		0.2255	0.1867
	0.2127	0.1831		0.2167	0.1915
KE	0.2767	0.3175	KF	0.2807	0.3259
	0.2855	0.3127		0.2895	0.3211
	0.2815	0.3043		0.2855	0.3127
L9	0.2727	0.3091	LA	0.2767	0.3175
	0.2655	0.2707		0.2695	0.2791
	0.2743	0.2659		0.2783	0.2743
M4	0.2703	0.2575	M5	0.2743	0.2659
	0.2615	0.2623		0.2655	0.2707
	0.2543	0.2239		0.2583	0.2323
NY	0.2631	0.2191	NZ	0.2671	0.2275
	0.2591	0.2107		0.2631	0.2191
	0.2503	0.2155		0.2543	0.2239
NE	0.2431	0.1771	NF	0.2471	0.1855
	0.2519	0.1723		0.2559	0.1807
	0.2479	0.1639		0.2519	0.1723
O9	0.2391	0.1687	OA	0.2431	0.1771
	0.3031	0.3031		0.3071	0.3115
	0.3119	0.2983		0.3159	0.3067
P4	0.3079	0.2899	P5	0.3119	0.2983
	0.2991	0.2947		0.3031	0.3031
	0.2919	0.2563		0.2959	0.2647
K1	0.3007	0.2515	K2	0.3047	0.2599
	0.2967	0.2431		0.3007	0.2515
	0.2879	0.2479		0.2919	0.2563
L1	0.2807	0.2095	L2	0.2847	0.2179
	0.2895	0.2047		0.2935	0.2131
	0.2855	0.1963		0.2895	0.2047
M1	0.2767	0.2011	M2	0.2807	0.2095
				0.2847	0.2179
				0.2887	0.2263

Bin Code of Chromaticity Coordinates

Bin	CIE_x	CIE_y	Bin	CIE_x	CIE_y	Bin	CIE_x	CIE_y	Bin	CIE_x	CIE_y	Bin	CIE_x	CIE_y	Bin	CIE_x	CIE_y			
K1	0.2247	0.2083	K2	0.2287	0.2167	K3	0.2327	0.2251	K4	0.2367	0.2335	K5	0.2407	0.2419	K6	0.2447	0.2503	K7	0.2487	0.2587
	0.2335	0.2035		0.2375	0.2119		0.2415	0.2203		0.2455	0.2287		0.2495	0.2371		0.2535	0.2455		0.2575	0.2539
	0.2295	0.1951		0.2335	0.2035		0.2375	0.2119		0.2415	0.2203		0.2455	0.2287		0.2495	0.2371		0.2535	0.2455
	0.2207	0.1999		0.2247	0.2083		0.2287	0.2167		0.2327	0.2251		0.2367	0.2335		0.2407	0.2419		0.2447	0.2503
KG	0.2847	0.3343	KH	0.2887	0.3427	KI	0.2927	0.3511	LY	0.2255	0.1867	LZ	0.2295	0.1951	L1	0.2335	0.2035	L2	0.2375	0.2119
	0.2935	0.3295		0.2975	0.3379		0.3015	0.3463		0.2343	0.1819		0.2383	0.1903		0.2423	0.1987		0.2463	0.2071
	0.2895	0.3211		0.2935	0.3295		0.2975	0.3379		0.2303	0.1735		0.2343	0.1819		0.2383	0.1903		0.2423	0.1987
	0.2807	0.3259		0.2847	0.3343		0.2887	0.3427		0.2215	0.1783		0.2255	0.1867		0.2295	0.1951		0.2335	0.2035
LB	0.2735	0.2875	LC	0.2775	0.2959	LD	0.2815	0.3043	LE	0.2855	0.3127	LF	0.2895	0.3211	LG	0.2935	0.3295	LH	0.2975	0.3379
	0.2823	0.2827		0.2863	0.2911		0.2903	0.2995		0.2943	0.3079		0.2983	0.3163		0.3023	0.3247		0.3063	0.3331
	0.2783	0.2743		0.2823	0.2827		0.2863	0.2911		0.2903	0.2995		0.2943	0.3079		0.2983	0.3163		0.3023	0.3247
	0.2695	0.2791		0.2735	0.2875		0.2775	0.2959		0.2815	0.3043		0.2855	0.3127		0.2895	0.3211		0.2935	0.3295
M6	0.2623	0.2407	M7	0.2663	0.2491	M8	0.2703	0.2575	M9	0.2743	0.2659	MA	0.2783	0.2743	MB	0.2823	0.2827	MC	0.2863	0.2911
	0.2711	0.2359		0.2751	0.2443		0.2791	0.2527		0.2831	0.2611		0.2871	0.2695		0.2911	0.2779		0.2951	0.2863
	0.2671	0.2275		0.2711	0.2359		0.2751	0.2443		0.2791	0.2527		0.2831	0.2611		0.2871	0.2695		0.2911	0.2779
	0.2583	0.2323		0.2623	0.2407		0.2663	0.2491		0.2703	0.2575		0.2743	0.2659		0.2783	0.2743		0.2823	0.2827
N1	0.2511	0.1939	N2	0.2551	0.2023	N3	0.2591	0.2107	N4	0.2631	0.2191	N5	0.2671	0.2275	N6	0.2711	0.2359	N7	0.2751	0.2443
	0.2599	0.1891		0.2639	0.1975		0.2679	0.2059		0.2719	0.2143		0.2759	0.2227		0.2799	0.2311		0.2839	0.2395
	0.2559	0.1807		0.2599	0.1891		0.2639	0.1975		0.2679	0.2059		0.2719	0.2143		0.2759	0.2227		0.2799	0.2311
	0.2471	0.1855		0.2511	0.1939		0.2551	0.2023		0.2591	0.2107		0.2631	0.2191		0.2671	0.2275		0.2711	0.2359
NG	0.3111	0.3199	NH	0.3151	0.3283	NI	0.3191	0.3367	OY	0.2519	0.1723	OZ	0.2559	0.1807	O1	0.2599	0.1891	O2	0.2639	0.1975
	0.3199	0.3151		0.3239	0.3235		0.3279	0.3319		0.2607	0.1675		0.2647	0.1759		0.2687	0.1843		0.2727	0.1927
	0.3159	0.3067		0.3199	0.3151		0.3239	0.3235		0.2567	0.1591		0.2607	0.1675		0.2647	0.1759		0.2687	0.1843
	0.3071	0.3115		0.3111	0.3199		0.3151	0.3283		0.2479	0.1639		0.2519	0.1723		0.2559	0.1807		0.2599	0.1891
OB	0.2999	0.2731	OC	0.3039	0.2815	OD	0.3079	0.2899	OE	0.3119	0.2983	OF	0.3159	0.3067	OG	0.3199	0.3151	OH	0.3239	0.3235
	0.3087	0.2683		0.3127	0.2767		0.3167	0.2851		0.3207	0.2935		0.3247	0.3019		0.3287	0.3103		0.3327	0.3187
	0.3047	0.2599		0.3087	0.2683		0.3127	0.2767		0.3167	0.2851		0.3207	0.2935		0.3247	0.3019		0.3287	0.3103
	0.2959	0.2647		0.2999	0.2731		0.3039	0.2815		0.3079	0.2899		0.3119	0.2983		0.3159	0.3067		0.3199	0.3151
P6	0.2887	0.2263	P7	0.2927	0.2347	P8	0.2967	0.2431	P9	0.3007	0.2515	PA	0.3047	0.2599	PB	0.3087	0.2683	PC	0.3127	0.2767
	0.2975	0.2215		0.3015	0.2299		0.3055	0.2383		0.3095	0.2467		0.3135	0.2551		0.3175	0.2635		0.3215	0.2719
	0.2935	0.2131		0.2975	0.2215		0.3015	0.2299		0.3055	0.2383		0.3095	0.2467		0.3135	0.2551		0.3175	0.2635
	0.2847	0.2179		0.2887	0.2263		0.2927	0.2347		0.2967	0.2431		0.3007	0.2515		0.3047	0.2599		0.3087	0.2683

Bin Code of Chromaticity Coordinates

Bin	CIE_x	CIE_y	Bin	CIE_x	CIE_y	Bin	CIE_x	CIE_y	Bin	CIE_x	CIE_y	Bin	CIE_x	CIE_y	Bin	CIE_x	CIE_y
K8	0.2527	0.2671	K9	0.2567	0.2755	KA	0.2607	0.2839	KB	0.2647	0.2923	KC	0.2687	0.3007	KD	0.2727	0.3091
	0.2615	0.2623		0.2655	0.2707		0.2695	0.2791		0.2735	0.2875		0.2775	0.2959		0.2815	0.3043
	0.2575	0.2539		0.2615	0.2623		0.2655	0.2707		0.2695	0.2791		0.2735	0.2875		0.2775	0.2959
	0.2487	0.2587		0.2527	0.2671		0.2567	0.2755		0.2607	0.2839		0.2647	0.2923		0.2687	0.3007
L3	0.2415	0.2203	L4	0.2455	0.2287	L5	0.2495	0.2371	L6	0.2535	0.2455	L7	0.2575	0.2539	L8	0.2615	0.2623
	0.2503	0.2155		0.2543	0.2239		0.2583	0.2323		0.2623	0.2407		0.2663	0.2491		0.2703	0.2575
	0.2463	0.2071		0.2503	0.2155		0.2543	0.2239		0.2583	0.2323		0.2623	0.2407		0.2663	0.2491
	0.2375	0.2119		0.2415	0.2203		0.2455	0.2287		0.2495	0.2371		0.2535	0.2455		0.2575	0.2539
LI	0.3015	0.3463	MY	0.2343	0.1819	MZ	0.2383	0.1903	M1	0.2423	0.1987	M2	0.2463	0.2071	M3	0.2503	0.2155
	0.3103	0.3415		0.2431	0.1771		0.2471	0.1855		0.2511	0.1939		0.2551	0.2023		0.2591	0.2107
	0.3063	0.3331		0.2391	0.1687		0.2431	0.1771		0.2471	0.1855		0.2511	0.1939		0.2551	0.2023
	0.2975	0.3379		0.2303	0.1735		0.2343	0.1819		0.2383	0.1903		0.2423	0.1987		0.2463	0.2071
MD	0.2903	0.2995	ME	0.2943	0.3079	MF	0.2983	0.3163	MG	0.3023	0.3247	MH	0.3063	0.3331	MI	0.3103	0.3415
	0.2991	0.2947		0.3031	0.3031		0.3071	0.3115		0.3111	0.3199		0.3151	0.3283		0.3191	0.3367
	0.2951	0.2863		0.2991	0.2947		0.3031	0.3031		0.3071	0.3115		0.3111	0.3199		0.3151	0.3283
	0.2863	0.2911		0.2903	0.2995		0.2943	0.3079		0.2983	0.3163		0.3023	0.3247		0.3063	0.3331
N8	0.2791	0.2527	N9	0.2831	0.2611	NA	0.2871	0.2695	NB	0.2911	0.2779	NC	0.2951	0.2863	ND	0.2991	0.2947
	0.2879	0.2479		0.2919	0.2563		0.2959	0.2647		0.2999	0.2731		0.3039	0.2815		0.3079	0.2899
	0.2839	0.2395		0.2879	0.2479		0.2919	0.2563		0.2959	0.2647		0.2999	0.2731		0.3039	0.2815
	0.2751	0.2443		0.2791	0.2527		0.2831	0.2611		0.2871	0.2695		0.2911	0.2779		0.2951	0.2863
O3	0.2679	0.2059	O4	0.2719	0.2143	O5	0.2759	0.2227	O6	0.2799	0.2311	O7	0.2839	0.2395	O8	0.2879	0.2479
	0.2767	0.2011		0.2807	0.2095		0.2847	0.2179		0.2887	0.2263		0.2927	0.2347		0.2967	0.2431
	0.2727	0.1927		0.2767	0.2011		0.2807	0.2095		0.2847	0.2179		0.2887	0.2263		0.2927	0.2347
	0.2639	0.1975		0.2679	0.2059		0.2719	0.2143		0.2759	0.2227		0.2799	0.2311		0.2839	0.2395
OI	0.3279	0.3319	PY	0.2607	0.1675	PZ	0.2647	0.1759	P1	0.2687	0.1843	P2	0.2727	0.1927	P3	0.2767	0.2011
	0.3367	0.3271		0.2695	0.1627		0.2735	0.1711		0.2775	0.1795		0.2815	0.1879		0.2855	0.1963
	0.3327	0.3187		0.2655	0.1543		0.2695	0.1627		0.2735	0.1711		0.2775	0.1795		0.2815	0.1879
	0.3239	0.3235		0.2567	0.1591		0.2607	0.1675		0.2647	0.1759		0.2687	0.1843		0.2727	0.1927
PD	0.3167	0.2851	PE	0.3207	0.2935	PF	0.3247	0.3019	PG	0.3287	0.3103	PH	0.3327	0.3187	PI	0.3367	0.3271
	0.3255	0.2803		0.3295	0.2887		0.3335	0.2971		0.3375	0.3055		0.3415	0.3139		0.3455	0.3223
	0.3215	0.2719		0.3255	0.2803		0.3295	0.2887		0.3335	0.2971		0.3375	0.3055		0.3415	0.3139
	0.3127	0.2767		0.3167	0.2851		0.3207	0.2935		0.3247	0.3019		0.3287	0.3103		0.3327	0.3187

Luminous Flux

Bin	Unit: lm		Bin	Unit: lm		Bin	Unit: lm	
	Min.	Max.		Min.	Max.		Min.	Max.
H85	85	90	D10	10	11	E20	20	22
H90	90	95	D11	11	12	E22	22	24
H95	95	100	D12	12	13	E24	24	26
H100	100	105	D13	13	14	E26	26	28
H105	105	110	D14	14	15	E28	28	30
H110	110	115	D15	15	16	E30	30	32
H115	115	120	D16	16	17	E32	32	34
H120	120	125	D17	17	18	E34	34	36
H125	125	130	D18	18	19	E36	36	38
H130	130	135	D19	19	20	E38	38	40
H135	135	140	D20	20	21	E40	40	42
H140	140	145	D21	21	22	E42	42	44
H145	145	150	D22	22	23	E44	44	46
H150	150	155	D23	23	24	E46	46	48
H155	155	160	D24	24	25	E48	48	50
H160	160	165	D25	25	26	E50	50	52
H165	165	170	D26	26	27	E52	52	54
H170	170	175	D27	27	28	E54	54	56
H175	175	180	D28	28	29	E56	56	58
H180	180	185	D29	29	30	E58	58	60
H185	185	190	D30	30	31	E60	60	62
H190	190	195	D31	31	32	E62	62	64
H195	195	200	-	-	-	-	-	-

Note: Tolerance of Luminous Intensity: ±7%.

V_F (Forward Voltage Spec. Setup)

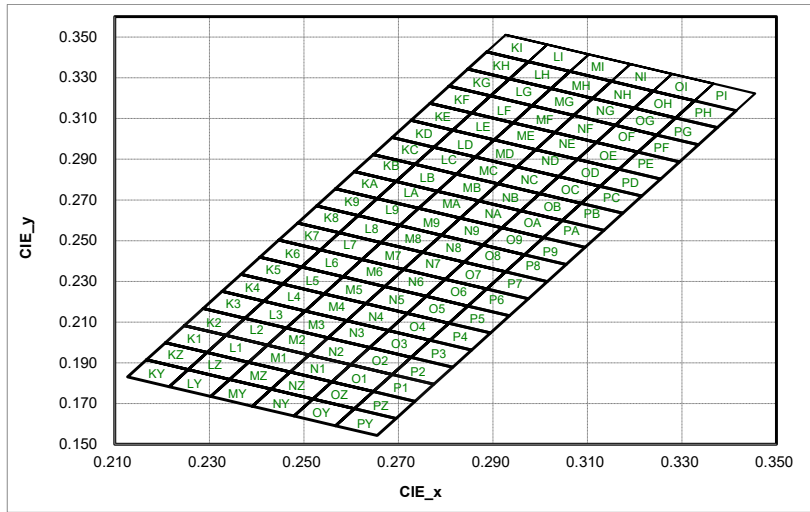
Bin	Unit: lm	
	Min.	Max.
E28	2.8	3
E30	3	3.2
E32	3.2	3.4
E34	3.4	3.6
E36	3.6	3.8
E38	3.8	4.0
D28	2.8	2.9
D29	2.9	3
D30	3	3.1
D31	3.1	3.2
D32	3.2	3.3
D33	3.3	3.4
D34	3.4	3.5
D35	3.5	3.6

Note: Tolerance of Forward Voltage: ±0.05V.

TECHNICAL DATA

SMD LED (Local Dimming) BRIGHTNESS BIN SELECTION

Chromaticity Diagram



Bin Code of Chromaticity Coordinates

Bin	CIE_x	CIE_y	Bin	CIE_x	CIE_y
KY	0.2167	0.1915	KZ	0.2207	0.1999
	0.2255	0.1867		0.2295	0.1951
	0.2215	0.1783		0.2255	0.1867
KE	0.2127	0.1831	KF	0.2167	0.1915
	0.2767	0.3175		0.2807	0.3259
	0.2855	0.3127		0.2895	0.3211
L9	0.2815	0.3043	LA	0.2855	0.3127
	0.2727	0.3091		0.2767	0.3175
	0.2655	0.2707		0.2695	0.2791
M4	0.2743	0.2659	M5	0.2783	0.2743
	0.2703	0.2575		0.2743	0.2659
	0.2615	0.2623		0.2655	0.2707
NY	0.2543	0.2239	NZ	0.2583	0.2323
	0.2631	0.2191		0.2671	0.2275
	0.2591	0.2107		0.2631	0.2191
O9	0.2503	0.2155	OA	0.2543	0.2239
	0.2431	0.1771		0.2471	0.1855
	0.2519	0.1723		0.2559	0.1807
P4	0.2479	0.1639	P5	0.2519	0.1723
	0.2391	0.1687		0.2431	0.1771
	0.3031	0.3031		0.3071	0.3115
NE	0.3119	0.2983	NF	0.3159	0.3067
	0.3079	0.2899		0.3119	0.2983
	0.2991	0.2947		0.3031	0.3031
O9	0.2919	0.2563	OA	0.2959	0.2647
	0.3007	0.2515		0.3047	0.2599
	0.2967	0.2431		0.3007	0.2515
P4	0.2879	0.2479	P5	0.2919	0.2563
	0.2807	0.2095		0.2847	0.2179
	0.2895	0.2047		0.2935	0.2131
P6	0.2855	0.1963	P7	0.2895	0.2047
	0.2767	0.2011		0.2807	0.2095

Bin Code of Chromaticity Coordinates

Bin	CIE_x	CIE_y	Bin	CIE_x	CIE_y	Bin	CIE_x	CIE_y	Bin	CIE_x	CIE_y	Bin	CIE_x	CIE_y	Bin	CIE_x	CIE_y					
K1	0.2247	0.2083	K2	0.2287	0.2167	K3	0.2327	0.2251	K4	0.2367	0.2335	K5	0.2407	0.2419	K6	0.2447	0.2503	K7	0.2487	0.2587		
	0.2335	0.2035		0.2375	0.2119		0.2415	0.2203		0.2455	0.2287		0.2495	0.2371		0.2535	0.2455		0.2575	0.2539		
	0.2295	0.1951		0.2335	0.2035		0.2375	0.2119		0.2415	0.2203		0.2455	0.2287		0.2495	0.2371		0.2535	0.2455	0.2575	0.2539
	0.2207	0.1999		0.2247	0.2083		0.2287	0.2167		0.2327	0.2251		0.2367	0.2335		0.2407	0.2419		0.2447	0.2503	0.2487	0.2587
KG	0.2847	0.3343	KH	0.2887	0.3427	KI	0.2927	0.3511	LY	0.2255	0.1867	LZ	0.2295	0.1951	L1	0.2335	0.2035	L2	0.2375	0.2119		
	0.2935	0.3295		0.2975	0.3379		0.3015	0.3463		0.2343	0.1819		0.2383	0.1903		0.2423	0.1987		0.2463	0.2071		
	0.2895	0.3211		0.2935	0.3295		0.2975	0.3379		0.2303	0.1735		0.2343	0.1819		0.2383	0.1903		0.2423	0.1987		
	0.2807	0.3259		0.2847	0.3343		0.2887	0.3427		0.2215	0.1783		0.2255	0.1867		0.2295	0.1951		0.2335	0.2035	0.2375	0.2119
LB	0.2735	0.2875	LC	0.2775	0.2959	LD	0.2815	0.3043	LE	0.2855	0.3127	LF	0.2895	0.3211	LG	0.2935	0.3295	LH	0.2975	0.3379		
	0.2823	0.2827		0.2863	0.2911		0.2903	0.2995		0.2943	0.3079		0.2983	0.3163		0.3023	0.3247		0.3063	0.3331		
	0.2783	0.2743		0.2823	0.2827		0.2863	0.2911		0.2903	0.2995		0.2943	0.3079		0.2983	0.3163		0.3023	0.3247		
	0.2695	0.2791		0.2735	0.2875		0.2775	0.2959		0.2815	0.3043		0.2855	0.3127		0.2895	0.3211		0.2935	0.3295	0.2975	0.3379
M6	0.2623	0.2407	M7	0.2663	0.2491	M8	0.2703	0.2575	M9	0.2743	0.2659	MA	0.2783	0.2743	MB	0.2823	0.2827	MC	0.2863	0.2911		
	0.2711	0.2359		0.2751	0.2443		0.2791	0.2527		0.2831	0.2611		0.2871	0.2695		0.2911	0.2779		0.2951	0.2863		
	0.2671	0.2275		0.2711	0.2359		0.2751	0.2443		0.2791	0.2527		0.2831	0.2611		0.2871	0.2695		0.2911	0.2779		
	0.2583	0.2323		0.2623	0.2407		0.2663	0.2491		0.2703	0.2575		0.2743	0.2659		0.2783	0.2743		0.2823	0.2827	0.2863	0.2911
N1	0.2511	0.1939	N2	0.2551	0.2023	N3	0.2591	0.2107	N4	0.2631	0.2191	N5	0.2671	0.2275	N6	0.2711	0.2359	N7	0.2751	0.2443		
	0.2599	0.1891		0.2639	0.1975		0.2679	0.2059		0.2719	0.2143		0.2759	0.2227		0.2799	0.2311		0.2839	0.2395		
	0.2559	0.1807		0.2599	0.1891		0.2639	0.1975		0.2679	0.2059		0.2719	0.2143		0.2759	0.2227		0.2799	0.2311		
	0.2471	0.1855		0.2511	0.1939		0.2551	0.2023		0.2591	0.2107		0.2631	0.2191		0.2671	0.2275		0.2711	0.2359	0.2751	0.2443
NG	0.3111	0.3199	NH	0.3151	0.3283	NI	0.3191	0.3367	OY	0.2519	0.1723	OZ	0.2559	0.1807	O1	0.2599	0.1891	O2	0.2639	0.1975		
	0.3199	0.3151		0.3239	0.3235		0.3279	0.3319		0.2607	0.1675		0.2647	0.1759		0.2687	0.1843		0.2727	0.1927		
	0.3159	0.3067		0.3199	0.3151		0.3239	0.3235		0.3279	0.3319		0.2567	0.1591		0.2607	0.1675		0.2647	0.1759	0.2687	0.1843
	0.3071	0.3115		0.3111	0.3199		0.3151	0.3283		0.3191	0.3367		0.2479	0.1639		0.2519	0.1723		0.2559	0.1807	0.2599	0.1891
OB	0.2999	0.2731	OC	0.3039	0.2815	OD	0.3079	0.2899	OE	0.3119	0.2983	OF	0.3159	0.3067	OG	0.3199	0.3151	OH	0.3239	0.3235		
	0.3087	0.2683		0.3127	0.2767		0.3167	0.2851		0.3207	0.2935		0.3247	0.3019		0.3287	0.3103		0.3327	0.3187		
	0.3047	0.2599		0.3087	0.2683		0.3127	0.2767		0.3167	0.2851		0.3207	0.2935		0.3247	0.3019		0.3287	0.3103		
	0.2959	0.2647		0.2999	0.2731		0.3039	0.2815		0.3079	0.2899		0.3119	0.2983		0.3159	0.3067		0.3199	0.3151	0.3239	0.3235
P6	0.2887	0.2263	P7	0.2927	0.2347	P8	0.2967	0.2431	P9	0.3007	0.2515	PA	0.3047	0.2599	PB	0.3087	0.2683	PC	0.3127	0.2767		
	0.2975	0.2215		0.3015	0.2299		0.3055	0.2383		0.3095	0.2467		0.3135	0.2551		0.3175	0.2635		0.3215	0.2719		
	0.2935	0.2131		0.2975	0.2215		0.3015	0.2299		0.3055	0.2383		0.3095	0.2467		0.3135	0.2551		0.3175	0.2635		
	0.2847	0.2179		0.2887	0.2263		0.2927	0.2347		0.2967	0.2431		0.3007	0.2515		0.3047	0.2599		0.3087	0.2683		

Bin Code of Chromaticity Coordinates

Bin	CIE_x	CIE_y	Bin	CIE_x	CIE_y	Bin	CIE_x	CIE_y	Bin	CIE_x	CIE_y	Bin	CIE_x	CIE_y	Bin	CIE_x	CIE_y
K8	0.2527	0.2671	K9	0.2567	0.2755	KA	0.2607	0.2839	KB	0.2647	0.2923	KC	0.2687	0.3007	KD	0.2727	0.3091
	0.2615	0.2623		0.2655	0.2707		0.2695	0.2791		0.2735	0.2875		0.2775	0.2959		0.2815	0.3043
	0.2575	0.2539		0.2615	0.2623		0.2655	0.2707		0.2695	0.2791		0.2735	0.2875		0.2775	0.2959
	0.2487	0.2587		0.2527	0.2671		0.2567	0.2755		0.2607	0.2839		0.2647	0.2923		0.2687	0.3007
L3	0.2415	0.2203	L4	0.2455	0.2287	L5	0.2495	0.2371	L6	0.2535	0.2455	L7	0.2575	0.2539	L8	0.2615	0.2623
	0.2503	0.2155		0.2543	0.2239		0.2583	0.2323		0.2623	0.2407		0.2663	0.2491		0.2703	0.2575
	0.2463	0.2071		0.2503	0.2155		0.2543	0.2239		0.2583	0.2323		0.2623	0.2407		0.2663	0.2491
	0.2375	0.2119		0.2415	0.2203		0.2455	0.2287		0.2495	0.2371		0.2535	0.2455		0.2575	0.2539
LI	0.3015	0.3463	MY	0.2343	0.1819	MZ	0.2383	0.1903	M1	0.2423	0.1987	M2	0.2463	0.2071	M3	0.2503	0.2155
	0.3103	0.3415		0.2431	0.1771		0.2471	0.1855		0.2511	0.1939		0.2551	0.2023		0.2591	0.2107
	0.3063	0.3331		0.2391	0.1687		0.2431	0.1771		0.2471	0.1855		0.2511	0.1939		0.2551	0.2023
	0.2975	0.3379		0.2303	0.1735		0.2343	0.1819		0.2383	0.1903		0.2423	0.1987		0.2463	0.2071
MD	0.2903	0.2995	ME	0.2943	0.3079	MF	0.2983	0.3163	MG	0.3023	0.3247	MH	0.3063	0.3331	MI	0.3103	0.3415
	0.2991	0.2947		0.3031	0.3031		0.3071	0.3115		0.3111	0.3199		0.3151	0.3283		0.3191	0.3367
	0.2951	0.2863		0.2991	0.2947		0.3031	0.3031		0.3071	0.3115		0.3111	0.3199		0.3151	0.3283
	0.2863	0.2911		0.2903	0.2995		0.2943	0.3079		0.2983	0.3163		0.3023	0.3247		0.3063	0.3331
N8	0.2791	0.2527	N9	0.2831	0.2611	NA	0.2871	0.2695	NB	0.2911	0.2779	NC	0.2951	0.2863	ND	0.2991	0.2947
	0.2879	0.2479		0.2919	0.2563		0.2959	0.2647		0.2999	0.2731		0.3039	0.2815		0.3079	0.2899
	0.2839	0.2395		0.2879	0.2479		0.2919	0.2563		0.2959	0.2647		0.2999	0.2731		0.3039	0.2815
	0.2751	0.2443		0.2791	0.2527		0.2831	0.2611		0.2871	0.2695		0.2911	0.2779		0.2951	0.2863
O3	0.2679	0.2059	O4	0.2719	0.2143	O5	0.2759	0.2227	O6	0.2799	0.2311	O7	0.2839	0.2395	O8	0.2879	0.2479
	0.2767	0.2011		0.2807	0.2095		0.2847	0.2179		0.2887	0.2263		0.2927	0.2347		0.2967	0.2431
	0.2727	0.1927		0.2767	0.2011		0.2807	0.2095		0.2847	0.2179		0.2887	0.2263		0.2927	0.2347
	0.2639	0.1975		0.2679	0.2059		0.2719	0.2143		0.2759	0.2227		0.2799	0.2311		0.2839	0.2395
OI	0.3279	0.3319	PY	0.2607	0.1675	PZ	0.2647	0.1759	P1	0.2687	0.1843	P2	0.2727	0.1927	P3	0.2767	0.2011
	0.3367	0.3271		0.2695	0.1627		0.2735	0.1711		0.2775	0.1795		0.2815	0.1879		0.2855	0.1963
	0.3327	0.3187		0.2655	0.1543		0.2695	0.1627		0.2735	0.1711		0.2775	0.1795		0.2815	0.1879
	0.3239	0.3235		0.2567	0.1591		0.2607	0.1675		0.2647	0.1759		0.2687	0.1843		0.2727	0.1927
PD	0.3167	0.2851	PE	0.3207	0.2935	PF	0.3247	0.3019	PG	0.3287	0.3103	PH	0.3327	0.3187	PI	0.3367	0.3271
	0.3255	0.2803		0.3295	0.2887		0.3335	0.2971		0.3375	0.3055		0.3415	0.3139		0.3455	0.3223
	0.3215	0.2719		0.3255	0.2803		0.3295	0.2887		0.3335	0.2971		0.3375	0.3055		0.3415	0.3139
	0.3127	0.2767		0.3167	0.2851		0.3207	0.2935		0.3247	0.3019		0.3287	0.3103		0.3327	0.3187

Luminous Flux

Bin	Unit: lm	
	Min.	Max.
C0	0.00	0.50
C5	0.50	1.00
C10	1.00	1.50
C15	1.50	2.00
C20	2.00	2.50
C25	2.50	3.00
C30	3.00	3.50
C35	3.50	4.00
C40	4.00	4.50
C45	4.50	5.00
C50	5.00	5.50
C55	5.50	6.00
C60	6.00	6.50
C65	6.50	7.00
C70	7.00	7.50
C75	7.50	8.00
C80	8.00	8.50

Radiant Power

Bin	Unit: lm	
	Min.	Max.
E0	0.00	2.00
E2	2.00	4.00
E4	4.00	6.00
E6	6.00	8.00
E8	8.00	10.00
E10	10.00	12.00
E12	12.00	14.00
E14	14.00	16.00
E16	16.00	18.00
E18	18.00	20.00
E20	20.00	22.00
E22	22.00	24.00
E24	24.00	26.00
E26	26.00	28.00
E28	28.00	30.00

V_F (Forward Voltage Spec. Setup)

Bin	Unit: lm	
	Min.	Max.
D28	2.80	2.90
D29	2.90	3.00
D30	3.00	3.10
D31	3.10	3.20
D32	3.20	3.30
C270	2.70	2.75
C275	2.75	2.80
C280	2.80	2.85
C285	2.85	2.90
C290	2.90	2.95

Note: Tolerance of Luminous Intensity: ±7%.

Note: Tolerance of Luminous Intensity: ±7%.

Note: Tolerance of Forward Voltage: ±0.05

TECHNICAL DATA

LED LAMPs BRIGHTNESS BIN SELECTION

Brightness Bin Selection

Unit : mcd

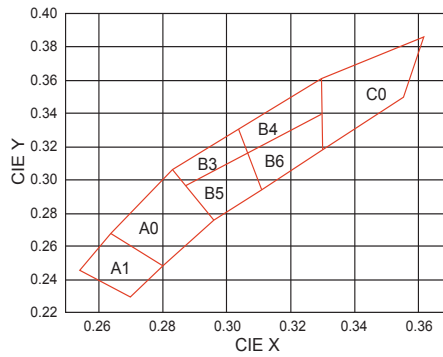
Item	Intensity I _v (mcd)	
Bin Code	Min.	Max.
a7	6.0	8.0
a6	8.0	10.0
a5	10.0	12.0
a4	12.0	15.0
a3	15.0	18.0
a2	18.0	22.0
a1	22.0	28.0
0	28.0	35.0
1	35.0	42.0
2	42.0	50.0
3	50.0	60.0
4	60.0	70.0
5	70.0	85.0
6	85.0	100
7	100	120
8	120	140
9	140	170
A	170	200
B	200	240
C	240	285
D	285	360
E	360	450
F	450	565
G	565	715
H	715	900
J	900	1,125
K	1,125	1,425
L	1,425	1,800
M	1,800	2,250
N	2,250	2,850
P	2,850	3,600
Q	3,600	4,500
R	4,500	5,650
S	5,650	7,150
T	7,150	9,000
U	9,000	11,250
V	11,250	14,250
W	14,250	18,000
X	18,000	22,500
Y	22,500	28,500
Z	28,500	36,000

Cool White / CIE Chromaticity Diagram

(I_F=20mA / Ta=25°C)

Color Ranks	CIE				
A1	X	0.255	0.264	0.280	0.270
	Y	0.245	0.267	0.248	0.230
A0	X	0.264	0.283	0.296	0.280
	Y	0.267	0.305	0.267	0.248
B3	X	0.283	0.304	0.307	0.287
	Y	0.305	0.330	0.315	0.295
B4	X	0.304	0.330	0.330	0.307
	Y	0.330	0.360	0.339	0.315
B5	X	0.287	0.307	0.311	0.296
	Y	0.295	0.315	0.294	0.276
B6	X	0.307	0.330	0.330	0.311
	Y	0.315	0.339	0.318	0.294
C0	X	0.330	0.361	0.355	0.330
	Y	0.360	0.385	0.350	0.318

Note: Measurement uncertainty of the color coordinates ±0.01.



DIGITAL DISPLAY BRIGHTNESS BIN SELECTION

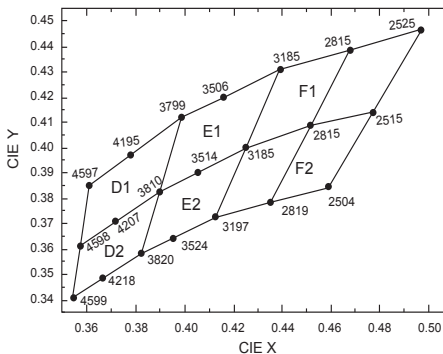
Bin Code	Brightness Range (μcd)	
	Min.	Max.
C	70	140
D	110	220
E	180	360
F	280	560
G	450	900
H	750	1200
J	1050	1680
K	1400	2300
L	2000	3200
M	2800	4500
N	4000	6400
P	5600	8900
Q	7800	12500
R	11000	17600
S	15000	24000
T	21000	34000
U	30000	48000
V	42000	67000
W	59000	94000
X	83000	133000
Y	116000	186000
Z	158800	254000

Warm White / CIE Chromaticity Diagram

(I_F=20mA / Ta=25°C)

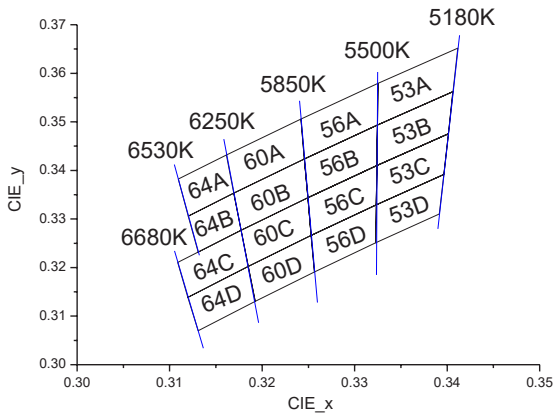
Color Ranks	CIE				
D1	X	0.357	0.361	0.398	0.389
	Y	0.361	0.385	0.411	0.382
D2	X	0.354	0.357	0.389	0.382
	Y	0.340	0.361	0.382	0.358
E1	X	0.389	0.398	0.439	0.425
	Y	0.382	0.411	0.431	0.400
E2	X	0.382	0.389	0.425	0.412
	Y	0.358	0.382	0.400	0.372
F1	X	0.425	0.439	0.497	0.477
	Y	0.400	0.431	0.466	0.413
F2	X	0.412	0.425	0.477	0.458
	Y	0.372	0.400	0.413	0.383

Note: Measurement uncertainty of the color coordinates ±0.01.

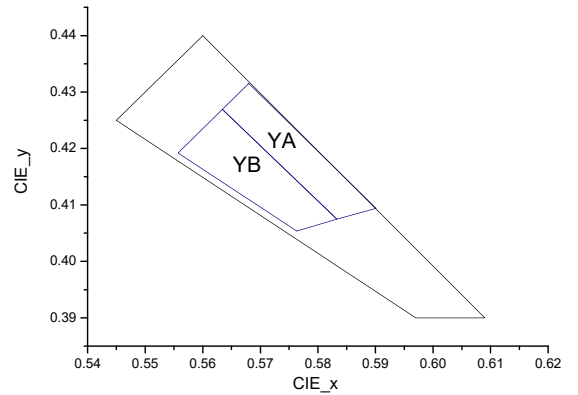


AUTOMOTIVE BIN SELECTION

Exterior White / Cool-White Bin Structure



Amber Bin Structure



Cool-White Bin Coordinates

Bin	CIE X	CIE Y	Bin	CIE X	CIE Y	Bin	CIE X	CIE Y
64A	0.3109	0.3382	60C	0.3177	0.3277	53A	0.3325	0.3579
	0.3161	0.3432		0.3249	0.3344		0.3412	0.3652
	0.3169	0.3353		0.3253	0.3266		0.3406	0.3562
	0.3120	0.3306		0.3185	0.3203		0.3325	0.3493
Reference Range: 6240~6530K			Reference Range: 5850~6240K			Reference Range: 5180~5500K		
64B	0.3120	0.3306	60D	0.3185	0.3203	53B	0.3325	0.3493
	0.3169	0.3353		0.3253	0.3266		0.3406	0.3562
	0.3177	0.3277		0.3256	0.3191		0.3401	0.3476
	0.3131	0.3232		0.3192	0.3131		0.3324	0.3410
Reference Range: 6240~6530K			Reference Range: 5850~6240K			Reference Range: 5180~5500K		
64C	0.3109	0.3211	56A	0.3242	0.3506	53C	0.3324	0.3410
	0.3177	0.3277		0.3325	0.3579		0.3401	0.3476
	0.3185	0.3203		0.3325	0.3493		0.3396	0.3392
	0.3120	0.3139		0.3246	0.3424		0.3323	0.3329
Reference Range: 6240~6680K			Reference Range: 5500~5850K			Reference Range: 5180~5500K		
64D	0.3120	0.3139	56B	0.3246	0.3424	53D	0.3323	0.3329
	0.3185	0.3203		0.3325	0.3493		0.3396	0.3392
	0.3192	0.3131		0.3324	0.3410		0.3392	0.3310
	0.3131	0.3070		0.3249	0.3344		0.3323	0.3251
Reference Range: 6240~6680K			Reference Range: 5500~5850K			Reference Range: 5180~5500K		
60A	0.3161	0.3432	56C	0.3249	0.3344			
	0.3242	0.3506		0.3324	0.3410			
	0.3246	0.3424		0.3323	0.3329			
	0.3169	0.3353		0.3253	0.3266			
Reference Range: 5850~6240K			Reference Range: 5500~5850K					
60B	0.3169	0.3353	56D	0.3253	0.3266			
	0.3246	0.3424		0.3323	0.3329			
	0.3249	0.3344		0.3323	0.3251			
	0.3177	0.3277		0.3256	0.3191			
Reference Range: 5850~6240K			Reference Range: 5500~5850K					

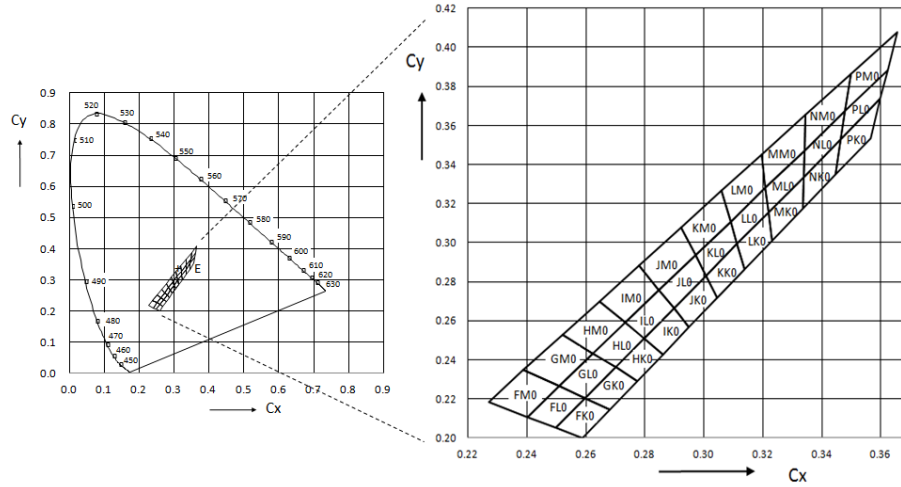
Amber Bin Coordinates

Bin	CIE X	CIE Y
YA	0.5680	0.4315
	0.5634	0.4269
	0.5833	0.4075
	0.5901	0.4094
YB	0.5763	0.4054
	0.5833	0.4075
	0.5634	0.4269
	0.5557	0.4192

TECHNICAL DATA

AUTOMOTIVE BIN SELECTION

Interior / White



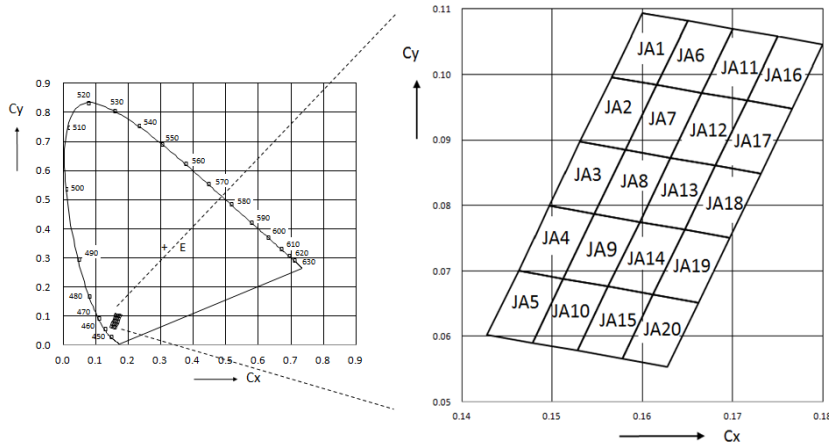
Bin Range of Chromaticity Coordinates Specifications

Bin Code	CIE X	CIE Y	Bin Code	CIE X	CIE Y	Bin Code	CIE X	CIE Y	Bin Code	CIE X	CIE Y
FK0	0.2589	0.2000	NK0	0.3339	0.3336	LL0	0.3113	0.2992	JM0	0.2848	0.2757
	0.2498	0.2053		0.3335	0.3172		0.3090	0.3108		0.2780	0.2883
	0.2597	0.2204		0.3447	0.3347		0.3209	0.3281		0.2922	0.3077
	0.2682	0.2146		0.3465	0.3530		0.3219	0.3154		0.2971	0.2935
GK0	0.2682	0.2146	PK0	0.3465	0.3530	ML0	0.3341	0.3472	KM0	0.2971	0.2935
	0.2597	0.2204		0.3447	0.3347		0.3209	0.3281		0.2922	0.3077
	0.2700	0.2361		0.3567	0.3535		0.3219	0.3154		0.3060	0.3266
	0.2775	0.2292		0.3599	0.3735		0.3339	0.3336		0.3090	0.3108
HK0	0.2775	0.2292	FL0	0.2498	0.2053	NL0	0.3341	0.3472	LM0	0.3090	0.3108
	0.2700	0.2361		0.2402	0.2108		0.3339	0.3336		0.3060	0.3266
	0.2797	0.2509		0.2509	0.2264		0.3465	0.3530		0.3196	0.3451
	0.2861	0.2427		0.2597	0.2204		0.3479	0.3673		0.3209	0.3281
IK0	0.2861	0.2427	GL0	0.2597	0.2204	PL0	0.3479	0.3673	MM0	0.3345	0.3654
	0.2797	0.2509		0.2509	0.2264		0.3465	0.3530		0.3196	0.3451
	0.2898	0.2664		0.2624	0.2431		0.3599	0.3735		0.3209	0.3281
	0.2950	0.2568		0.2700	0.2361		0.3623	0.3882		0.3341	0.3472
JK0	0.2950	0.2568	HLO	0.2700	0.2361	FM0	0.2388	0.2348	NM0	0.3345	0.3654
	0.2898	0.2664		0.2624	0.2431		0.2269	0.2185		0.3341	0.3472
	0.3007	0.2830		0.2733	0.2590		0.2402	0.2108		0.3479	0.3673
	0.3045	0.2717		0.2797	0.2509		0.2509	0.2264		0.3498	0.3863
KK0	0.3045	0.2717	ILO	0.2797	0.2509	GM0	0.2509	0.2264	PM0	0.3498	0.3863
	0.3007	0.2830		0.2733	0.2590		0.2388	0.2348		0.3479	0.3673
	0.3113	0.2992		0.2848	0.2757		0.2520	0.2527		0.3623	0.3882
	0.3138	0.2862		0.2898	0.2664		0.2624	0.2431		0.3655	0.4079
LK0	0.3138	0.2862	JLO	0.2898	0.2664	HMO	0.2624	0.2431			
	0.3113	0.2992		0.2848	0.2757		0.2530	0.2527			
	0.3219	0.3154		0.2971	0.2935		0.2646	0.2700			
	0.3231	0.3008		0.3007	0.2830		0.2733	0.2590			
MK0	0.3339	0.3336	KLO	0.3007	0.2830	IMO	0.2733	0.2590			
	0.3219	0.3154		0.2971	0.2935		0.2646	0.2700			
	0.3231	0.3008		0.3090	0.3108		0.2780	0.2883			
	0.3335	0.3172		0.3113	0.2992		0.2848	0.2757			

Notes: Tolerance of Chromaticity Coordinates: ±0.01

AUTOMOTIVE BIN SELECTION

Interior / Sky Blue

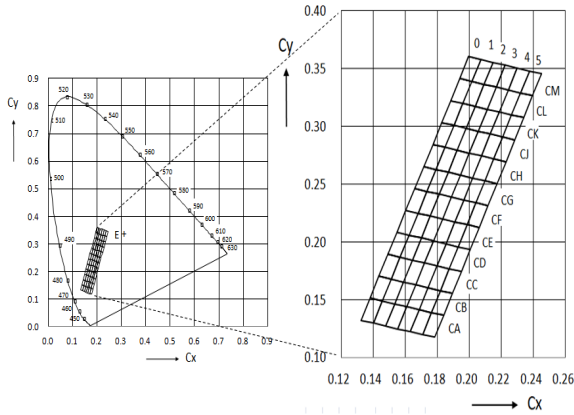


Bin Range of Chromaticity Coordinates Specifications

Bin Code	CIE X	CIE Y	Bin Code	CIE X	CIE Y	Bin Code	CIE X	CIE Y
JA1	0.1600	0.1094	JA9	0.1547	0.0787	JA17	0.1716	0.0960
	0.1650	0.1082		0.1597	0.0775		0.1766	0.0948
	0.1616	0.0984		0.1562	0.0676		0.1731	0.0849
	0.1566	0.0996		0.1512	0.0688		0.1681	0.0861
JA2	0.1566	0.0996	JA10	0.1512	0.0688	JA18	0.1681	0.0861
	0.1616	0.0984		0.1562	0.0676		0.1731	0.0849
	0.1581	0.0885		0.1528	0.0578		0.1697	0.0751
	0.1531	0.0897		0.1478	0.0590		0.1647	0.0763
JA3	0.1531	0.0897	JA11	0.1700	0.1070	JA19	0.1647	0.0763
	0.1581	0.0885		0.1750	0.1058		0.1697	0.0751
	0.1547	0.0787		0.1716	0.0960		0.1662	0.0652
	0.1497	0.0799		0.1666	0.0972		0.1612	0.0664
JA4	0.1497	0.0799	JA12	0.1666	0.0972	JA20	0.1612	0.0664
	0.1547	0.0787		0.1716	0.0960		0.1662	0.0652
	0.1512	0.0688		0.1681	0.0861		0.1628	0.0554
	0.1463	0.0700		0.1631	0.0873		0.1578	0.0566
JA5	0.1463	0.0700	JA13	0.1631	0.0873			
	0.1512	0.0688		0.1681	0.0861			
	0.1478	0.0590		0.1647	0.0763			
	0.1428	0.0602		0.1597	0.0775			
JA6	0.1650	0.1082	JA14	0.1597	0.0775			
	0.1700	0.1070		0.1647	0.0763			
	0.1666	0.0972		0.1612	0.0664			
	0.1616	0.0984		0.1562	0.0676			
JA7	0.1616	0.0984	JA15	0.1562	0.0676			
	0.1666	0.0972		0.1612	0.0664			
	0.1631	0.0873		0.1578	0.0566			
	0.1581	0.0885		0.1528	0.0578			
JA8	0.1581	0.0885	JA16	0.1750	0.1058			
	0.1631	0.0873		0.1800	0.1046			
	0.1597	0.0775		0.1766	0.0948			
	0.1547	0.0787		0.1716	0.0960			

AUTOMOTIVE BIN SELECTION

Interior / Ice Blue



Bin Range of Chromaticity Coordinates Specifications

Bin Code	CIE X	CIE Y	Bin Code	CIE X	CIE Y
CM0	0.1940	0.3415	CL1	0.1960	0.3200
	0.1996	0.3605		0.2016	0.3390
	0.2072	0.3580		0.2092	0.3366
	0.2016	0.3390		0.2036	0.3176
CM1	0.2016	0.3390	CL2	0.2036	0.3176
	0.2072	0.3580		0.2092	0.3366
	0.2148	0.3556		0.2168	0.3341
	0.2092	0.3366		0.2112	0.3151
CM2	0.2092	0.3366	CL3	0.2112	0.3151
	0.2148	0.3556		0.2168	0.3341
	0.2224	0.3531		0.2244	0.3316
	0.2168	0.3341		0.2188	0.3126
CM3	0.2168	0.3341	CL4	0.2188	0.3126
	0.2224	0.3531		0.2244	0.3316
	0.2299	0.3506		0.2319	0.3291
	0.2244	0.3316		0.2264	0.3101
CM4	0.2244	0.3316	CL5	0.2264	0.3101
	0.2299	0.3506		0.2319	0.3291
	0.2375	0.3481		0.2395	0.3267
	0.2319	0.3291		0.2340	0.3077
CM5	0.2319	0.3291	CK0	0.1828	0.3035
	0.2375	0.3481		0.1884	0.3225
	0.2451	0.3457		0.1960	0.3200
	0.2395	0.3267		0.1904	0.3010
CL0	0.1884	0.3225	CK1	0.1904	0.3010
	0.1940	0.3415		0.1960	0.3200
	0.2016	0.3390		0.2036	0.3176
	0.1960	0.3200		0.1980	0.2986

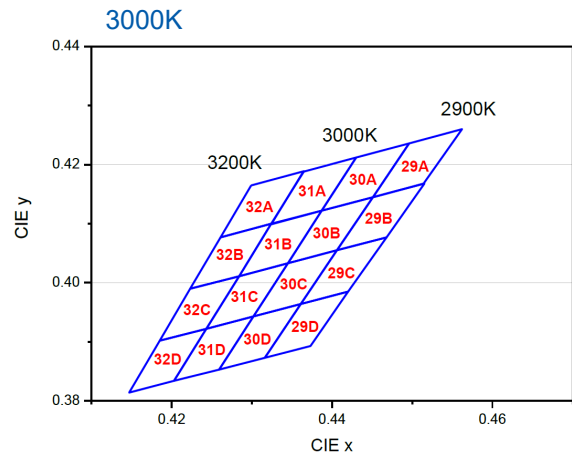
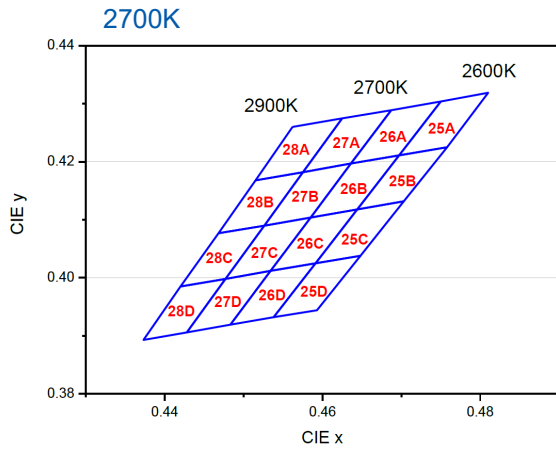
Bin Code	CIE X	CIE Y	Bin Code	CIE X	CIE Y
CK2	0.1980	0.2986	CH1	0.1792	0.2630
	0.2036	0.3176		0.1848	0.2820
	0.2112	0.3151		0.1924	0.2796
	0.2056	0.2961		0.1869	0.2606
CK3	0.2056	0.2961	CH2	0.1869	0.2606
	0.2112	0.3151		0.1924	0.2796
	0.2188	0.3126		0.2000	0.2771
	0.2132	0.2936		0.1945	0.2581
CK4	0.2132	0.2936	CH3	0.1945	0.2581
	0.2188	0.3126		0.2000	0.2771
	0.2264	0.3101		0.2077	0.2746
	0.2208	0.2911		0.2021	0.2556
CK5	0.2208	0.2911	CH4	0.2021	0.2556
	0.2264	0.3101		0.2077	0.2746
	0.2340	0.3077		0.2153	0.2721
	0.2284	0.2887		0.2097	0.2531
CJ0	0.1772	0.2845	CH5	0.2097	0.2531
	0.1828	0.3035		0.2153	0.2721
	0.1904	0.3010		0.2229	0.2697
	0.1848	0.2820		0.2173	0.2507
CJ1	0.1848	0.2820	CG0	0.1660	0.2465
	0.1904	0.3010		0.1716	0.2655
	0.1980	0.2986		0.1792	0.2630
	0.1924	0.2796		0.1736	0.2440
CJ2	0.1924	0.2796	CG1	0.1736	0.2440
	0.1980	0.2986		0.1792	0.2630
	0.2056	0.2961		0.1869	0.2606
	0.2000	0.2771		0.1813	0.2416
CJ3	0.2000	0.2771	CG2	0.1813	0.2416
	0.2056	0.2961		0.1869	0.2606
	0.2132	0.2936		0.1945	0.2581
	0.2077	0.2746		0.1889	0.2391
CJ4	0.2077	0.2746	CG3	0.1889	0.2391
	0.2132	0.2936		0.1945	0.2581
	0.2208	0.2911		0.2021	0.2556
	0.2153	0.2721		0.1965	0.2366
CJ5	0.2153	0.2721	CG4	0.1965	0.2366
	0.2208	0.2911		0.2021	0.2556
	0.2284	0.2887		0.2097	0.2531
	0.2229	0.2697		0.2043	0.2341
CH0	0.1716	0.2655	CG5	0.2043	0.2341
	0.1772	0.2845		0.2097	0.2531
	0.1848	0.2820		0.2173	0.2507
	0.1792	0.2630		0.2118	0.2317

Bin Code	CIE X	CIE Y	Bin Code	CIE X	CIE Y
CF0	0.1604	0.2275	CE5	0.1930	0.1961
	0.1660	0.2465		0.1986	0.2151
	0.1736	0.2440		0.2062	0.2127
	0.1680	0.2250		0.2007	0.1937
CF1	0.1680	0.2250	CD0	0.1492	0.1895
	0.1736	0.2440		0.1548	0.2085
	0.1813	0.2416		0.1624	0.2060
	0.1757	0.2226		0.1568	0.1870
CF2	0.1757	0.2226	CD1	0.1568	0.1870
	0.1813	0.2416		0.1624	0.2060
	0.1889	0.2391		0.1701	0.2036
	0.1833	0.2201		0.1645	0.1846
CF3	0.1833	0.2201	CD2	0.1645	0.1846
	0.1889	0.2391		0.1701	0.2036
	0.1965	0.2366		0.1777	0.2011
	0.1909	0.2176		0.1721	0.1821
CF4	0.1909	0.2176	CD3	0.1721	0.1821
	0.1965	0.2366		0.1777	0.2011
	0.2043	0.2341		0.1854	0.1986
	0.1986	0.2151		0.1798	0.1796
CF5	0.1986	0.2151	CD4	0.1798	0.1796
	0.2043	0.2341		0.1854	0.1986
	0.2118	0.2317		0.1930	0.1961
	0.2062	0.2127		0.1875	0.1771
CE0	0.1548	0.2085	CD5	0.1875	0.1771
	0.1604	0.2275		0.1930	0.1961
	0.1680	0.2250		0.2007	0.1937
	0.1624	0.2060		0.1951	0.1747
CE1	0.1624	0.2060	CC0	0.1436	0.1705
	0.1680	0.2250		0.1492	0.1895
	0.1757	0.2226		0.1568	0.1870
	0.1701	0.2036		0.1513	0.1680
CE2	0.1701	0.2036	CC1	0.1513	0.1680
	0.1757	0.2226		0.1568	0.1870
	0.1833	0.2201		0.1645	0.1846
	0.1777	0.2011		0.1589	0.1656
CE3	0.1777	0.2011	CC2	0.1589	0.1656
	0.1833	0.2201		0.1645	0.1846
	0.1909	0.2176		0.1721	0.1821
	0.1854	0.1986		0.1666	0.1631
CE4	0.1854	0.1986	CC3	0.1666	0.1631
	0.1909	0.2176		0.1721	0.1821
	0.1986	0.2151		0.1798	0.1796
	0.1930	0.1961		0.1742	0.1606

Bin Code	CIE X	CIE Y	Bin Code	CIE X	CIE Y
CC4	0.1742	0.1606	CB5	0.1764	0.1391
	0.1798	0.1796		0.1819	0.1581
	0.1875	0.1771		0.1896	0.1557
	0.1819	0.1581		0.1840	0.1367
CC5	0.1819	0.1581	CA0	0.1324	0.1325
	0.1875	0.1771		0.1380	0.1515
	0.1951	0.1747		0.1457	0.1490
	0.1896	0.1557		0.1401	0.1300
CB0	0.1380	0.1515	CA1	0.1401	0.1300
	0.1436	0.1705		0.1457	0.1490
	0.1513	0.1680		0.1533	0.1466
	0.1457	0.1490		0.1477	0.1276
CB1	0.1457	0.1490	CA2	0.1477	0.1276
	0.1513	0.1680		0.1533	0.1466
	0.1589	0.1656		0.1610	0.1441
	0.1533	0.1466		0.1554	0.1251
CB2	0.1533	0.1466	CA3	0.1554	0.1251
	0.1589	0.1656		0.1610	0.1441
	0.1666	0.1631		0.1687	0.1416
	0.1610	0.1441		0.1631	0.1226
CB3	0.1610	0.1441	CA4	0.1631	0.1226
	0.1666	0.1631		0.1687	0.1416
	0.1742	0.1606		0.1764	0.1391
	0.1687	0.1416		0.1708	0.1201
CB4	0.1687	0.1416	CA5	0.1708	0.1201
	0.1742	0.1606		0.1764	0.1391
	0.1819	0.1581		0.1840	0.1367
	0.1764	0.1391		0.1785	0.1177

AUTOMOTIVE BIN SELECTION

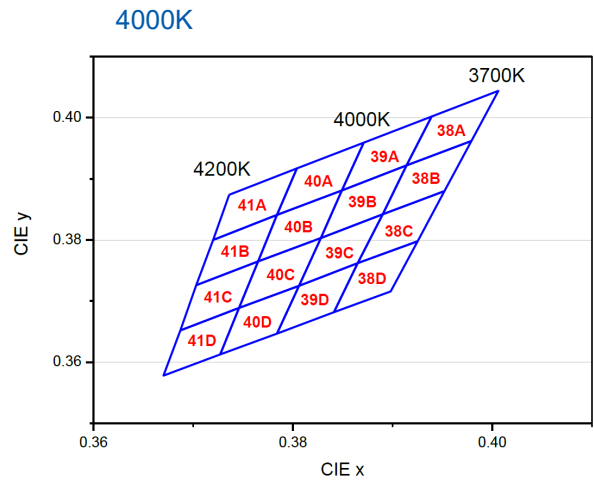
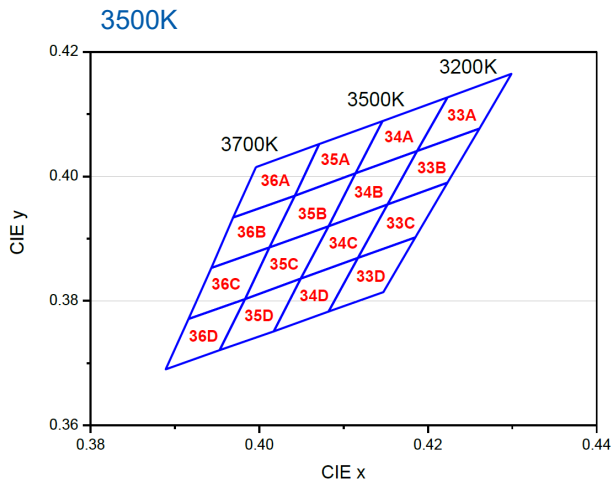
Interior / 5630/2835



Bin Range of Chromaticity Coordinates Specifications

CCT	Bin Code	CIE X	CIE Y	Bin Code	CIE X	CIE Y
2700K	25A	0.4750	0.4304	25B	0.4697	0.4211
		0.4697	0.4211		0.4644	0.4118
		0.4758	0.4225		0.4703	0.4132
		0.4810	0.4319		0.4758	0.4225
	25C	0.4644	0.4118	25D	0.4591	0.4025
		0.4591	0.4025		0.4538	0.3932
		0.4648	0.4038		0.4593	0.3944
		0.4703	0.4132		0.4648	0.4038
	26A	0.4687	0.4289	26B	0.4636	0.4197
		0.4636	0.4197		0.4585	0.4104
		0.4697	0.4211		0.4644	0.4118
		0.4750	0.4304		0.4697	0.4211
	26C	0.4585	0.4104	26D	0.4534	0.4012
		0.4534	0.4012		0.4483	0.3919
		0.4591	0.4025		0.4538	0.3932
		0.4644	0.4118		0.4591	0.4025
	27A	0.4625	0.4275	27B	0.4575	0.4182
		0.4575	0.4182		0.4526	0.4090
		0.4636	0.4197		0.4585	0.4104
		0.4687	0.4289		0.4636	0.4197
	27C	0.4526	0.4090	27D	0.4477	0.3998
		0.4477	0.3998		0.4428	0.3906
		0.4534	0.4012		0.4483	0.3919
		0.4585	0.4104		0.4534	0.4012
	28A	0.4562	0.4260	28B	0.4515	0.4168
		0.4515	0.4168		0.4468	0.4077
		0.4575	0.4182		0.4526	0.4090
		0.4625	0.4275		0.4575	0.4182
	28C	0.4468	0.4077	28D	0.4420	0.3985
		0.4420	0.3985		0.4373	0.3893
		0.4477	0.3998		0.4428	0.3906
		0.4526	0.4090		0.4477	0.3998

CCT	Bin Code	CIE X	CIE Y	Bin Code	CIE X	CIE Y
3000K	29A	0.4496	0.4236	29B	0.4451	0.4145
		0.4451	0.4145		0.4406	0.4055
		0.4514	0.4168		0.4468	0.4077
		0.4562	0.4260		0.4515	0.4168
	29C	0.4406	0.4055	29D	0.4361	0.3964
		0.4361	0.3964		0.4316	0.3873
		0.4420	0.3985		0.4373	0.3893
		0.4468	0.4077		0.4420	0.3985
	30A	0.4430	0.4212	30B	0.4387	0.4122
		0.4387	0.4122		0.4345	0.4033
		0.4451	0.4145		0.4406	0.4055
		0.4496	0.4236		0.4451	0.4145
	30C	0.4345	0.4033	30D	0.4302	0.3943
		0.4302	0.3943		0.4259	0.3853
		0.4361	0.3964		0.4316	0.3873
		0.4406	0.4055		0.4361	0.3964
	31A	0.4364	0.4188	31B	0.4324	0.4100
		0.4324	0.4099		0.4284	0.4011
		0.4387	0.4122		0.4345	0.4033
		0.4430	0.4212		0.4387	0.4122
	31C	0.4284	0.4011	31D	0.4302	0.3943
		0.4243	0.3922		0.4259	0.3853
		0.4302	0.3943		0.4203	0.3834
		0.4345	0.4033		0.4243	0.3922
	32A	0.4299	0.4165	32B	0.4261	0.4077
		0.4261	0.4077		0.4223	0.3990
		0.4324	0.4100		0.4284	0.4011
		0.4365	0.4189		0.4324	0.4100
	32C	0.4223	0.3990	32D	0.4243	0.3922
		0.4185	0.3902		0.4203	0.3834
		0.4243	0.3922		0.4147	0.3814
		0.4284	0.4011		0.4185	0.3902



Bin Range of Chromaticity Coordinates Specifications

Bin Range of Chromaticity Coordinates Specifications

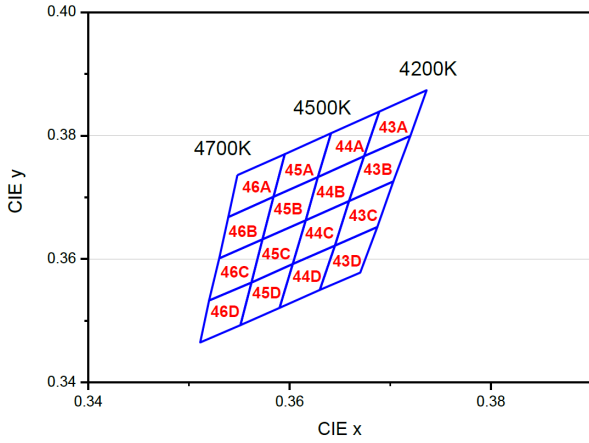
CCT	Bin Code	CIE X	CIE Y	Bin Code	CIE X	CIE Y
3500K	33A	0.4223	0.4127	33B	0.4187	0.4041
		0.4187	0.4041		0.4152	0.3955
		0.4261	0.4077		0.4223	0.3990
		0.4299	0.4165		0.4261	0.4077
	33C	0.4152	0.3955	33D	0.4117	0.3869
		0.4117	0.3869		0.4082	0.3783
		0.4185	0.3902		0.4147	0.3814
		0.4223	0.3990		0.4185	0.3902
	34A	0.4146	0.4089	34B	0.4114	0.4005
		0.4114	0.4005		0.4082	0.3920
		0.4187	0.4041		0.4152	0.3955
		0.4223	0.4127		0.4187	0.4041
	34C	0.4082	0.3920	34D	0.4049	0.3836
		0.4049	0.3836		0.4017	0.3751
		0.4117	0.3869		0.4082	0.3783
		0.4152	0.3955		0.4117	0.3869
	35A	0.4071	0.4052	35B	0.4042	0.3969
		0.4042	0.3969		0.4012	0.3886
		0.4114	0.4005		0.4082	0.3920
		0.4146	0.4089		0.4114	0.4005
	35C	0.4012	0.3886	35D	0.3983	0.3803
		0.3983	0.3803		0.3953	0.3721
		0.4049	0.3836		0.4017	0.3751
		0.4082	0.3920		0.4049	0.3836
36A	0.3996	0.4015	36B	0.3969	0.3934	
	0.3969	0.3934		0.3943	0.3853	
	0.4042	0.3969		0.4012	0.3886	
	0.4071	0.4052		0.4042	0.3969	
36C	0.3943	0.3853	36D	0.3916	0.3771	
	0.3916	0.3771		0.3889	0.3690	
	0.3983	0.3803		0.3953	0.3721	
	0.4012	0.3886		0.3983	0.3803	

CCT	Bin Code	CIE X	CIE Y	Bin Code	CIE X	CIE Y
4000K	38A	0.3939	0.4002	38B	0.3914	0.3922
		0.3914	0.3922		0.3890	0.3842
		0.3979	0.3962		0.3952	0.3880
		0.4006	0.4044		0.3979	0.3962
	38C	0.3890	0.3842	38D	0.3865	0.3762
		0.3865	0.3762		0.3841	0.3682
		0.3925	0.3798		0.3898	0.3716
		0.3952	0.3880		0.3925	0.3798
	39A	0.3871	0.3959	39B	0.3849	0.3881
		0.3849	0.3881		0.3828	0.3803
		0.3914	0.3922		0.3890	0.3842
		0.3939	0.4002		0.3914	0.3922
	39C	0.3828	0.3803	39D	0.3806	0.3725
		0.3806	0.3725		0.3784	0.3647
		0.3865	0.3762		0.3841	0.3682
		0.3890	0.3842		0.3865	0.3762
	40A	0.3804	0.3917	40B	0.3784	0.3841
		0.3784	0.3841		0.3765	0.3765
		0.3849	0.3881		0.3828	0.3803
		0.3871	0.3959		0.3849	0.3881
	40C	0.3765	0.3765	40D	0.3746	0.3689
		0.3746	0.3689		0.3727	0.3613
		0.3806	0.3725		0.3784	0.3647
		0.3828	0.3803		0.3806	0.3725
41A	0.3736	0.3874	41B	0.3720	0.3800	
	0.3720	0.3800		0.3703	0.3726	
	0.3784	0.3841		0.3765	0.3765	
	0.3804	0.3917		0.3784	0.3841	
41C	0.3703	0.3726	41D	0.3687	0.3652	
	0.3687	0.3652		0.3670	0.3578	
	0.3746	0.3689		0.3727	0.3613	
	0.3765	0.3765		0.3746	0.3689	

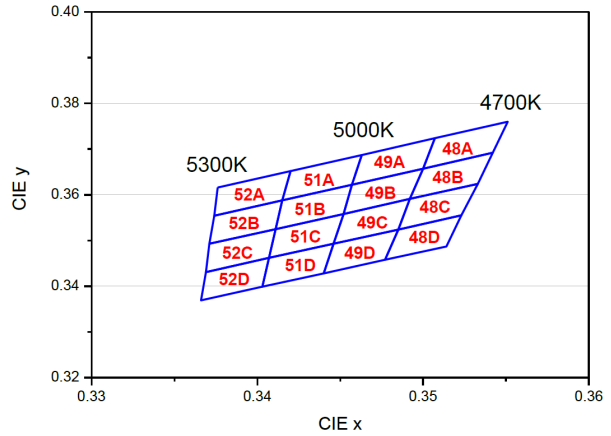
AUTOMOTIVE BIN SELECTION

Interior / 5630/2835

4500K

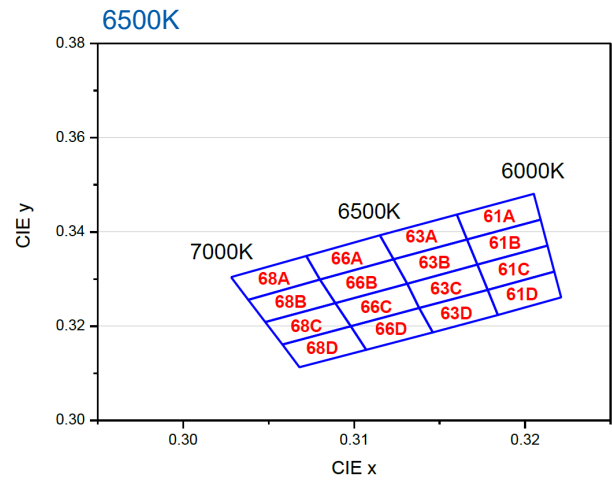
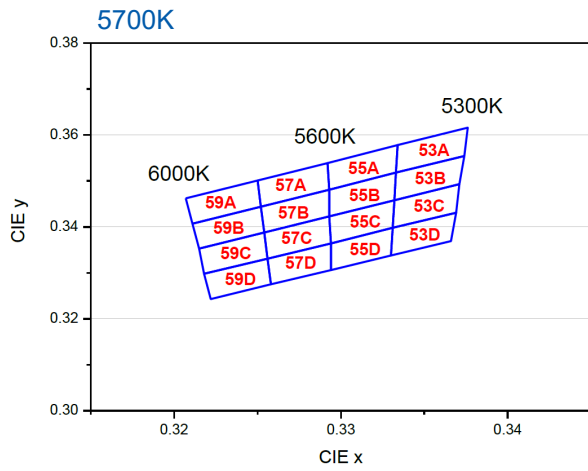


5000K



CCT	Bin Code	CIE X	CIE Y	Bin Code	CIE X	CIE Y
4500K	43A	0.3689	0.3839	43B	0.3674	0.3767
		0.3674	0.3767		0.3659	0.3694
		0.3720	0.3800		0.3703	0.3726
		0.3736	0.3874		0.3720	0.3800
	43C	0.3659	0.3694	43D	0.3645	0.3622
		0.3645	0.3622		0.3630	0.3550
		0.3687	0.3652		0.3670	0.3578
		0.3703	0.3726		0.3687	0.3652
	44A	0.3641	0.3804	44B	0.3628	0.3733
		0.3628	0.3733		0.3616	0.3663
		0.3674	0.3767		0.3659	0.3694
		0.3689	0.3839		0.3674	0.3767
	44C	0.3616	0.3663	44D	0.3603	0.3592
		0.3603	0.3592		0.3590	0.3521
		0.3645	0.3622		0.3630	0.3550
		0.3659	0.3694		0.3645	0.3622
	45A	0.3595	0.3770	45B	0.3584	0.3701
		0.3584	0.3701		0.3573	0.3632
		0.3628	0.3733		0.3616	0.3663
		0.3641	0.3804		0.3628	0.3733
	45C	0.3573	0.3632	45D	0.3562	0.3562
		0.3562	0.3562		0.3551	0.3493
		0.3603	0.3592		0.3590	0.3521
		0.3616	0.3663		0.3603	0.3592
46A	0.3548	0.3736	46B	0.3539	0.3668	
	0.3539	0.3668		0.3530	0.3601	
	0.3584	0.3701		0.3573	0.3632	
	0.3595	0.3770		0.3584	0.3701	
46C	0.3530	0.3601	46D	0.3520	0.3533	
	0.3520	0.3533		0.3511	0.3465	
	0.3562	0.3562		0.3551	0.3493	
	0.3573	0.3632		0.3562	0.3562	

CCT	Bin Code	CIE X	CIE Y	Bin Code	CIE X	CIE Y
5000K	48A	0.3507	0.3724	48B	0.3500	0.3657
		0.3500	0.3657		0.3492	0.3591
		0.3542	0.3692		0.3533	0.3624
		0.3551	0.3760		0.3542	0.3692
	48C	0.3492	0.3591	48D	0.3485	0.3524
		0.3485	0.3524		0.3477	0.3458
		0.3523	0.3555		0.3514	0.3487
		0.3533	0.3624		0.3523	0.3555
	49A	0.3463	0.3687	49B	0.3457	0.3622
		0.3457	0.3622		0.3452	0.3558
		0.3500	0.3657		0.3492	0.3591
		0.3507	0.3724		0.3500	0.3657
	49C	0.3452	0.3558	49D	0.3446	0.3493
		0.3446	0.3493		0.3440	0.3428
		0.3485	0.3524		0.3477	0.3458
		0.3492	0.3591		0.3485	0.3524
	51A	0.3420	0.3652	51B	0.3415	0.3588
		0.3415	0.3588		0.3411	0.3525
		0.3457	0.3622		0.3452	0.3558
		0.3463	0.3687		0.3457	0.3622
	51C	0.3411	0.3525	51D	0.3407	0.3462
		0.3407	0.3462		0.3403	0.3399
		0.3446	0.3493		0.3440	0.3428
		0.3452	0.3558		0.3446	0.3493
52A	0.3376	0.3616	52B	0.3374	0.3554	
	0.3374	0.3554		0.3371	0.3493	
	0.3415	0.3588		0.3411	0.3525	
	0.3420	0.3652		0.3415	0.3588	
52C	0.3371	0.3493	52D	0.3369	0.3431	
	0.3369	0.3431		0.3366	0.3369	
	0.3407	0.3462		0.3403	0.3399	
	0.3411	0.3525		0.3407	0.3462	



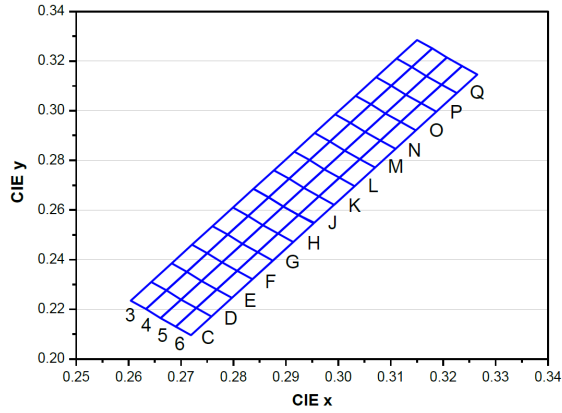
Bin Range of Chromaticity Coordinates Specifications

CCT	Bin Code	CIE X	CIE Y	Bin Code	CIE X	CIE Y
5700K	53A	0.3334	0.3578	53B	0.3333	0.3518
		0.3333	0.3518		0.3332	0.3458
		0.3374	0.3554		0.3371	0.3493
		0.3376	0.3616		0.3374	0.3554
	53C	0.3332	0.3458	53D	0.3331	0.3398
		0.3331	0.3398		0.3330	0.3338
		0.3369	0.3431		0.3366	0.3369
		0.3371	0.3493		0.3369	0.3431
	55A	0.3292	0.3539	55B	0.3293	0.3481
		0.3293	0.3481		0.3293	0.3423
		0.3333	0.3518		0.3332	0.3458
		0.3334	0.3578		0.3333	0.3518
	55C	0.3293	0.3423	55D	0.3294	0.3364
		0.3294	0.3364		0.3294	0.3306
		0.3331	0.3398		0.3330	0.3338
		0.3332	0.3458		0.3331	0.3398
	57A	0.3250	0.3501	57B	0.3252	0.3444
		0.3252	0.3444		0.3254	0.3388
		0.3293	0.3481		0.3293	0.3423
		0.3292	0.3539		0.3293	0.3481
	57C	0.3254	0.3388	57D	0.3256	0.3331
		0.3256	0.3331		0.3258	0.3275
		0.3294	0.3364		0.3294	0.3306
		0.3293	0.3423		0.3294	0.3364
	59A	0.3207	0.3462	59B	0.3211	0.3407
		0.3211	0.3407		0.3215	0.3353
		0.3252	0.3444		0.3254	0.3388
		0.3250	0.3501		0.3252	0.3444
	59C	0.3215	0.3353	59D	0.3218	0.3298
		0.3218	0.3298		0.3222	0.3243
		0.3256	0.3331		0.3258	0.3275
		0.3254	0.3388		0.3256	0.3331

CCT	Bin Code	CIE X	CIE Y	Bin Code	CIE X	CIE Y
6500K	61A	0.3160	0.3437	61B	0.3166	0.3384
		0.3166	0.3384		0.3172	0.3331
		0.3209	0.3426		0.3213	0.3371
		0.3205	0.3481		0.3209	0.3426
		0.3172	0.3331		0.3178	0.3277
	61C	0.3178	0.3277	61D	0.3184	0.3224
		0.3217	0.3316		0.3221	0.3261
		0.3213	0.3371		0.3217	0.3316
		0.3115	0.3393		0.3123	0.3342
	63A	0.3123	0.3342	63B	0.3131	0.3290
		0.3166	0.3384		0.3172	0.3331
		0.3160	0.3437		0.3166	0.3384
		0.3131	0.3290		0.3138	0.3239
	63C	0.3138	0.3239	63D	0.3146	0.3187
		0.3178	0.3277		0.3184	0.3224
		0.3172	0.3331		0.3178	0.3277
		0.3072	0.3349		0.3080	0.3299
	66A	0.3080	0.3299	66B	0.3089	0.3249
		0.3123	0.3342		0.3131	0.3290
		0.3115	0.3393		0.3123	0.3342
		0.3089	0.3249		0.3098	0.3200
	66C	0.3098	0.3200	66D	0.3107	0.3150
		0.3138	0.3239		0.3146	0.3187
		0.3131	0.3290		0.3138	0.3239
		0.3028	0.3304		0.3038	0.3256
	68A	0.3038	0.3256	68B	0.3048	0.3209
		0.3080	0.3299		0.3089	0.3249
		0.3072	0.3349		0.3080	0.3299
		0.3048	0.3209		0.3058	0.3161
	68C	0.3058	0.3161	68D	0.3068	0.3113
		0.3098	0.3200		0.3107	0.3150
		0.3089	0.3249		0.3098	0.3200

AUTOMOTIVE BIN SELECTION

Interior / Backlight



Bin Range of Chromaticity Coordinates Specifications

Bin Code	CIE X	CIE Y	Bin Code	CIE X	CIE Y
Q3	0.3140	0.3176	J3	0.2867	0.2651
	0.3111	0.3210		0.2838	0.2685
	0.3150	0.3285		0.2877	0.2760
	0.3179	0.3251		0.2906	0.2726
P3	0.3101	0.3101	Q4	0.3168	0.3139
	0.3072	0.3135		0.3140	0.3176
	0.3111	0.3210		0.3179	0.3251
	0.3140	0.3176		0.3207	0.3214
O3	0.3062	0.3026	P4	0.3129	0.3064
	0.3033	0.3060		0.3101	0.3101
	0.3072	0.3135		0.3140	0.3176
	0.3101	0.3101		0.3168	0.3139
N3	0.3023	0.2951	O4	0.3090	0.2989
	0.2994	0.2985		0.3062	0.3026
	0.3033	0.3060		0.3101	0.3101
	0.3062	0.3026		0.3129	0.3064
M3	0.2984	0.2876	N4	0.3051	0.2914
	0.2955	0.2910		0.3023	0.2951
	0.2994	0.2985		0.3062	0.3026
	0.3023	0.2951		0.3090	0.2989
L3	0.2945	0.2801	M4	0.3012	0.2839
	0.2916	0.2835		0.2984	0.2876
	0.2955	0.2910		0.3023	0.2951
	0.2984	0.2876		0.3051	0.2914
K3	0.2906	0.2726	L4	0.2973	0.2764
	0.2877	0.2760		0.2945	0.2801
	0.2916	0.2835		0.2984	0.2876
	0.2945	0.2801		0.3012	0.2839

Bin Code	CIE X	CIE Y	Bin Code	CIE X	CIE Y
K4	0.2934	0.2689	P6	0.3187	0.2996
	0.2906	0.2726		0.3158	0.3030
	0.2945	0.2801		0.3197	0.3105
	0.2973	0.2764		0.3226	0.3071
J4	0.2895	0.2614	O6	0.3148	0.2921
	0.2867	0.2651		0.3119	0.2955
	0.2906	0.2726		0.3158	0.3030
	0.2934	0.2689		0.3187	0.2996
Q5	0.3197	0.3105	N6	0.3109	0.2846
	0.3168	0.3139		0.3080	0.2880
	0.3207	0.3214		0.3119	0.2955
	0.3236	0.3180		0.3148	0.2921
P5	0.3158	0.3030	M6	0.3070	0.2771
	0.3129	0.3064		0.3041	0.2805
	0.3168	0.3139		0.3080	0.2880
	0.3197	0.3105		0.3109	0.2846
O5	0.3119	0.2955	L6	0.3031	0.2696
	0.3090	0.2989		0.3002	0.2730
	0.3129	0.3064		0.3041	0.2805
	0.3158	0.3030		0.3070	0.2771
N5	0.3080	0.2880	K6	0.2992	0.2621
	0.3051	0.2914		0.2963	0.2655
	0.3090	0.2989		0.3002	0.2730
	0.3119	0.2955		0.3031	0.2696
M5	0.3041	0.2805	J6	0.2953	0.2546
	0.3012	0.2839		0.2924	0.2580
	0.3051	0.2914		0.2963	0.2655
	0.3080	0.2880		0.2992	0.2621
L5	0.3002	0.2730	H3	0.2828	0.2576
	0.2973	0.2764		0.2799	0.2610
	0.3012	0.2839		0.2838	0.2685
	0.3041	0.2805		0.2867	0.2651
K5	0.2963	0.2655	G3	0.2789	0.2501
	0.2934	0.2689		0.2760	0.2535
	0.2973	0.2764		0.2799	0.2610
	0.3002	0.2730		0.2828	0.2576
J5	0.2924	0.2580	F3	0.2750	0.2426
	0.2895	0.2614		0.2721	0.2460
	0.2934	0.2689		0.2760	0.2535
	0.2963	0.2655		0.2789	0.2501
Q6	0.3226	0.3071	E3	0.2711	0.2351
	0.3197	0.3105		0.2682	0.2385
	0.3236	0.3180		0.2721	0.2460
	0.3265	0.3146		0.2750	0.2426

Bin Code	CIE X	CIE Y	Bin Code	CIE X	CIE Y
D3	0.2672	0.2276	E5	0.2768	0.2280
	0.2643	0.2310		0.2739	0.2314
	0.2682	0.2385		0.2778	0.2389
	0.2711	0.2351		0.2807	0.2355
C3	0.2633	0.2201	D5	0.2729	0.2205
	0.2604	0.2235		0.2700	0.2239
	0.2643	0.2310		0.2739	0.2314
	0.2672	0.2276		0.2768	0.2280
H4	0.2856	0.2539	C5	0.2690	0.2130
	0.2828	0.2576		0.2661	0.2164
	0.2867	0.2651		0.2700	0.2239
	0.2895	0.2614		0.2729	0.2205
G4	0.2817	0.2464	H6	0.2914	0.2471
	0.2789	0.2501		0.2885	0.2505
	0.2828	0.2576		0.2924	0.2580
	0.2856	0.2539		0.2953	0.2546
F4	0.2778	0.2389	G6	0.2875	0.2396
	0.2750	0.2426		0.2846	0.2430
	0.2789	0.2501		0.2885	0.2505
	0.2817	0.2464		0.2914	0.2471
E4	0.2739	0.2314	F6	0.2836	0.2321
	0.2711	0.2351		0.2807	0.2355
	0.2750	0.2426		0.2846	0.2430
	0.2778	0.2389		0.2875	0.2396
D4	0.2700	0.2239	E6	0.2797	0.2246
	0.2672	0.2276		0.2768	0.2280
	0.2711	0.2351		0.2807	0.2355
	0.2739	0.2314		0.2836	0.2321
C4	0.2661	0.2164	D6	0.2758	0.2171
	0.2633	0.2201		0.2729	0.2205
	0.2672	0.2276		0.2768	0.2280
	0.2700	0.2239		0.2797	0.2246
H5	0.2885	0.2505	C6	0.2719	0.2096
	0.2856	0.2539		0.2690	0.2130
	0.2895	0.2614		0.2729	0.2205
	0.2924	0.2580		0.2758	0.2171
G5	0.2846	0.2430			
	0.2817	0.2464			
	0.2856	0.2539			
	0.2885	0.2505			
F5	0.2807	0.2355			
	0.2778	0.2389			
	0.2817	0.2464			
	0.2846	0.2430			



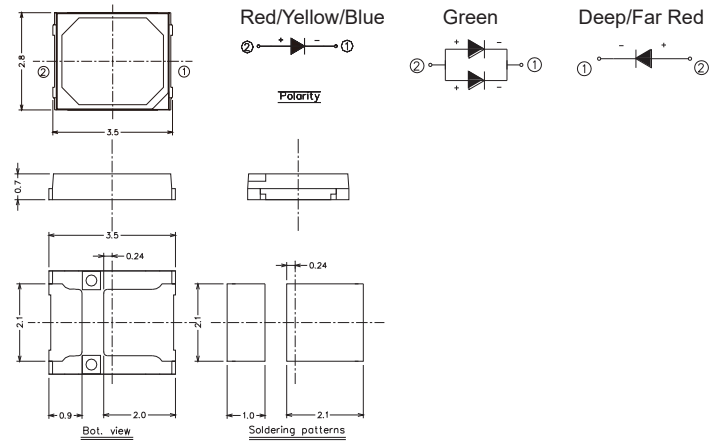
VISIBLE LED

- 54** Lighting LED
- 73** Horticulture Lighting LED
- 75** UV
- 83** Flash LED
- 89** SMD LED
- 134** LED Lamps
- 151** LED Digital Displays
- 169** Signage LED
- 176** Automotive LED
- 195** Backlighting LED

Lighting | 2835(67-xxS)



UNIT : mm

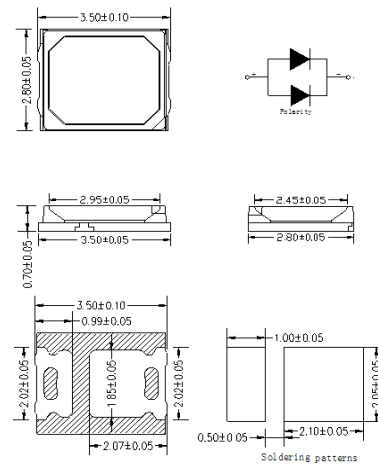


0.2W / 3V

Product	Dimension (mm)	Forward Voltage (V)	Forward Current (mA)	Color	CCT (K)	Luminous Flux(Min.)	Luminous Flux(Typ.)
67-21S/B3C-D4555D5D72936Z6/2T	2.8x3.5x0.7	2.9~3.6	60	Blue	445~455nm	2.5lm	3.25lm
G67-12S/G2C-D1525L4L82934Z6/2T	2.8x3.5x0.7	2.9~3.4	60	Green	515~525nm	13lm	15.5lm
67-21S/R2C-D2030B8L31926Z6/2T	2.8x3.5x0.7	1.9~2.6	60	Red	620~630nm	9lm	11lm
67-21S/Y2C-D8595B7L32128Z6/2T	2.8x3.5x0.7	2.1~2.8	60	Yellow	585~595nm	8.5lm	10.75lm
67-21S/NDR2C-P5080B2C12029Z6/2T	2.8x3.5x0.7	2.0~2.9	60	Deep Red	650~680nm	40mW	70mW
67-21S/NFR2C-P2050A3B21522Z6/2T	2.8x3.5x0.7	1.5~2.2	60	FarRed	720~750nm	15mW	32.5mW



UNIT : mm



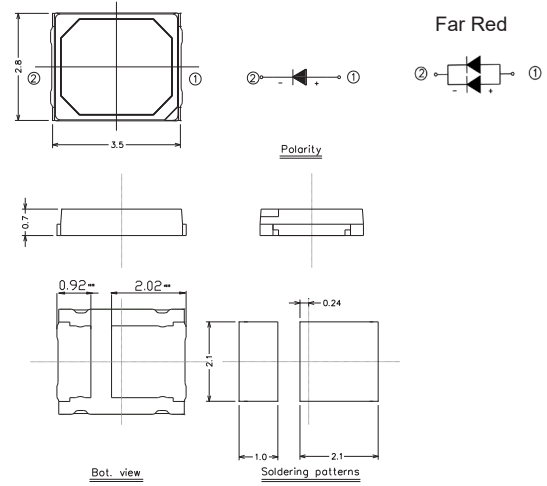
0.2W / 3V

Product	Dimension (mm)	Forward Voltage (V)	Forward Current (mA)	Color	CCT (K)	Luminous Flux(Min.)	Luminous Flux(Typ.)	CRI (Min)	Luminous Efficacy (lm/W)
67-22ST/KKE-5M273229Z6/2T	2.8x3.5x0.7	2.6~2.9	60	Warm White	2700	32	33	80	165
67-22ST/KKE-5M303329Z6/2T	2.8x3.5x0.7	2.6~2.9	60	Warm White	3000	33	34	80	170
67-22ST/KKE-5M353529Z6/2T	2.8x3.5x0.7	2.6~2.9	60	Warm White	3500	35	36	80	180
67-22ST/KKE-5M403629Z6/2T	2.8x3.5x0.7	2.6~2.9	60	Neutral White	4000	36	37	80	185
67-22ST/KKE-5M503629Z6/2T	2.8x3.5x0.7	2.6~2.9	60	Cool White	5000	36	37	80	185
67-22ST/KKE-5M573629Z6/2T	2.8x3.5x0.7	2.6~2.9	60	Cool White	5700	36	37	80	185
67-22ST/KKE-5M653529Z6/2T	2.8x3.5x0.7	2.6~2.9	60	Cool White	6500	35	36	80	180

Lighting | 2835(67-xxS)




UNIT : mm

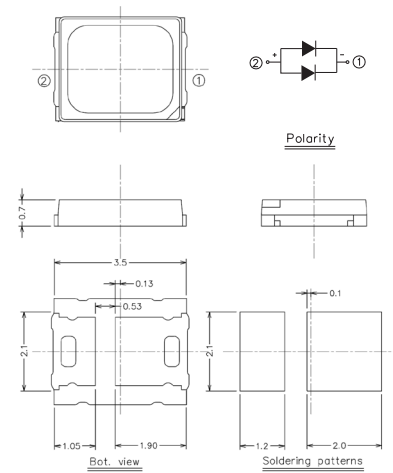


0.5W / 3V

Product	Dimension (mm)	Forward Voltage (V)	Forward Current (mA)	Color	CCT (K)	Luminous Flux(Min.)	Luminous Flux(Typ.)
67-21S/NB3C-D6575B8L52936Z15/2T	2.8x3.5x0.7	2.9~3.6	150	Blue	465~475nm	9lm	12lm
67-21S/NG3C-D2035N3PB2936Z15/2T	2.8x3.5x0.7	2.9~3.6	150	Green	520~535nm	24lm	34.5lm
G67-21S/R3C-D1530L6M41829Z15/2T	2.8x3.5x0.7	1.8~2.9	150	Red	615~630nm	15lm	19.5lm
67-21S/NY3C-D9000L2L81828Z15/2T	2.8x3.5x0.7	1.8~2.8	150	Yellow	590~600nm	11lm	19lm
67-21S/NDR3C-P5080C1C51827Z15/2T	2.8x3.5x0.7	1.8~2.7	150	Deep Red	650~680nm	80mW	130mW
67-22ST/NFR3C-P2050C1C41827Z15/2T	2.8x3.5x0.7	1.8~2.7	150	FarRed	720~750nm	80mW	130mW



UNIT : mm



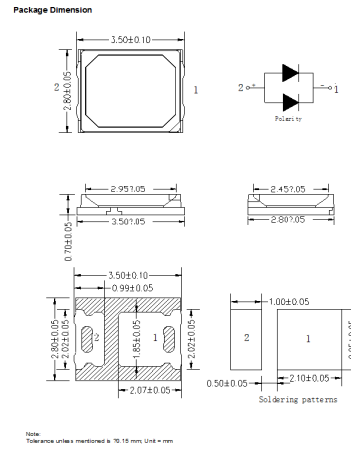
0.5W / 3V

Product	Dimension (mm)	Forward Voltage (V)	Forward Current (mA)	Color	CCT (K)	Luminous Flux (Min.)	Luminous Flux (Typ.)	CRI (Min.)	Luminous Efficacy (lm/W)
67-22ST/KKX-N277530Z15/2T	2.8x3.5x0.7	2.7~3.0	150	Warm White	2700	75	79	80	192
67-22ST/KKX-N308030Z15/2T	2.8x3.5x0.7	2.7~3.0	150	Warm White	3000	80	84	80	204
67-22ST/KKX-N358030Z15/2T	2.8x3.5x0.7	2.7~3.0	150	Warm White	3500	80	84	80	204
67-22ST/KKX-N408530Z15/2T	2.8x3.5x0.7	2.7~3.0	150	Neutral White	4000	85	89	80	216
67-22ST/KKX-N508530Z15/2T	2.8x3.5x0.7	2.7~3.0	150	Cool White	5000	85	89	80	216
67-22ST/KKX-N578530Z15/2T	2.8x3.5x0.7	2.7~3.0	150	Cool White	5700	85	89	80	216

Lighting | 2835(67-xxS)



UNIT : mm

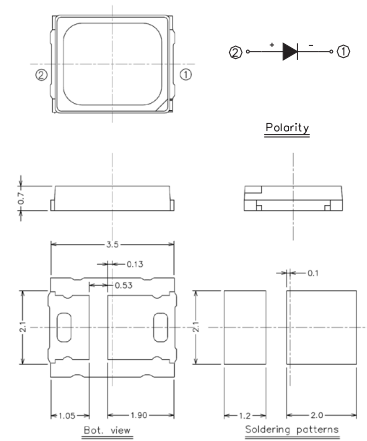


0.5W / 3V

Product	Dimension (mm)	Forward Voltage (V)	Forward Current (mA)	Color	CCT (K)	Luminous Flux (Min.)	Luminous Flux (Typ.)	CRI (Min)	Luminous Efficacy (lm/W)
67-22ST/KK9C-H278030Z15/2T(EMM)	2.8x3.5x0.7	2.7~3.0	150	● Warm White	2700	80	84	80	168
67-22ST/KK9C-H308530Z15/2T(EMM)	2.8x3.5x0.7	2.7~3.0	150	● Warm White	3000	85	89	80	178
67-22ST/KK9C-H358530Z15/2T(EMM)	2.8x3.5x0.7	2.7~3.0	150	● Warm White	3500	85	89	80	178
67-22ST/KK9C-H409030Z15/2T(EMM)	2.8x3.5x0.7	2.7~3.0	150	● Warm White	4000	90	94	80	188
67-22ST/KK9C-H509030Z15/2T(EMM)	2.8x3.5x0.7	2.7~3.0	150	○ Cool White	5000	90	94	80	188
67-22ST/KK9C-H579030Z15/2T(EMM)	2.8x3.5x0.7	2.7~3.0	150	○ Cool White	5700	90	94	80	188
67-22ST/KK9C-H658830Z15/2T(EMM)	2.8x3.5x0.7	2.7~3.0	150	○ Cool White	6500	88	92	80	184



UNIT : mm



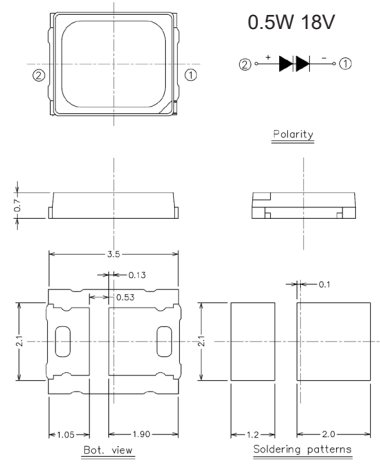
0.5W / 9V

Product	Size (LxWxHmm)	Forward Voltage (V)	Forward Current (mA)	Color	CCT (K)	Luminous Flux (Min.)	Luminous Flux (Typ.)	CRI (min.)	Luminous Efficacy (lm/W)
67-21ST/KK6C-H277096Z6/2T	2.8x3.5x0.7	8.7~9.6	60	● Warm White	2700	70	74	80	133
67-21ST/KK6C-H307396Z6/2T	2.8x3.5x0.7	8.7~9.6	60	● Warm White	3000	73	77	80	138
67-21ST/KK6C-H407696Z6/2T	2.8x3.5x0.7	8.7~9.6	60	○ Neutral White	4000	76	80	80	143
67-21ST/KK6C-H507696Z6/2T	2.8x3.5x0.7	8.7~9.6	60	○ Cool White	5000	76	80	80	143
67-21ST/KK6C-H577696Z6/2T	2.8x3.5x0.7	8.7~9.6	60	○ Cool White	5700	76	80	80	143
67-21ST/KK6C-H657696Z6/2T	2.8x3.5x0.7	8.7~9.6	60	○ Cool White	6500	76	80	80	143

Lighting | 2835(67-xxS)



UNIT : mm



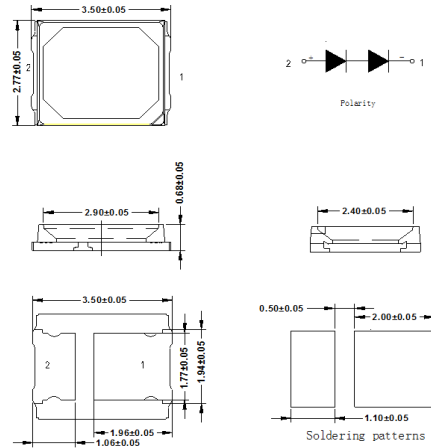
0.5W / 18V

Product	Size (LxWxHmm)	Forward Voltage (V)	Forward Current (mA)	Color	CCT (K)	Luminous Flux (Min.)	Luminous Flux (Typ.)	CRI (min.)	Luminous Efficacy (lm/W)
67-22ST/KKE-N2765200Z3/SZM/2T	2.8x3.5x0.7	17~19	30	● Warm White	2700	65	71	80	128
67-22ST/KKE-N3065200Z3/SZM/2T	2.8x3.5x0.7	17~19	30	● Warm White	3000	65	71	80	128
67-22ST/KKE-N4070200Z3/SZM/2T	2.8x3.5x0.7	17~19	30	○ Neutral White	4000	70	76	80	137
67-22ST/KKE-N5070200Z3/SZM/2T	2.8x3.5x0.7	17~19	30	○ Cool White	5000	70	76	80	137
67-22ST/KKE-N6570200Z3/SZM/2T	2.8x3.5x0.7	17~19	30	○ Cool White	6500	70	76	80	137

Lighting | 2835(67-xxS)



UNIT : mm



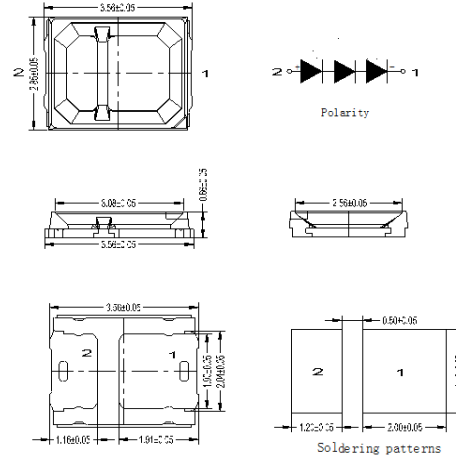
1W / 6V

Product	Size (LxWxHmm)	Forward Voltage (V)	Forward Current (mA)	Color	CCT (K)	Luminous Flux (Min.)	Luminous Flux (Typ.)	CRI (min.)	Luminous Efficacy (lm/W)
67-22ST/KK8C-5M2712068Z15/2T	2.8x3.5x0.7	5.8~6.8	150	● Warm White	2700	120	124	80	124
67-22ST/KK8C-5M3012568Z15/2T	2.8x3.5x0.7	5.8~6.8	150	● Warm White	3000	125	129	80	129
67-22ST/KK8C-5M3513068Z15/2T	2.8x3.5x0.7	5.8~6.8	150	● Warm White	3500	130	134	80	134
67-22ST/KK8C-5M4013568Z15/2T	2.8x3.5x0.7	5.8~6.8	150	○ Neutral White	4000	135	139	80	139
67-22ST/KK8C-5M5013568Z15/2T	2.8x3.5x0.7	5.8~6.8	150	○ Cool White	5000	135	139	80	139
67-22ST/KK8C-5M5713568Z15/2T	2.8x3.5x0.7	5.8~6.8	150	○ Cool White	5700	135	139	80	139
67-22ST/KK8C-5M6013568Z15/2T	2.8x3.5x0.7	5.8~6.8	150	○ Cool White	6000	135	139	80	139
67-22ST/KK8C-5M6513068Z15/2T	2.8x3.5x0.7	5.8~6.8	150	○ Cool White	6500	130	134	80	134
67-22ST/KK8C-5M2712568Z15/2T	2.8x3.5x0.7	5.8~6.8	150	● Warm White	2700	125	129	80	129
67-22ST/KK8C-5M3013068Z15/2T	2.8x3.5x0.7	5.8~6.8	150	● Warm White	3000	130	134	80	134
67-22ST/KK8C-5M3513568Z15/2T	2.8x3.5x0.7	5.8~6.8	150	● Warm White	3500	135	139	80	139
67-22ST/KK8C-5M4014068Z15/2T	2.8x3.5x0.7	5.8~6.8	150	○ Neutral White	4000	140	144	80	144
67-22ST/KK8C-5M5014068Z15/2T	2.8x3.5x0.7	5.8~6.8	150	○ Cool White	5000	140	144	80	144
67-22ST/KK8C-5M5714068Z15/2T	2.8x3.5x0.7	5.8~6.8	150	○ Cool White	5700	140	144	80	144
67-22ST/KK8C-5M6014068Z15/2T	2.8x3.5x0.7	5.8~6.8	150	○ Cool White	6000	140	144	80	144
67-22ST/KK8C-5M6513568Z15/2T	2.8x3.5x0.7	5.8~6.8	150	○ Cool White	6500	135	139	80	139
67-22ST/KK8C-5M2713068Z15/2T	2.8x3.5x0.7	5.8~6.8	150	● Warm White	2700	130	134	80	134
67-22ST/KK8C-5M3013568Z15/2T	2.8x3.5x0.7	5.8~6.8	150	● Warm White	3000	135	139	80	139
67-22ST/KK8C-5M3514068Z15/2T	2.8x3.5x0.7	5.8~6.8	150	● Warm White	3500	140	144	80	144
67-22ST/KK8C-5M4014568Z15/2T	2.8x3.5x0.7	5.8~6.8	150	○ Neutral White	4000	145	149	80	149
67-22ST/KK8C-5M5014568Z15/2T	2.8x3.5x0.7	5.8~6.8	150	○ Cool White	5000	145	149	80	149
67-22ST/KK8C-5M5714568Z15/2T	2.8x3.5x0.7	5.8~6.8	150	○ Cool White	5700	145	149	80	149
67-22ST/KK8C-5M6014568Z15/2T	2.8x3.5x0.7	5.8~6.8	150	○ Cool White	6000	145	149	80	149
67-22ST/KK8C-5M6514068Z15/2T	2.8x3.5x0.7	5.8~6.8	150	○ Cool White	6500	140	144	80	144
67-22ST/KK8C-5M2714068Z15/2T	2.8x3.5x0.7	5.8~6.8	150	● Warm White	2700	140	144	80	144
67-22ST/KK8C-5M3014568Z15/2T	2.8x3.5x0.7	5.8~6.8	150	● Warm White	3000	145	149	80	149
67-22ST/KK8C-5M3515068Z15/2T	2.8x3.5x0.7	5.8~6.8	150	● Warm White	3500	150	155	80	155
67-22ST/KK8C-5M4015568Z15/2T	2.8x3.5x0.7	5.8~6.8	150	○ Neutral White	4000	155	160	80	160
67-22ST/KK8C-5M5015568Z15/2T	2.8x3.5x0.7	5.8~6.8	150	○ Cool White	5000	155	160	80	160
67-22ST/KK8C-5M5715568Z15/2T	2.8x3.5x0.7	5.8~6.8	150	○ Cool White	5700	155	160	80	160
67-22ST/KK8C-5M6015568Z15/2T	2.8x3.5x0.7	5.8~6.8	150	○ Cool White	6000	155	160	80	160
67-22ST/KK8C-5M6515068Z15/2T	2.8x3.5x0.7	5.8~6.8	150	○ Cool White	6500	150	155	80	155

Lighting | 2835(67-xxS)




UNIT : mm



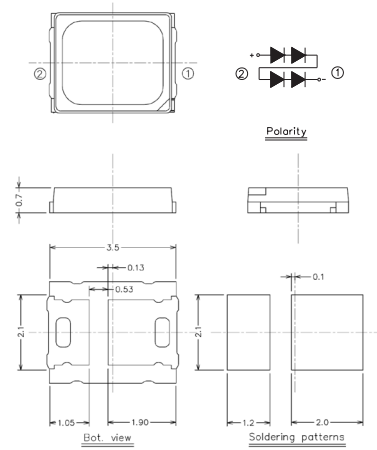
1W / 9V

Product	Size (LxWxHmm)	Forward Voltage (V)	Forward Current (mA)	Color	CCT (K)	Luminous Flux (Min.)	Luminous Flux (Typ.)	CRI (min.)	Luminous Efficacy (lm/W)
67-23ST/KXX-5M2714096Z10/2T	2.8x3.5x0.7	8.4~9.6	100	● Warm White	2700	140	144	80	144
67-23ST/KXX-5M3014596Z10/2T	2.8x3.5x0.7	8.4~9.6	100	● Warm White	3000	145	149	80	149
67-23ST/KXX-5M3515096Z10/2T	2.8x3.5x0.7	8.4~9.6	100	● Warm White	3500	150	155	80	155
67-23ST/KXX-5M4015596Z10/2T	2.8x3.5x0.7	8.4~9.6	100	○ Neutral White	4000	155	160	80	160
67-23ST/KXX-5M5015596Z10/2T	2.8x3.5x0.7	8.4~9.6	100	○ Cool White	5000	155	160	80	160
67-23ST/KXX-5M5715596Z10/2T	2.8x3.5x0.7	8.4~9.6	100	○ Cool White	5700	155	160	80	160
67-23ST/KXX-5M6015596Z10/2T	2.8x3.5x0.7	8.4~9.6	100	○ Cool White	6000	155	160	80	160
67-23ST/KXX-5M6515096Z10/2T	2.8x3.5x0.7	8.4~9.6	100	○ Cool White	6500	150	155	80	155
67-23ST/KXX-5M2714596Z10/2T	2.8x3.5x0.7	8.4~9.6	100	● Warm White	2700	145	149	80	149
67-23ST/KXX-5M3015096Z10/2T	2.8x3.5x0.7	8.4~9.6	100	● Warm White	3000	150	155	80	155
67-23ST/KXX-5M3515596Z10/2T	2.8x3.5x0.7	8.4~9.6	100	● Warm White	3500	155	160	80	160
67-23ST/KXX-5M4016096Z10/2T	2.8x3.5x0.7	8.4~9.6	100	○ Neutral White	4000	160	165	80	165
67-23ST/KXX-5M5016096Z10/2T	2.8x3.5x0.7	8.4~9.6	100	○ Cool White	5000	160	165	80	165
67-23ST/KXX-5M5716096Z10/2T	2.8x3.5x0.7	8.4~9.6	100	○ Cool White	5700	160	165	80	165
67-23ST/KXX-5M6016096Z10/2T	2.8x3.5x0.7	8.4~9.6	100	○ Cool White	6000	160	165	80	165
67-23ST/KXX-5M6515596Z10/2T	2.8x3.5x0.7	8.4~9.6	100	○ Cool White	6500	155	160	80	160
67-23ST/KXX-5M2715096Z10/2T	2.8x3.5x0.7	8.4~9.6	100	● Warm White	2700	150	155	80	155
67-23ST/KXX-5M3015596Z10/2T	2.8x3.5x0.7	8.4~9.6	100	● Warm White	3000	155	160	80	160
67-23ST/KXX-5M3516096Z10/2T	2.8x3.5x0.7	8.4~9.6	100	● Warm White	3500	160	165	80	165
67-23ST/KXX-5M4016596Z10/2T	2.8x3.5x0.7	8.4~9.6	100	○ Neutral White	4000	165	170	80	170
67-23ST/KXX-5M5016596Z10/2T	2.8x3.5x0.7	8.4~9.6	100	○ Cool White	5000	165	170	80	170
67-23ST/KXX-5M5716596Z10/2T	2.8x3.5x0.7	8.4~9.6	100	○ Cool White	5700	165	170	80	170
67-23ST/KXX-5M6016596Z10/2T	2.8x3.5x0.7	8.4~9.6	100	○ Cool White	6000	165	170	80	170
67-23ST/KXX-5M6516096Z10/2T	2.8x3.5x0.7	8.4~9.6	100	○ Cool White	6500	160	165	80	165

Lighting | 2835(67-xxS)




UNIT : mm

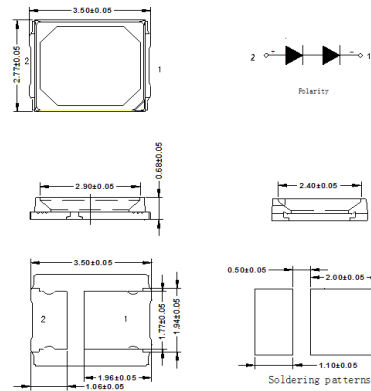


1W / 12V

Product	Size (LxWxHmm)	Forward Voltage (V)	Forward Current (mA)	Color	CCT (K)	Luminous Flux (Min.)	Luminous Flux (Typ.)	CRI (min.)	Luminous Efficacy (lm/W)
67-24ST/KKE-N27130130Z8/SZM/2T	2.8x3.5x0.7	11.0~13.0	80	Warm White	2700	130	136	80	142
67-24ST/KKE-N30135130Z8/SZM/2T	2.8x3.5x0.7	11.0~13.0	80	Warm White	3000	135	141	80	147
67-24ST/KKE-N35135130Z8/SZM/2T	2.8x3.5x0.7	11.0~13.0	80	Warm White	3500	135	141	80	147
67-24ST/KKE-N40140130Z8/SZM/2T	2.8x3.5x0.7	11.0~13.0	80	Neutral White	4000	140	146	80	152
67-24ST/KKE-N50140130Z8/SZM/2T	2.8x3.5x0.7	11.0~13.0	80	Cool White	5000	140	146	80	152
67-24ST/KKE-N65140130Z8/SZM/2T	2.8x3.5x0.7	11.0~13.0	80	Cool White	6500	140	146	80	152




UNIT : mm



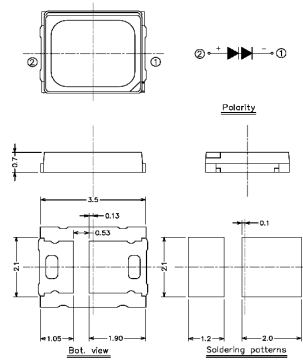
1W / 18V

Product	Size (LxWxHmm)	Forward Voltage (V)	Forward Current (mA)	Color	CCT (K)	Luminous Flux (Min.)	Luminous Flux (Typ.)	CRI (min.)	Luminous Efficacy (lm/W)
67-22ST/KKES-5M27118190Z5/2T	2.8x3.5x0.7	17~19	50	Warm White	2700	118	122	80	122
67-22ST/KKES-5M30123190Z5/2T	2.8x3.5x0.7	17~19	50	Warm White	3000	123	127	80	127
67-22ST/KKES-5M35128190Z5/2T	2.8x3.5x0.7	17~19	50	Warm White	3500	128	132	80	132
67-22ST/KKES-5M40133190Z5/2T	2.8x3.5x0.7	17~19	50	Neutral White	4000	133	137	80	137
67-22ST/KKES-5M50133190Z5/2T	2.8x3.5x0.7	17~19	50	Cool White	5000	133	137	80	137
67-22ST/KKES-5M57133190Z5/2T	2.8x3.5x0.7	17~19	50	Cool White	5700	133	137	80	137
67-22ST/KKES-5M60133190Z5/2T	2.8x3.5x0.7	17~19	50	Cool White	6000	133	137	80	137
67-22ST/KKES-5M65128190Z5/2T	2.8x3.5x0.7	17~19	50	Cool White	6500	128	132	80	132
67-22ST/KKES-5M27130190Z5/2T	2.8x3.5x0.7	17~19	50	Warm White	2700	130	134	80	134
67-22ST/KKES-5M30135190Z5/2T	2.8x3.5x0.7	17~19	50	Warm White	3000	135	139	80	139
67-22ST/KKES-5M35140190Z5/2T	2.8x3.5x0.7	17~19	50	Warm White	3500	140	144	80	144
67-22ST/KKES-5M40145190Z5/2T	2.8x3.5x0.7	17~19	50	Neutral White	4000	145	149	80	149
67-22ST/KKES-5M50145190Z5/2T	2.8x3.5x0.7	17~19	50	Cool White	5000	145	149	80	149
67-22ST/KKES-5M57145190Z5/2T	2.8x3.5x0.7	17~19	50	Cool White	5700	145	149	80	149
67-22ST/KKES-5M60145190Z5/2T	2.8x3.5x0.7	17~19	50	Cool White	6000	145	149	80	149
67-22ST/KKES-5M65140190Z5/2T	2.8x3.5x0.7	17~19	50	Cool White	6500	140	144	80	144

Lighting | 2835(67-xxS)



UNIT : mm

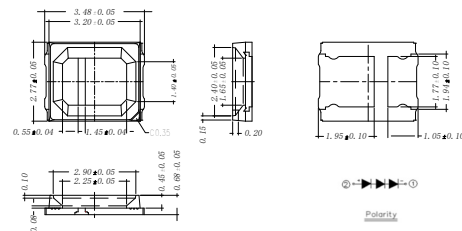


1W / 36V

Product	Size (LxWxHmm)	Forward Voltage (V)	Forward Current (mA)	Color	CCT (K)	Luminous Flux (Min.)	Luminous Flux (Typ.)	CRI (min.)	Luminous Efficacy (lm/W)
67-22ST/KKE-N27120380U2/SZM/2T	2.8x3.5x0.7	34~38	25	Warm White	2700	120	124	80	124
67-22ST/KKE-N30125380U2/SZM/2T	2.8x3.5x0.7	34~38	25	Warm White	3000	125	129	80	129
67-22ST/KKE-N40130380U2/SZM/2T	2.8x3.5x0.7	34~38	25	Neutral White	4000	130	134	80	134
67-22ST/KKE-N50130380U2/SZM/2T	2.8x3.5x0.7	34~38	25	Cool White	5000	130	134	80	134
67-22ST/KKE-N65130380U2/SZM/2T	2.8x3.5x0.7	34~38	25	Cool White	6500	130	134	80	134




UNIT : mm



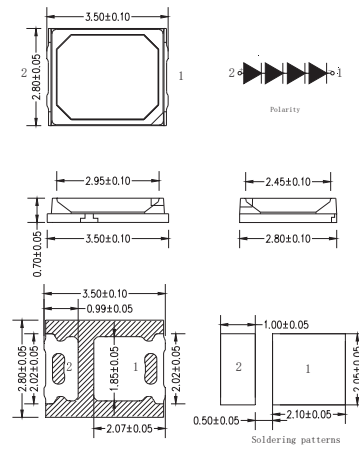
1W / 54V

Product	Size (LxWxHmm)	Forward Voltage (V)	Forward Current (mA)	Color	CCT (K)	Luminous Flux (Min.)	Luminous Flux (Typ.)	CRI (min.)	Luminous Efficacy (lm/W)
67-23ST/KKE-H27140550Z2/2T	2.8x3.5x0.7	50~55	17	Warm White	2700	140	144	80	144
67-23ST/KKE-H30145550Z2/2T	2.8x3.5x0.7	50~55	17	Warm White	3000	145	149	80	149
67-23ST/KKE-H35150550Z2/2T	2.8x3.5x0.7	50~55	17	Warm White	3500	150	155	80	155
67-23ST/KKE-H40155550Z2/2T	2.8x3.5x0.7	50~55	17	Neutral White	4000	155	160	80	160
67-23ST/KKE-H50155550Z2/2T	2.8x3.5x0.7	50~55	17	Cool White	5000	155	160	80	160
67-23ST/KKE-H57155550Z2/2T	2.8x3.5x0.7	50~55	17	Cool White	5700	155	160	80	160
67-23ST/KKE-H65155550Z2/2T	2.8x3.5x0.7	50~55	17	Cool White	6500	155	160	80	160

Lighting | 2835(67-xxS)



UNIT : mm



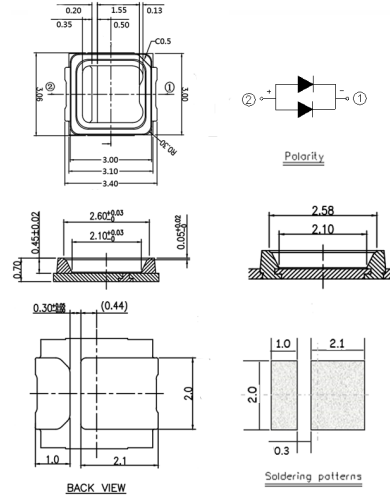
1W / 72V

Product	Size (LxWxHmm)	Forward Voltage (V)	Forward Current (mA)	Color	CCT (K)	Luminous Flux (Min.)	Luminous Flux (Typ.)	CRI (min.)	Luminous Efficacy (lm/W)
67-24ST/KKE-5M27160720U1/2T	2.8x3.5x0.7	66~72	15	● Warm White	2700	160	165	80	159
67-24ST/KKE-5M30165720U1/2T	2.8x3.5x0.7	66~72	15	● Warm White	3000	165	170	80	164
67-24ST/KKE-5M35170720U1/2T	2.8x3.5x0.7	66~72	15	● Warm White	3500	170	175	80	169
67-24ST/KKE-5M40175720U1/2T	2.8x3.5x0.7	66~72	15	○ Neutral White	4000	175	180	80	174
67-24ST/KKE-5M50175720U1/2T	2.8x3.5x0.7	66~72	15	○ Cool White	5000	175	185	80	179
67-24ST/KKE-5M57175720U1/2T	2.8x3.5x0.7	66~72	15	○ Cool White	5700	175	190	80	184
67-24ST/KKE-5M65175720U1/2T	2.8x3.5x0.7	66~72	15	○ Cool White	6500	175	190	80	184

Lighting | 3030(XI3030)



UNIT : mm

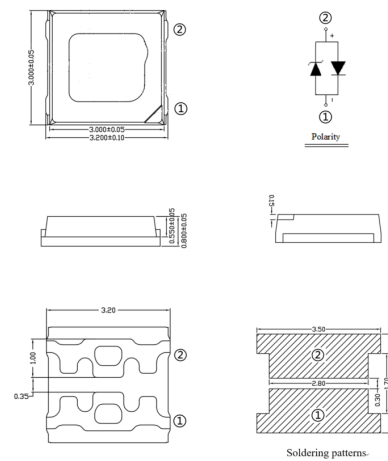


0.2W / 3V

Product	Size (LxWxHmm)	Forward Voltage (V)	Forward Current (mA)	Color	CCT (K)	Luminous Flux (Min.)	Luminous Flux (Typ.)	CRI (min.)	Luminous Efficacy (lm/W)
XI3030P/KKX-5M303729U6/2T	3.0x3.4x0.7	2.6~2.9	65	● Warm White	3000	37	41	80	215
XI3030P/KKX-5M403929U6/2T	3.0x3.4x0.7	2.6~2.9	65	○ Neutral White	4000	39	42	80	225
XI3030P/KKX-5M503929U6/2T	3.0x3.4x0.7	2.6~2.9	65	○ Cool White	5000	39	42	80	225
XI3030P/KKX-5M573929U6/2T	3.0x3.4x0.7	2.6~2.9	65	○ Cool White	5700	39	42	80	225
XI3030P/KKX-5M653829U6/2T	3.0x3.4x0.7	2.6~2.9	65	○ Cool White	6500	38	41	80	220



UNIT : mm



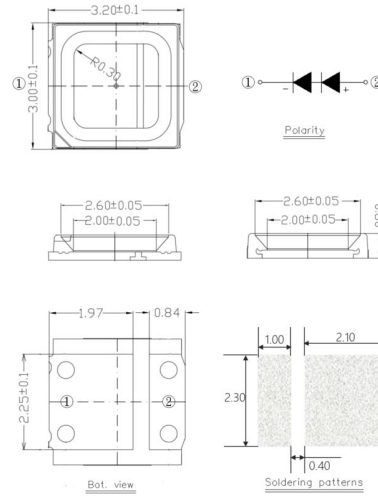
0.2W / 3V / Flip Chip

Product	Size (LxWxHmm)	Forward Voltage (V)	Forward Current (mA)	Color	CCT (K)	Luminous Flux (Min.)	Luminous Flux (Typ.)	CRI (min.)	Luminous Efficacy (lm/W)
XI3030PF/KK8C-5M303828U6/2N	3.0x3.0x0.8	2.6~2.8	65	● Warm White	3000	38	40	80	220
XI3030PF/KK8C-5M404028U6/2N	3.0x3.0x0.8	2.6~2.8	65	○ Neutral White	4000	40	42	80	230
XI3030PF/KK8C-5M504028U6/2N	3.0x3.0x0.8	2.6~2.8	65	○ Cool White	5000	40	42	80	230
XI3030PF/KK8C-5M653928U6/2N	3.0x3.0x0.8	2.6~2.8	65	○ Cool White	6500	39	41	80	227

Lighting | 3030(XI3030)



UNIT : mm

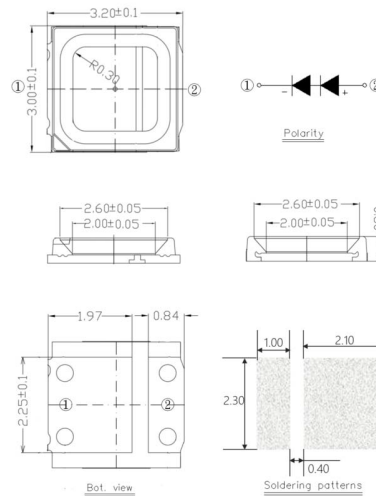


1W / 6V / CRI70

Product	Size (LxWxHmm)	Forward Voltage (V)	Forward Current (mA)	Color	CCT (K)	Luminous Flux (Min.)	Luminous Flux (Typ.)	CRI (min.)	Luminous Efficacy (lm/W)
XI3030E/LKE-H2715068Z15/2T	3.0x3.2x0.9	5.4~6.8	150	● Warm White	2700	150	155	70	172
XI3030E/LKE-H3015568Z15/2T	3.0x3.2x0.9	5.4~6.8	150	● Warm White	3000	155	160	70	178
XI3030E/LKE-H3516068Z15/2T	3.0x3.2x0.9	5.4~6.8	150	● Warm White	3500	160	165	70	183
XI3030E/LKE-H4016568Z15/2T	3.0x3.2x0.9	5.4~6.8	150	○ Neutral White	4000	165	170	70	189
XI3030E/LKE-H5016568Z15/2T	3.0x3.2x0.9	5.4~6.8	150	○ Cool White	5000	165	170	70	189
XI3030E/LKE-H5716568Z15/2T	3.0x3.2x0.9	5.4~6.8	150	○ Cool White	5700	165	170	70	189
XI3030E/LKE-H6516068Z15/2T	3.0x3.2x0.9	5.4~6.8	150	○ Cool White	6500	160	165	70	183



UNIT : mm



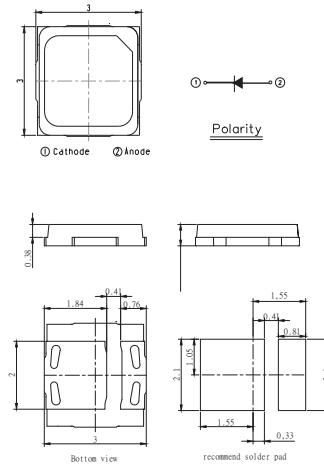
1W / 6V / CRI80

Product	Size (LxWxHmm)	Forward Voltage (V)	Forward Current (mA)	Color	CCT (K)	Luminous Flux (Min.)	Luminous Flux (Typ.)	CRI (min.)	Luminous Efficacy (lm/W)
XI3030P/KK7C-H2713566Z15/2N	3.0x3.0x0.63	5.6~6.6	150	● Warm White	2700	133	139	80	148
XI3030P/KK7C-H3014066Z15/2N	3.0x3.0x0.63	5.6~6.6	150	● Warm White	3000	138	145	80	153
XI3030P/KK7C-H4014566Z15/2N	3.0x3.0x0.63	5.6~6.6	150	○ Neutral White	4000	143	150	80	158
XI3030P/KK7C-H5014566Z15/2N	3.0x3.0x0.63	5.6~6.6	150	○ Cool White	5000	143	150	80	158
XI3030P/KK7C-H5714566Z15/2N	3.0x3.0x0.63	5.6~6.6	150	○ Cool White	5700	143	150	80	158
XI3030P/KK7C-H6514566Z15/2N	3.0x3.0x0.63	5.6~6.6	150	○ Cool White	6500	143	150	80	158

Lighting | 3030(XI3030)



UNIT : mm



0.5W

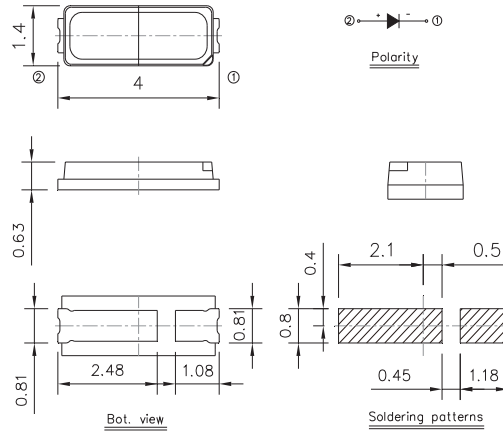
Product	Size (LxWxHmm)	Forward Voltage (V)	Forward Current (mA)	Color	Peak Wavelength (nm)	Min. Luminous Flux(lm) Radiometric Power(mW)
XI3030P/G3C-D1530P3R128371Z15/2N	3.0x3.0x0.63	2.8-3.7	150	● Green	515-530	33 lm
XI3030P/O3C-D0520N3PB15281Z15/2N	3.0x3.0x0.63	1.5-2.8	150	● Orange	605-620	24 lm
XI3030P/R3C-D1530L7N315281Z15/2N	3.0x3.0x0.63	1.5-2.8	150	● Red	615-630	16 lm
XI3030P/B3C-D5060T2T625312Z15/2N	3.0x3.0x0.63	2.5-3.1	150	● Royal Blue	450-460	190 mW
XI3030P/D3C-P4575S1S621271Z15/2N	3.0x3.0x0.63	2.1-2.7	150	● Deep Red	645-675	100 mW
XI3030P/F3C-P1545R5S115251Z15/2N	3.0x3.0x0.63	1.4-2.5	150	● Far Red	715-745	70 mW

Lighting

Lighting | 4014(50-217S)



UNIT : mm

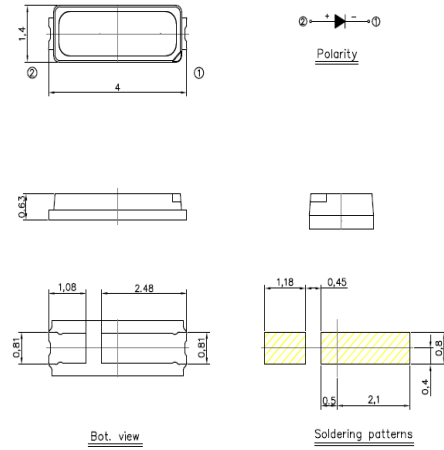


0.2W / 3V

Product	Size (LxWxHmm)	Forward Voltage (V)	Forward Current (mA)	Color	CCT (K)	Luminous Flux (Min.)	Luminous Flux (Typ.)	CRI (min.)	Luminous Efficacy (lm/W)
50-217S/KKE-B303032Z6/SZM/2T	4.0x1.4x0.63	2.7~3.2	60	● Warm White	3000	30	32	80	172
50-217S/KKE-B353032Z6/SZM/2T	4.0x1.4x0.63	2.7~3.2	60	● Warm White	3500	30	32	80	172
50-217S/KKE-B403232Z6/SZM/2T	4.0x1.4x0.63	2.7~3.2	60	○ Neutral White	4000	32	34	80	183
50-217S/KKE-B433232Z6/SZM/2T	4.0x1.4x0.63	2.7~3.2	60	○ Neutral White	4300	32	34	80	183
50-217S/KKE-B503232Z6/SZM/2T	4.0x1.4x0.63	2.7~3.2	60	○ Cool White	5000	32	34	80	183
50-217S/KKE-B633232Z6/SZM/2T	4.0x1.4x0.63	2.7~3.2	60	○ Cool White	6300	32	34	80	183
50-217S/KKE-B653232Z6/SZM/2T	4.0x1.4x0.63	2.7~3.2	60	○ Cool White	6500	32	34	80	183



UNIT : mm



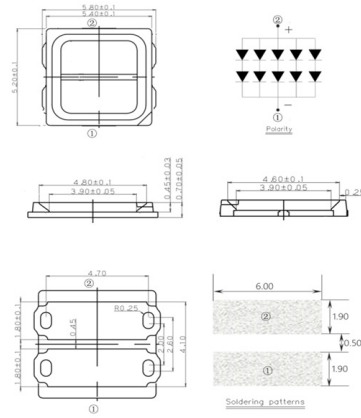
0.5W / 3V

Product	Size (LxWxHmm)	Forward Voltage (V)	Forward Current (mA)	Color	CCT (K)	Luminous Flux (Min.)	Luminous Flux (Typ.)	CRI (min.)	Luminous Efficacy (lm/W)
50-217ST/KK5C-H275534Z15/2T	4.0x1.4x0.63	2.8~3.4	150	● Warm White	2700K	55	57	80	127
50-217ST/KK5C-H306034Z15/2T	4.0x1.4x0.63	2.8~3.4	150	● Warm White	3000K	60	62	80	138
50-217ST/KK5C-H406534Z15/2T	4.0x1.4x0.63	2.8~3.4	150	○ Neutral White	4000K	65	67	80	149
50-217ST/KK5C-H506534Z15/2T	4.0x1.4x0.63	2.8~3.4	150	○ Cool White	5000K	65	67	80	149
50-217ST/KK5C-H576534Z15/2T	4.0x1.4x0.63	2.8~3.4	150	○ Cool White	5700K	65	67	80	149
50-217ST/KK5C-H656534Z15/2T	4.0x1.4x0.63	2.8~3.4	150	○ Cool White	6500K	65	67	80	149

Lighting | 5050(XI5050)




UNIT : mm



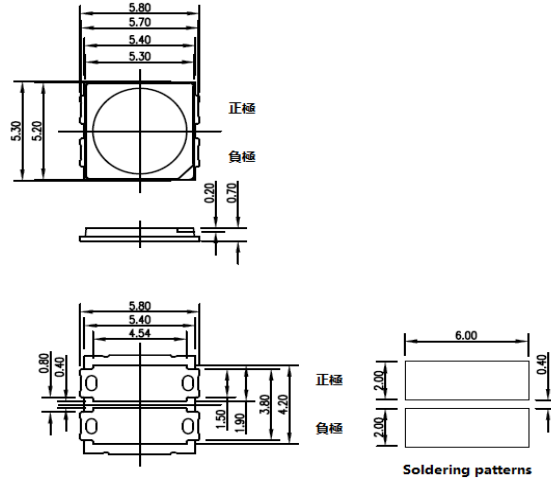
1W / 6V

Product	Size (LxWxHmm)	Forward Voltage (V)	Forward Current (mA)	Color	CCT (K)	Luminous Flux (Min.)	Luminous Flux (Typ.)	CRI (min.)	Luminous Efficacy (lm/W)
XI5050EE/LKE-H2720560Z18/2N	5.2x5.8x0.7	5.2~6.0	180	● Warm White	2700	205	-	70	-
XI5050EE/LKE-H3021560Z18/2N	5.2x5.8x0.7	5.2~6.0	180	● Warm White	3000	215	-	70	-
XI5050EE/LKE-H3522060Z18/2N	5.2x5.8x0.7	5.2~6.0	180	● Warm White	3500	220	-	70	-
XI5050EE/LKE-H4023060Z18/2N	5.2x5.8x0.7	5.2~6.0	180	○ Neutral White	4000	230	-	70	-
XI5050EE/LKE-H5023060Z18/2N	5.2x5.8x0.7	5.2~6.0	180	○ Cool White	5000	230	-	70	-
XI5050EE/LKE-H5722560Z18/2N	5.2x5.8x0.7	5.2~6.0	180	○ Cool White	5700	225	-	70	-
XI5050EE/LKE-H6522560Z18/2N	5.2x5.8x0.7	5.2~6.0	180	○ Cool White	6500	225	-	70	-

Lighting | 5050(XI5050)




UNIT : mm

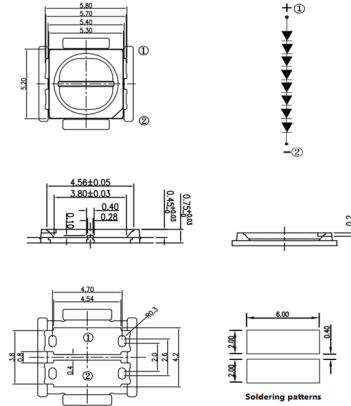


5W / 6V

Product	Size (LxWxHmm)	Forward Voltage (V)	Forward Current (mA)	Color	CCT (K)	Luminous Flux (Min.)	Luminous Flux (Typ.)	CRI (min.)	Luminous Efficacy (lm/W)
XI5050/LK5C-H4069072Z75/2N	5.3x5.8x0.7	6.0~7.2	750	○Neutral White	4000	690	740	70	145
XI5050/LK5C-H5069072Z75/2N	5.3x5.8x0.7	6.0~7.2	750	○Cool White	5000	690	740	70	145
XI5050/LK5C-H6569072Z75/2N	5.3x5.8x0.7	6.0~7.2	750	○Cool White	6500	690	740	70	145



UNIT : mm



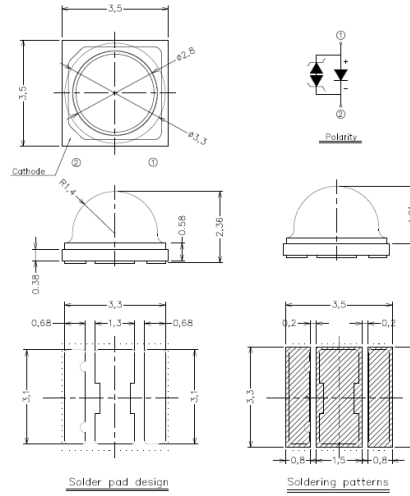
5W / 24V

Product	Size (LxWxHmm)	Forward Voltage (V)	Forward Current (mA)	Color	CCT (K)	Luminous Flux (Min.)	Luminous Flux (Typ.)	CRI (min.)	Luminous Efficacy (lm/W)
XI5050U/LKE-H27700260Z18/2N	5.2x5.8x0.7	22~26	180	●Warm White	2700	700	-	70	-
XI5050U/LKE-H30730260Z18/2N	5.2x5.8x0.7	22~26	180	●Warm White	3000	730	-	70	-
XI5050U/LKE-H35750260Z18/2N	5.2x5.8x0.7	22~26	180	●Warm White	3500	750	-	70	-
XI5050U/LKE-H40780260Z18/2N	5.2x5.8x0.7	22~26	180	○Neutral White	4000	780	-	70	-
XI5050U/LKE-H50780260Z18/2N	5.2x5.8x0.7	22~26	180	○Cool White	5000	780	-	70	-
XI5050U/LKE-H57780260Z18/2N	5.2x5.8x0.7	22~26	180	○Cool White	5700	780	-	70	-
XI5050U/LKE-H65750260Z18/2N	5.2x5.8x0.7	22~26	180	○Cool White	6500	750	-	70	-

Lighting | 3535



UNIT : mm



1W / 3V

Product	Size (LxWxHmm)	Forward Voltage(V)	Forward Current(mA)	Color	CCT (K)	Luminous Flux (Min.)	Luminous Flux (Typ.)	CRI (min.)
ELSWF-JJ1C1-6FPGS-C6500	3.5x3.5x2.36	2.65~3.55	350	○ Cool White	6500	158	169	70
ELSWF-JJ1C1-6FPGS-C5700	3.5x3.5x2.36	2.65~3.55	350	○ Cool White	5700	158	169	70
ELSWF-JJ1C1-6FPGS-C5000	3.5x3.5x2.36	2.65~3.55	350	○ Cool White	5000	158	169	70
ELSWF-J71N1-6FPGS-C4000	3.5x3.5x2.36	2.65~3.55	350	○ Neutral White	4000	145	155	70
ELSWF-J61M1-6FPGS-C3500	3.5x3.5x2.36	2.65~3.55	350	● Warm White	3500	135	146	70
ELSWF-J61M1-6FPGS-C3000	3.5x3.5x2.36	2.65~3.55	350	● Warm White	3000	135	146	70
ELSWF-J61M1-6FPGS-C2700	3.5x3.5x2.36	2.65~3.55	350	● Warm White	2700	135	146	70

• Above spec is based on 85°C

2W / 3V

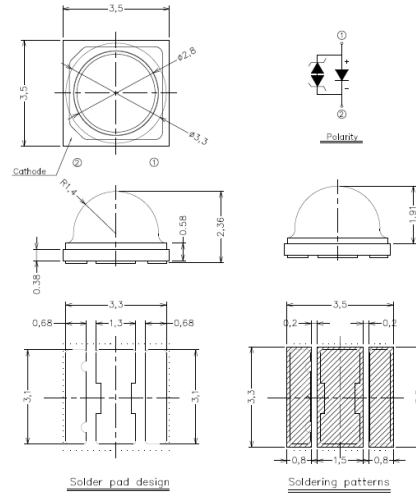
Product	Size (LxWxHmm)	Forward Voltage(V)	Forward Current(mA)	Color	CCT (K)	Luminous Flux (Min.)	Luminous Flux (Typ.)	CRI (min.)
ELSWF-JJ1C1-6FPGS-C6500	3.5x3.5x2.36	2.65~3.85	700	○ Cool White	6500	283	304	70
ELSWF-JJ1C1-6FPGS-C5700	3.5x3.5x2.36	2.65~3.85	700	○ Cool White	5700	283	304	70
ELSWF-JJ1C1-6FPGS-C5000	3.5x3.5x2.36	2.65~3.85	700	○ Cool White	5000	283	304	70
ELSWF-J71N1-6FPGS-C4000	3.5x3.5x2.36	2.65~3.85	700	○ Neutral White	4000	260	278	70
ELSWF-J61M1-6FPGS-C3500	3.5x3.5x2.36	2.65~3.85	700	● Warm White	3500	243	262	70
ELSWF-J61M1-6FPGS-C3000	3.5x3.5x2.36	2.65~3.85	700	● Warm White	3000	243	262	70
ELSWF-J61M1-6FPGS-C2700	3.5x3.5x2.36	2.65~3.85	700	● Warm White	2700	243	262	70

• Above spec is based on 85°C

Lighting | 3535



UNIT : mm



3W / 3V

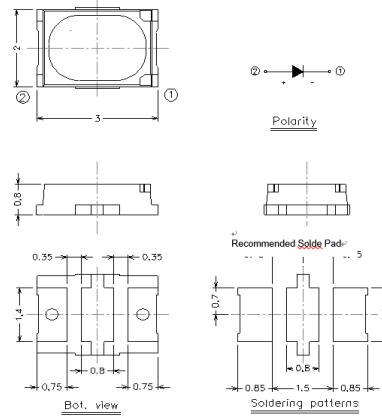
Product	Size (LxWxHmm)	Forward Voltage(V)	Forward Current(mA)	Color	CCT (K)	Luminous Flux (Min.)	Luminous Flux (Typ.)	CRI (min.)
ELSWF-JJ1C1-6FPGS-C6500	3.5x3.5x2.36	2.65~3.55	1000	○ Cool White	6500	378	406	70
ELSWF-JJ1C1-6FPGS-C5700	3.5x3.5x2.36	2.65~3.55	1000	○ Cool White	5700	378	406	70
ELSWF-JJ1C1-6FPGS-C5000	3.5x3.5x2.36	2.65~3.55	1000	○ Cool White	5000	378	406	70
ELSWF-J71N1-6FPGS-C4000	3.5x3.5x2.36	2.65~3.55	1000	○ Neutral White	4000	345	371	70
ELSWF-J61M1-6FPGS-C3500	3.5x3.5x2.36	2.65~3.55	1000	● Warm White	3500	323	348	70
ELSWF-J61M1-6FPGS-C3000	3.5x3.5x2.36	2.65~3.55	1000	● Warm White	3000	323	348	70
ELSWF-J61M1-6FPGS-C2700	3.5x3.5x2.36	2.65~3.55	1000	● Warm White	2700	323	348	70

• Above spec is based on 85°C

Lighting | 3020



UNIT : mm

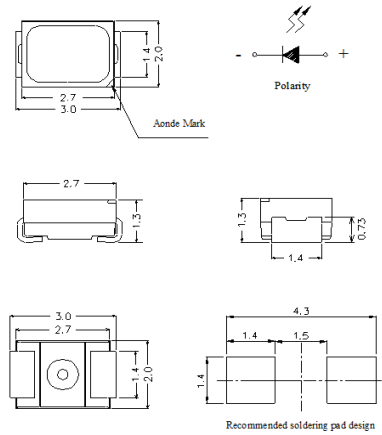


0.2W / 3V

Product	Size (LxWxHmm)	Forward Voltage(V)	Forward Current (mA)	Color	CCT (K)	Luminous Flux (Min.)	CRI (min.)	Luminous Efficacy (lm/W)
45-21S/KK2C-H2727L7M4B2Z6/2T	3.0x2.0x0.8	2.9~3.6	60	● Warm White	2700	16	80	80
45-21S/KK2C-H3030L8M4B2Z6/2T	3.0x2.0x0.8	2.9~3.6	60	● Warm White	3000	17	80	80
45-21S/KK2C-H3535L8M4B2Z6/2T	3.0x2.0x0.8	2.9~3.6	60	● Warm White	3500	17	80	80
45-21S/KK2C-H4040L9N3B2Z6/2T	3.0x2.0x0.8	2.9~3.6	60	○ Neutral White	4000	18	80	80
45-21S/KK2C-H5050L9N3B2Z6/2T	3.0x2.0x0.8	2.9~3.6	60	○ Cool White	5000	18	80	80
45-21S/KK2C-H5757L9N3B2Z6/2T	3.0x2.0x0.8	2.9~3.6	60	○ Cool White	5700	18	80	80
45-21S/KK2C-H6565L9N3B2Z6/2T	3.0x2.0x0.8	2.9~3.6	60	○ Cool White	6500	18	80	80



UNIT : mm



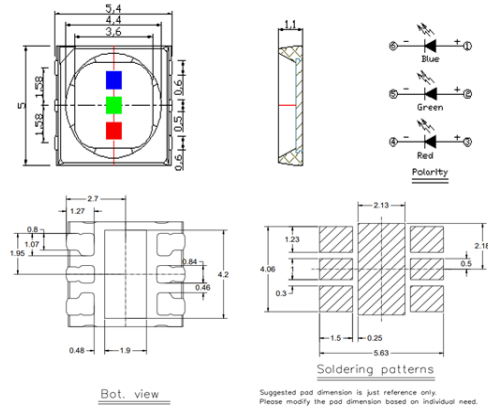
0.1W / 3V

Product	Size (LxWxHmm)	Forward Voltage(V)	Forward Current (mA)	Color	CCT (K)	Luminous Flux (Min.)
45-21/YSC-AU1V1C/2T-AFM	3.0x2.0x1.3	1.95~2.55	20	● Yellow	585.5~594.5 nm	450mcd
45-21/RSC-AU1V1B/2T-AFM	3.0x2.0x1.3	1.75~2.35	20	● Red	617.5~633.5nm	451mcd
45-11/B7C-FS2U1B14/2T-AFM	3.0x2.0x1.3	2.70~3.50	20	● Blue	464~472 nm	225mcd

Lighting | RGB



UNIT : mm



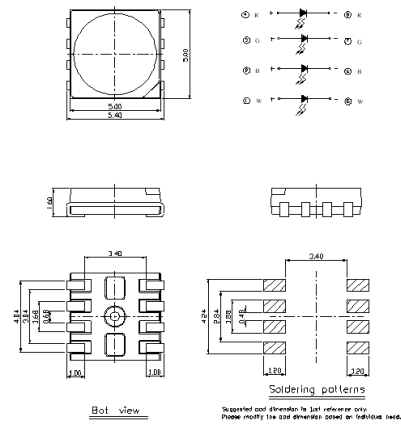
0.5W / 3V

Product	Size (LxWxHmm)	Forward Voltage(V)	Forward Current (mA)	Color	CCT (K)	Luminous Flux (Min.)	Luminous Flux(Typ.)
5050ST/GRBC33-PU5/1T	5.4x5.0x1.1	1.8~2.8	150	● Red	617~629nm	13.9lm	25lm
	5.4x5.0x1.1	2.7~3.7	150	● Green	518~530nm	13.9lm	40lm
	5.4x5.0x1.1	2.7~3.7	150	● Blue	455~470nm	4.9lm	8.5lm

Lighting | RGBW




UNIT : mm



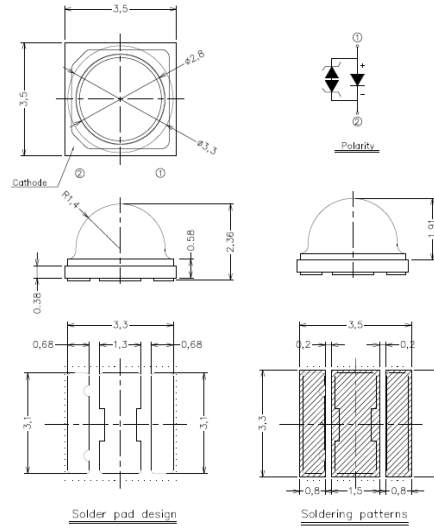
0.3W / 3V

Product	Size (LxWxHmm)	Forward Voltage(V)	Forward Current (mA)	Color	CCT (K)	Luminous Flux (Min.)	Luminous Flux(Typ.)
5050/RGBWD-A100/ET	5.4x5.0x1.6	2.1~2.6	100	● Red	619~629nm	3550mcd	5000mcd
	5.4x5.0x1.6	3.0~3.8	100	● Green	520~535nm	7100mcd	11000mcd
	5.4x5.0x1.6	3.1~3.8	100	● Blue	460~475nm	1800mcd	3000mcd
	5.4x5.0x1.6	2.9~3.6	100	○ Cool White	5700	5600mcd	10000mcd

Horticulture Lighting | Ceramics




UNIT : mm



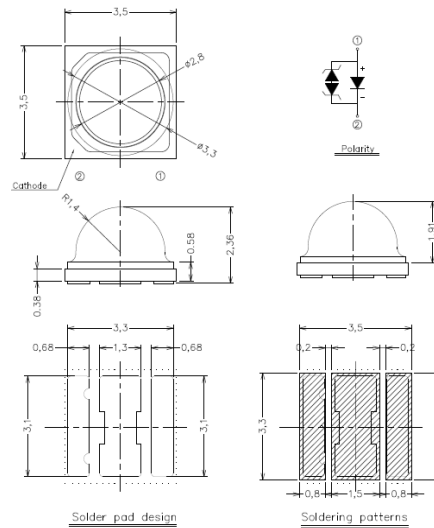
3535

Product	Dimension (mm)	Power (W)	Forward Voltage (V)	Forward Current (mA)	View Angle	Color	Peak Wavelength (nm)	Radiometric Power (mW) Typ.	PPF (umol/s)	PPE (umol/J)
ELSW-Q91E1-0LPNM-AD3D8	3.5x3.5x2.03	1	1.75~2.95	350	120°	● Deep Red	645~675	275	1.51	2.1
ELSW-R21E1-0EPNM-AD3D8(OR)	3.5x3.5x2.03	1	1.75~2.35	350	120°	● Deep Red	645~675	460	2.53	3.21
ELSWF-R61L1-6FPNM-CB4B6	3.5x3.5x2.03	1	2.65~3.85	350	120°	● Royal Blue	445~460	600	2.47	2.20

• Above spec is based on 85°C



UNIT : mm



3535

Product	Dimension (mm)	Power (W)	Forward Voltage (V)	Forward Current (mA)	View Angle	Color	Peak Wavelength (nm)	Radiometric Power (mW) Typ.	PPF (umol/s)	PPE (umol/J)
HPND3535CZ0112-NDR55651K0X24700-4H(EU)	3.5x3.5x2.36	2	1.75~2.35	700	120°	● Deep Red	655~665	1070	5.83	3.87

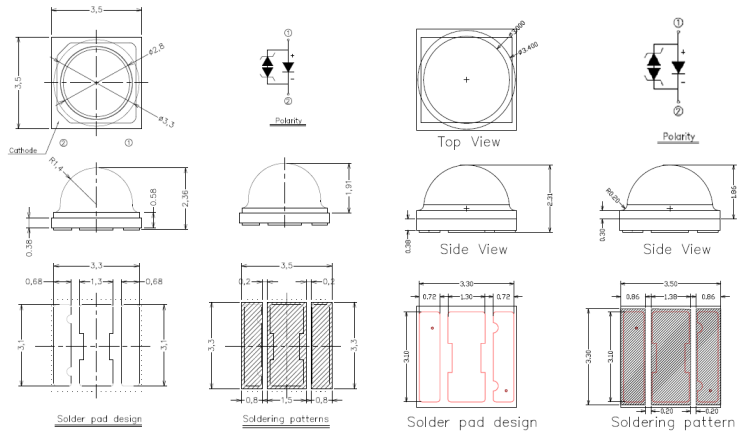
Horticulture Lighting | Ceramics



UNIT : mm

ELSWF

ELSWNS



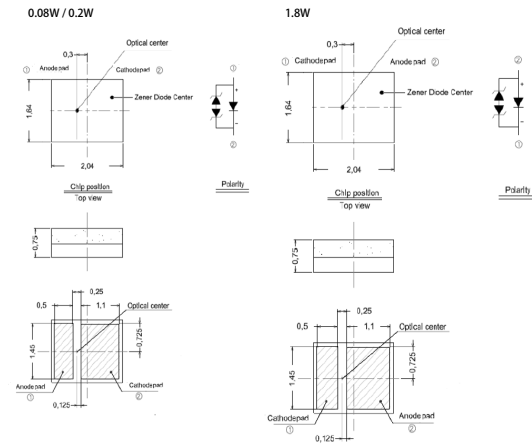
3535

Product	Dimension (mm)	Power (W)	Forward Voltage (V)	Forward Current (mA)	View Angle	Color	Peak Wavelength (nm)	Radiometric Power (mW) Typ.	PPF (umol/s)	PPE (umol/J)
ELSWF-S41L2-6FPNM-DB4B6	35x35x23.6	2	3.25	700	120°	● Royal Blue	445~460	1500	5.28	2.51
ELSWNS-S11E2-6VPNM-AD308	35x35x23.1	2	2.22	700	120°	● Deep Red	645~675	1070	5.98	3.85

UV | UVA



UNIT : mm




2016

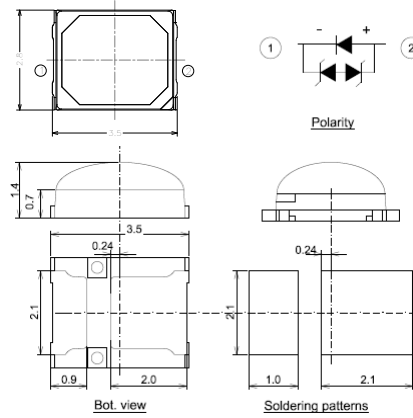
Product	Dimension (mm)	Power (W)	Forward Voltage (V)	View Angle	Forward Current (mA)	Peak Wavelength (nm)	Radiant Flux(mW) Typ.
ELUA2016OGB-P6070Q43040020-VA1M	2.04x1.64x0.75	0.08	3.0~4.0	120°	20	360~370	20
ELUA2016OGB-P8090Q53040020-VA1M	2.04x1.64x0.75	0.08	3.0~4.0	120°	20	380~390	25
ELUA2016OGB-P9000Q53040020-VA1M	2.04x1.64x0.75	0.08	3.0~4.0	120°	20	390~400	25
ELUA2016OGB-P0010Q53040020-VA1M	2.04x1.64x0.75	0.08	3.0~4.0	120°	20	400~410	25
ELUA2016OGB-P6070R13040060-V21M	2.04x1.64x0.75	0.2	3.0~4.0	120°	60	360~370	70
ELUA2016OGB-P8090R43040060-V21M	2.04x1.64x0.75	0.2	3.0~4.0	120°	60	380~390	70
ELUA2016OGB-P9000R53040060-V21M	2.04x1.64x0.75	0.2	3.0~4.0	120°	60	390~400	70
ELUA2016OGB-P0010R53040060-V21M	2.04x1.64x0.75	0.2	3.0~4.0	120°	60	400~410	65
ELUA2016OGB-P6070T53240500-VD1M	2.04x1.64x0.75	1.8	3.2~4.0	120°	500	360~370	500
ELUA2016OGB-P8090T73240500-VD1M	2.04x1.64x0.75	1.8	3.2~4.0	120°	500	380~390	600
ELUA2016OGB-P9000T73240500-VD1M	2.04x1.64x0.75	1.8	3.2~4.0	120°	500	390~400	600
ELUA2016OGB-P0010T73240500-VD1M	2.04x1.64x0.75	1.8	3.2~4.0	120°	500	400~410	600



UV | UVA




UNIT : mm



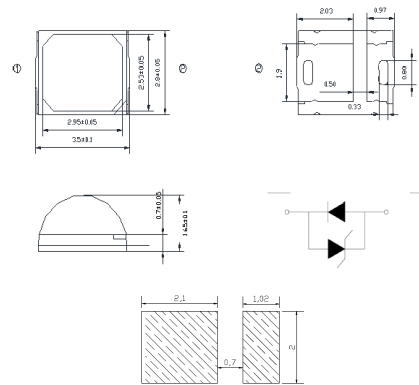
2835

Product	Dimension (mm)	Power (W)	Forward Voltage (V)	View Angle	Forward Current (mA)	Peak Wavelength (nm)	Radiant Flux(mW) Typ.
ELUA2835TG0-P6070Q53040020-VA1D	2.8 x 3.4 x 1.4	0.07	3.0~4.0	100°	20	360~370	35
ELUA2835TG0-P8090Q53040020-VA1D	2.8 x 3.4 x 1.4	0.07	3.0~4.0	100°	20	380~390	35
ELUA2835TG0-P9000Q53040020-VA1D	2.8 x 3.4 x 1.4	0.07	3.0~4.0	100°	20	390~400	35
ELUA2835TG0-P0010Q53040020-VA1D	2.8 x 3.4 x 1.4	0.07	3.0~4.0	100°	20	400~410	35
ELUA2835TG0-P6070R53040060-VA1D	2.8 x 3.4 x 1.4	0.2	3.0~4.0	100°	60	360~370	90
ELUA2835TG0-P8090R53040060-VA1D	2.8 x 3.4 x 1.4	0.2	3.0~4.0	100°	60	380~390	90
ELUA2835TG0-P9000R53040060-VA1D	2.8 x 3.4 x 1.4	0.2	3.0~4.0	100°	60	390~400	90
ELUA2835TG0-P0010R53040060-VA1D	2.8 x 3.4 x 1.4	0.2	3.0~4.0	100°	60	400~410	90
ELUA2835TG0-P6070SC13040150-VA1D	2.8 x 3.4 x 1.4	0.5	3.0~4.0	100°	150	360~370	230
ELUA2835TG0-P9000SC13040150-VA1D	2.8 x 3.4 x 1.4	0.5	3.0~4.0	100°	150	390~400	230

UV



UNIT : mm



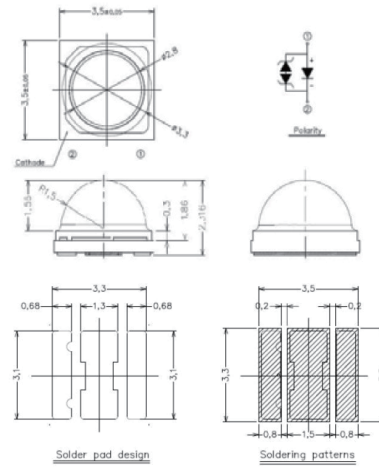
2835

Product	Dimension (mm)	Power (W)	Forward Voltage (V)	View Angle	Forward Current (mA)	Peak Wavelength (nm)	Radiant Flux(mW) Typ.
UVA2835TZ0112-PUA6570120X38060-2T	2.8x3.5x1.65	0.2	3.2~3.8	120°	60	365~370	90

UV | UVA



UNIT : mm



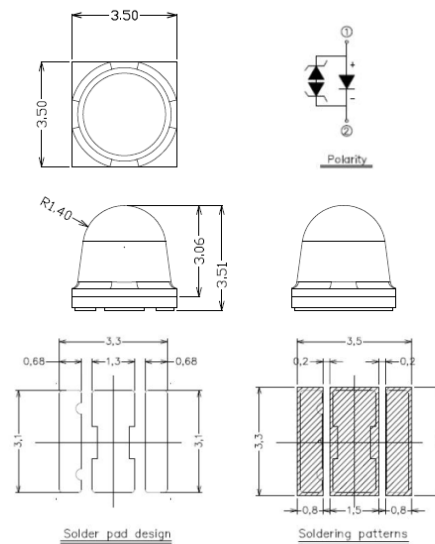
3535

Product	Dimension (mm)	Power (W)	Forward Voltage (V)	View Angle	Forward Current (mA)	Peak Wavelength (nm)	Radiant Flux(mW) Typ.
ELUA3535OGB-P6070U23240500-VD1M	3.5x3.5x2.35	1.8	3.5	120°	500	360~370	1000
ELUA3535OGB-P8090U23240500-VD1M	3.5x3.5x2.35	1.8	3.5	120°	500	380~390	1000
ELUA3535OGB-P9000U23240500-VD1M	3.5x3.5x2.35	1.8	3.5	120°	500	390~400	1000
ELUA3535OGB-P0010U23240500-VD1M	3.5x3.5x2.35	1.8	3.5	120°	500	400~410	1000

UV



UNIT : mm



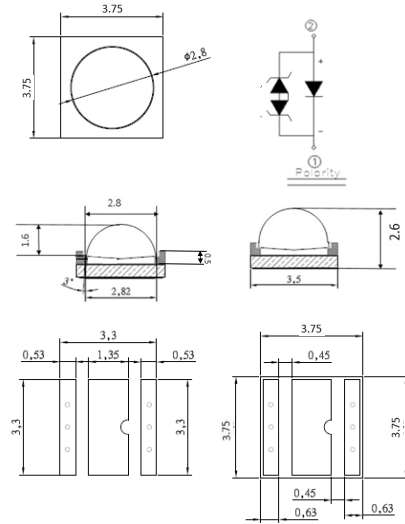
3535

Product	Dimension (mm)	Power (W)	Forward Voltage (V)	View Angle	Forward Current (mA)	Peak Wavelength (nm)	Radiant Flux(mW) Typ.
ELUA3535OG5-P6070U13240500-VD1M	3.5x3.5x3.51	4	3.2~4.0	50°	500	360~370	900
ELUA3535OG5-P8090U23240500-VD1M	3.5x3.5x3.51	4	3.2~4.0	50°	500	380~390	1000
ELUA3535OG5-P9000U23240500-VD1M	3.5x3.5x3.51	4	3.2~4.0	50°	500	390~400	1000
ELUA3535OG5-P0010U23240500-VD1M	3.5x3.5x3.51	4	3.2~4.0	50°	500	400~410	1000

UV | UVA



UNIT : mm



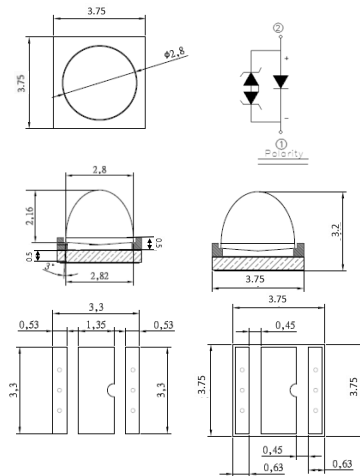
3535

Product	Dimension (mm)	Power (W)	Forward Voltage (V)	View Angle	Forward Current (mA)	Peak Wavelength (nm)	Radiant Flux(mW) Typ.
ELUA3535NU6-P6070U23648700-V41G	3.75x3.75x2.6	4	4	60°	700	360~370	900
ELUA3535NU6-P8090U736481K0-V41G	3.75x3.75x2.6	4	4	60°	1000	380~390	1350
ELUA3535NU6-P9000U736481K0-V41G	3.75x3.75x2.6	4	4	60°	1000	390~400	1350
ELUA3535NU6-P0010U736481K0-V41G	3.75x3.75x2.6	4	4	60°	1000	400~410	1350

UV




UNIT : mm



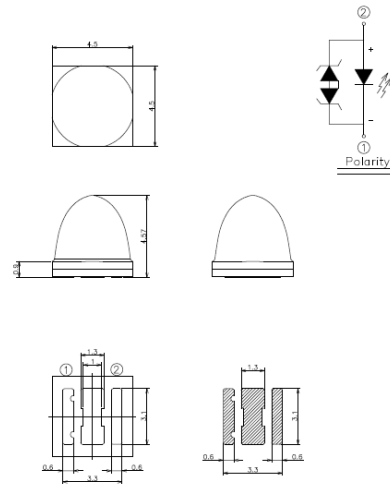
3535

Product	Dimension (mm)	Power (W)	Forward Voltage (V)	View Angle	Forward Current (mA)	Peak Wavelength (nm)	Radiant Flux(mW) Typ.
ELUA3535NU3-P6070U23648700-V41G	3.75x3.75x3.2	4	4	30°	700	360~370	900
ELUA3535NU3-P8090U736481K0-V41G	3.75x3.75x3.2	4	4	30°	1000	380~390	1350
ELUA3535NU3-P9000U736481K0-V41G	3.75x3.75x3.2	4	4	30°	1000	390~400	1350
ELUA3535NU3-P0010U736481K0-V41G	3.75x3.75x3.2	4	4	30°	1000	400~410	1350

UV | UVA



UNIT : mm



4545

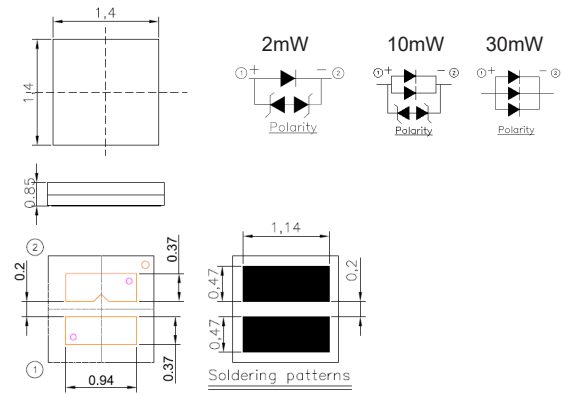
Product	Dimension (mm)	Power (W)	Forward Voltage (V)	View Angle	Forward Current (mA)	Peak Wavelength (nm)	Radiant Flux(mW) Typ.
ELUA4545OG3-P6070U13241500-VD1M	4.5x4.5x4.57	1.8	3.5	30°	500	360~370	900
ELUA4545OG3-P8090U23241500-VD1M	4.5x4.5x4.57	1.8	3.5	30°	500	380~390	1000
ELUA4545OG3-P9000U23241500-VD1M	4.5x4.5x4.57	1.8	3.5	30°	500	390~400	1000
ELUA4545OG3-P0010U23241500-VD1M	4.5x4.5x4.57	1.8	3.5	30°	500	400~410	1000

UV

UV | UVC



UNIT : mm

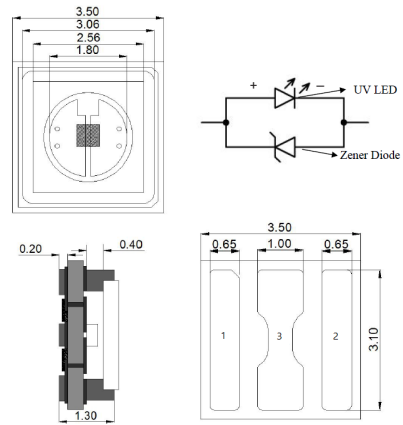


1414

Product	Dimension (mm)	Forward Voltage (V)	View Angle	Forward Current (mA)	Peak Wavelength (nm)	Radiant Flux(mW) Typ.
UVC1414CZ0115-HUC7080004X70040-2T	1.4x1.4x0.85	5.5-7.0	150°	20	270-280	2
UVC1414CZ0215-HUC7080008X70100-2T	1.4x1.4x0.85	5.5-7.0	150°	100	270-280	10




UNIT : mm



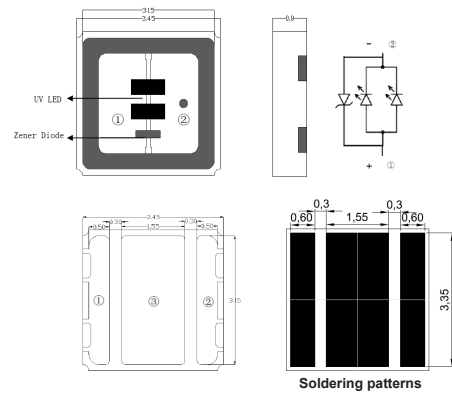
3535

Product	Dimension (mm)	Power (W)	Forward Voltage (V)	View Angle	Forward Current (mA)	Peak Wavelength (nm)	Radiant Flux(mW) Typ.
ELUC3535NUB-P7085Q05075020-S41Q	3.5x3.5x1.3	0.13	5~7.5	120°	20	270-285	2

UV | UVC



UNIT : mm



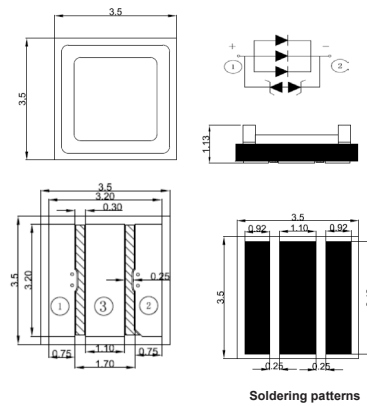
3535

Product	Dimension (mm)	Power (W)	Forward Voltage (V)	View Angle	Forward Current (mA)	Peak Wavelength (nm)	Radiant Flux(mW) Typ.
ELUC3535NUB-P7085Q15070100-S22Q	3.45x3.45x1.1	0.7	5~7	120°	100	270-285	10

UV




UNIT : mm



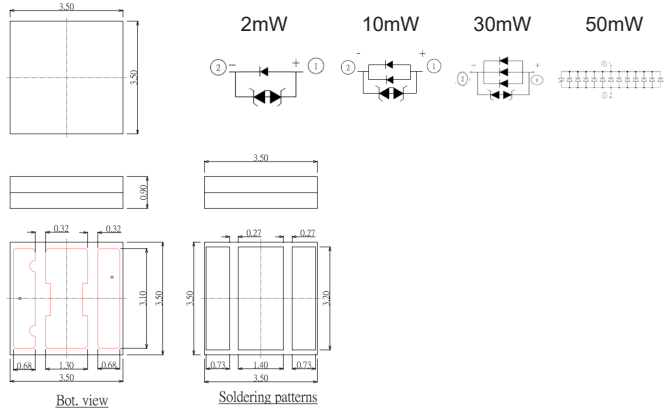
3535

Product	Dimension (mm)	Power (W)	Forward Voltage (V)	View Angle	Forward Current (mA)	Peak Wavelength (nm)	Radiant Flux(mW) Typ.
ELUC3535NUB-P07085Q47090300-F23D	3.5x3.5x1.13	2.4	7~9	120°	300	270-285	30

UV | UVC



UNIT : mm



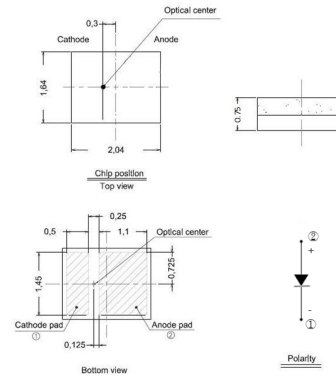
3535

Product	Dimension (mm)	Forward Voltage (V)	View Angle	Forward Current (mA)	Peak Wavelength (nm)	Radiant Flux(mW) Typ.
UVC3535CZ0115-HUC7085001X80020-1T	3.5x3.5x0.99	5.5-9.0	150°	20	270-285	2
UVC3535CZ0215-HUC7085008X80100-1T	3.5x3.5x0.99	5.0-7.5	150°	100	270-285	10
UVC3535CZ0315-HUC7085020X80300-1T	3.5x3.5x0.99	7.0-9.0	150°	300	270-285	30


Flash LED | 2016 series | Ceramic



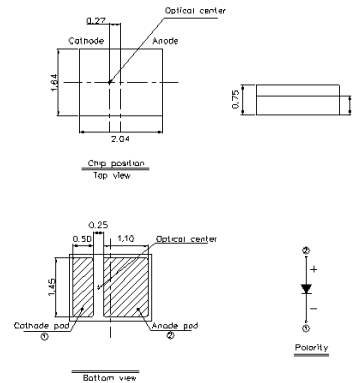
UNIT : mm



Product	Dimension (mm)	Color	CCT	Luminous Flux(Typ.)	Forward Voltage (V)	IF (mA)	CRI
FC2016GF14HP-B506030422839E-2T	2.04x1.64x0.75	○ White	5000~6000	330	2.85~3.95	1000	-
FC2016GF1DHP-B506027402839E-2T	2.04x1.64x0.75	○ White	5000~6000	310	2.85~3.95	1000	-
FC2016GF1DHP-F506025402839E-2T	2.04x1.64x0.75	○ White	5000~6000	280	2.85~3.95	1000	>80



UNIT : mm

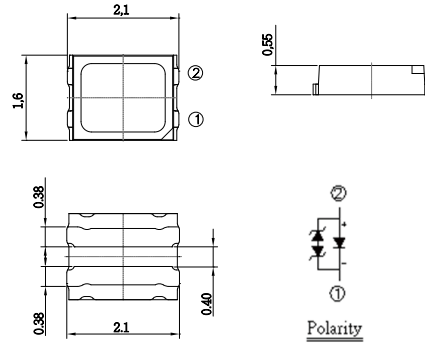


Product	Dimension (mm)	Color	CCT	Luminous Flux(Typ.)	Forward Voltage (V)	IF (mA)	CRI
FC2016GF14MP-B506025362839E-2T	2.04x1.64x0.75	○ White	5000~6000	310	2.85~3.95	1000	-
FC2016GF1DMP-B506028402839E-2T	2.04x1.64x0.75	○ White	5000~6000	290	2.85~3.95	1000	-
FC2016GF14MP-F506026362839E-2T	2.04x1.64x0.75	○ White	5000~6000	290	2.85~3.95	1000	>80

Flash LED | 2016 series | PLCC



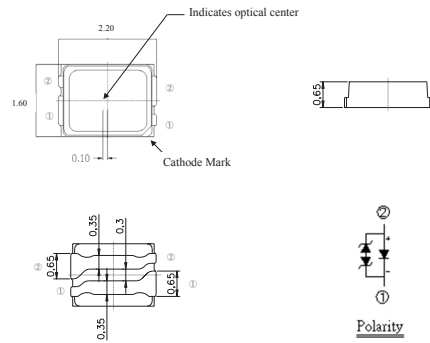
UNIT : mm



Product	Dimension (mm)	Color	CCT	Luminous Flux(Typ.)	Forward Voltage (V)	IF (mA)	CRI
FP2016EF13SA-B506025402839E-2T	2.1x1.6x0.55	○White	5000~6000	320	2.85~3.95	1000	-



UNIT : mm

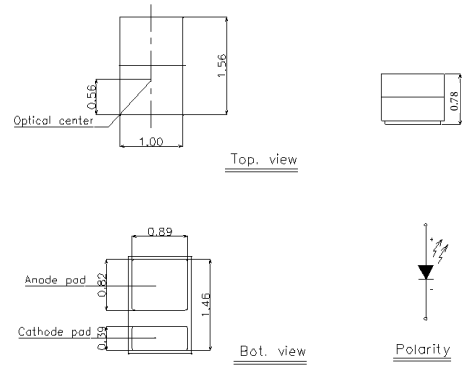


Product	Dimension (mm)	Color	CCT	Luminous Flux(Typ.)	Forward Voltage (V)	IF (mA)	CRI
FP2216FF13LA-B506028382839E-2T	2.2x1.6x0.65	○White	5000~6000	310	2.85~3.95	1000	-


Flash LED | 1610 series | Ceramic



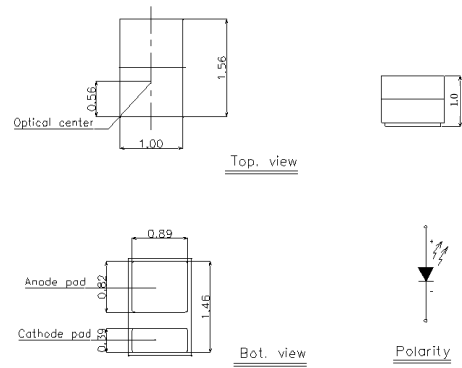
UNIT : mm



Product	Dimension (mm)	Color	CCT	Luminous Flux(Typ.)	Forward Voltage (V)	IF (mA)	CRI
FC1610HF13HP-B506024332839E-2T	1.56x1.0x0.78	○White	5000~6000	270	2.85~3.95	1000	-
FC1610HF13HP-F405024332839E-2T	1.56x1.0x0.78	○White	4000~5000	260	2.85~3.95	1000	>80




UNIT : mm

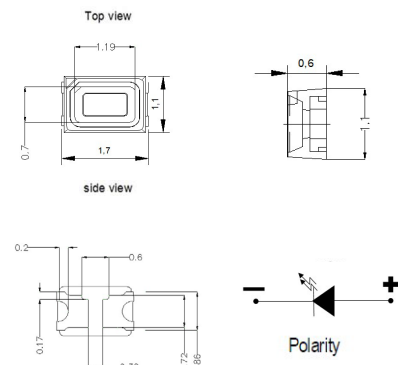


Product	Dimension (mm)	Color	CCT	Luminous Flux(Typ.)	Forward Voltage (V)	IF (mA)	CRI
FC1610JF13HP-B455524352839E-2T	1.56x1.0x1.0	○White	4500~5500	270	2.85~3.95	1000	-

Flash LED | 1610 series | PLCC



UNIT : mm



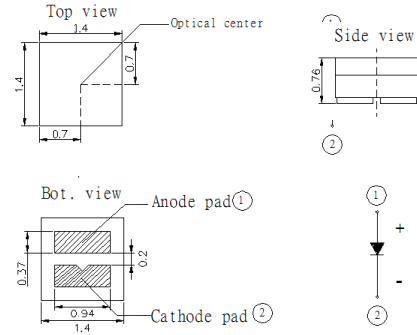
Product	Dimension (mm)	Color	CCT	Luminous Flux(Typ.)	Forward Voltage (V)	IF (mA)	CRI
FP1610JF13SA-J4555061127392-2T	1.6x1.1x0.6	○White	4500~5500	85	2.75~3.95	250	>65

Flash LED

Flash LED | 1414 series | Ceramic



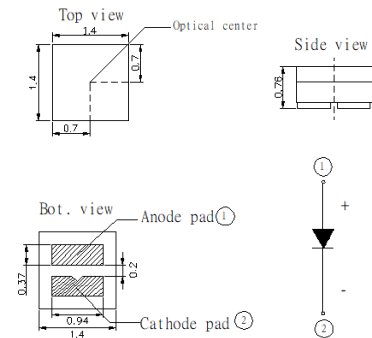
UNIT : mm



Product	Dimension (mm)	Color	CCT	Luminous Flux(Typ.)	Forward Voltage (V)	IF (mA)	CRI
FC1414GF13SM-B506022332839E-3T	1.4x1.4x0.76	○ White	5000~6000	245	2.85~3.95	1000	-




UNIT : mm

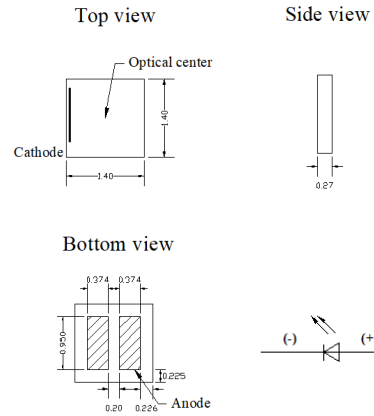


Product	Dimension (mm)	Color	CCT	Luminous Flux(Typ.)	Forward Voltage (V)	IF (mA)	CRI
FC1414GF1DHP-B506028402839E-2T	1.4x1.4x0.76	○ White	5000~6000	300	2.85~3.95	1000	-

Flash LED | 1414 series | CSP




UNIT : mm

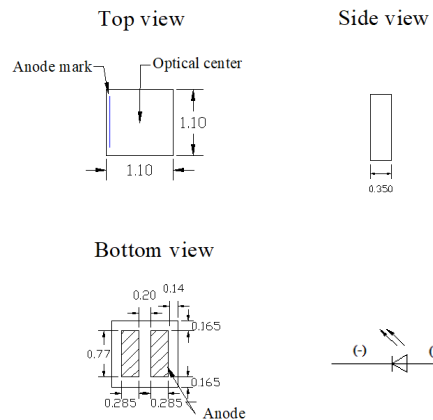


Product	Dimension (mm)	Color	CCT	Luminous Flux(Typ.)	Forward Voltage (V)	IF (mA)	CRI
FN1414BF14EP-B506026402839E-3T	1.4x1.4x0.27	○White	5000~6000	300	2.85~3.95	1000	-
FN1414BF14EP-F405028352839E-3T	1.4x1.4x0.27	○White	4000~5000	310	2.85~3.95	1000	>80
FN1414BF14EP-D354523282839E-3T	1.4x1.4x0.27	○White	3500~4500	240	2.85~3.95	1000	>90

Flash LED | 1111series | CSP



UNIT : mm

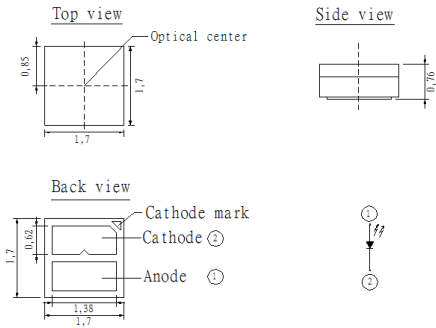


Product	Dimension (mm)	Color	CCT	Luminous Flux(Typ.)	Forward Voltage (V)	IF (mA)	CRI
FN1111CF13EP-B506018282839E-3T	1.1x1.1x0.35	○White	5000~6000	230	2.85~3.95	1000	-

Flash LED | 1717series | Ceramic



UNIT : mm

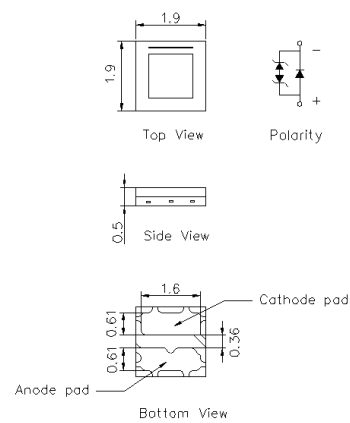


Product	Dimension (mm)	Color	CCT	Luminous Flux(Typ.)	Forward Voltage (V)	IF (mA)	CRI
FC1717GF15HP-F506033452839E-2T	1.7x1.7x0.76	○White	5000~6000	370	2.85~3.95	1000	-
FC1717GF15HP-F405033452839E-2T	1.7x1.7x0.76	○White	4000~5000	360	2.85~3.95	1000	>80

Flash LED | 1919series | EMC



UNIT : mm

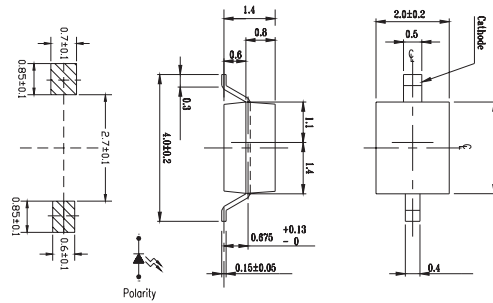


Product	Dimension (mm)	Color	CCT	Luminous Flux(Typ.)	Forward Voltage (V)	IF (mA)	CRI
FE1919EF14ZP-S999-2T	1.9x1.9x0.5	○White	4400~5200	512	3.25~4.25	1500	-

SMD LED | Subminiature LED Lamps (Leadframe)



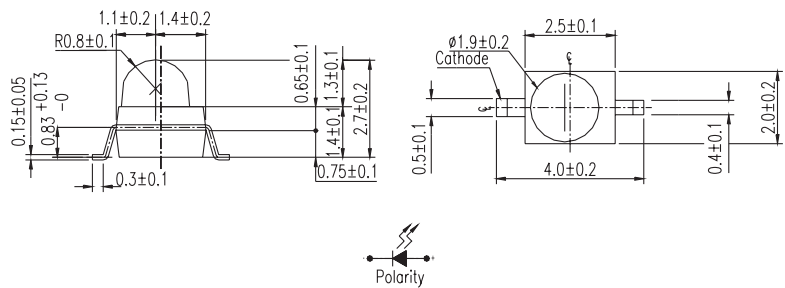
UNIT : mm



Product	Size (LxWxHmm)	Color		I _V			V _F			IF (mA)
		Color	Wavelength nm / CIE	I _V (mcd) min.	I _V (mcd) typ.	I _V (mcd) max.	V _F (V) min.	V _F (V) typ.	V _F (V) max.	
28-21SDRC/S530-A3/TR8	2.5x2.0x1.4	Deep Red	639	20	27	-	1.7	2	2.4	25
28-21UYC/S530-A3/TR8	2.5x2.0x1.4	Yellow	589	21	33	-	-	2	2.4	20
28-21SYGC/S530-E3/TR8	2.5x2.0x1.4	Brilliant Yellow Green	573	16	27	-	1.7	2	2.4	20



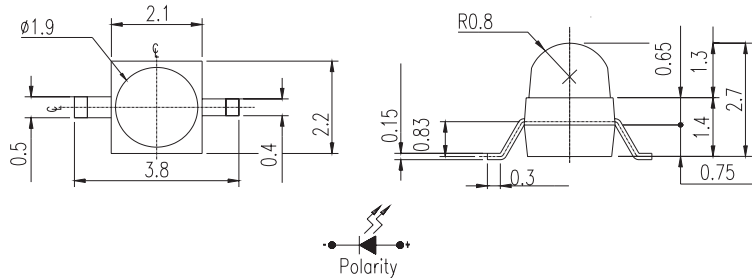
UNIT : mm



Product	Size (LxWxHmm)	Color		I _V			V _F			IF (mA)
		Color	Wavelength nm / CIE	I _V (mcd) min.	I _V (mcd) typ.	I _V (mcd) max.	V _F (V) min.	V _F (V) typ.	V _F (V) max.	
91-21SYGC/S530-E4/TR7	2.0x2.5x2.7	Brilliant Yellow Green	573	528	594	-	-	2	2.4	20
91-21SURC/S530-A6/TR7	2.0x2.5x2.7	Hyper Red	624	802	1232	-	-	2	2.4	20
91-21UYC/S530-A6/TR7	2.0x2.5x2.7	Super Yellow	589	991	1454	-	-	2	2.4	20
91-21SUGC/S400-A4/TR7	2.0x2.5x2.7	Super Green	525	2000	2300	-	-	3.5	4.3	20



UNIT : mm

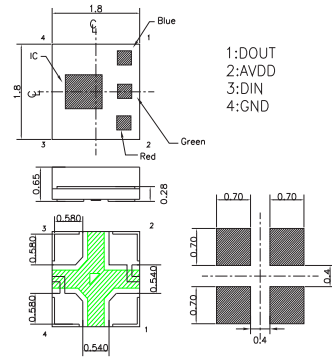


Product	Size (LxWxHmm)	Color		I _V			V _F			IF (mA)
		Color	Wavelength nm / CIE	I _V (mcd) min.	I _V (mcd) typ.	I _V (mcd) max.	V _F (V) min.	V _F (V) typ.	V _F (V) max.	
95-21SYGC/S530-E3/TR9	2.1x 2.0x2.7	Brilliant Yellow Green	573	400	630	-	1.7	2	2.4	20
95-21UYC/S530-A5/TR7	2.1x 2.2x2.7	Super Yellow	589	793	1156	-	-	2	2.4	20
95-21SURC/S530-A6/TR7	2.1x 2.2x2.7	Brilliant Red	624	802	1232	-	-	2	2.4	20


SMD LED | Surface Mount (RGB+IC)



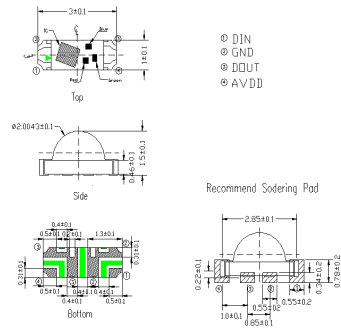
UNIT : mm



Product	Size (LxWxHmm)	Color		I _v			IF(mA)	View Angle(°)
		Color	Wavelength nm / CIE	I _v (mcd) min.	I _v (mcd) typ.	I _v (mcd) max.		
19-C47/RSGHBHC-5V01/2T	1.8 x 1.8 x 0.65	● Brilliant Red	617.5~629.5	28.5	70	180	5	120
	1.8 x 1.8 x 0.65	● Brilliant Green	525~540	140	180	360	5	120
	1.8 x 1.8 x 0.65	● Blue	465~475	28.5	40	72	5	120



UNIT : mm

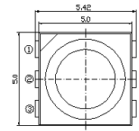


Product	Size (LxWxHmm)	Color		I _v			IF(mA)	View Angle(°)
		Color	Wavelength nm / CIE	I _v (mcd) min.	I _v (mcd) typ.	I _v (mcd) max.		
12-23C/RSGHBHW-5V01/2C	3.0 x 1.0 x 2.0	● Brilliant Red	617.5~629.5	22.5	-	72	5	130
	3.0 x 1.0 x 2.0	● Brilliant Green	525~540	45	-	140	5	130
	3.0 x 1.0 x 2.0	● Blue	465.5~476.5	18	-	57	5	130

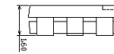
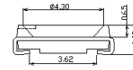
SMD LED | Surface Mount (RGB+IC)



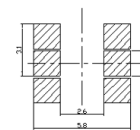
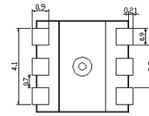
UNIT : mm



- 1. Vss
- 2. NA
- 3. Di
- 4. Do
- 5. NA
- 6. Vdd



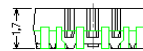
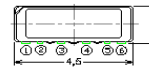
Recommend soldering pad design



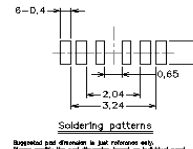
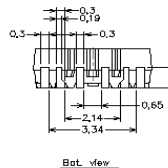
Product	Size (LxWxHmm)	Color		I _v			IF(mA)	View Angle(°)
		Color	Wavelength nm / CIE	I _v (mcd) min.	I _v (mcd) typ.	I _v (mcd) max.		
61-236-ICRQHGRBYC-A05-ET-CS	5.0 x 5.0 x 1.6	● Brilliant Red	617.5~629.5	90	-	280	5	120
	5.0 x 5.0 x 1.6	● Brilliant Green	525~540	280	-	900	5	120
	5.0 x 5.0 x 1.6	● Brilliant Blue	462~474	71	-	224	5	120



UNIT : mm



- 1. DI
- 2. VID
- 3/4. Anode
- 5. GND
- 6. DOUT



Soldering patterns
 Recommend pad dimension is 300µm minimum. 400µm maximum.
 Please modify the pad dimension based on individual need.

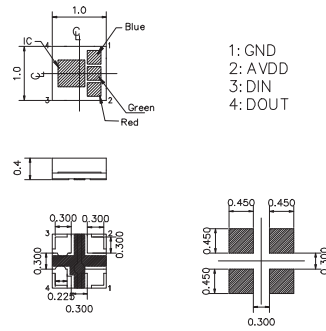
Product	Size (LxWxHmm)	Color		I _v			IF(mA)	View Angle(°)
		Color	Wavelength nm / CIE	I _v (mcd) min.	I _v (mcd) typ.	I _v (mcd) max.		
C4516SDWN3S1-RGBC0120-2H	4.5 x 1.6 x 1.7	● Brilliant Red	618~630	450	-	1120	20	120
	4.5 x 1.6 x 1.7	● Brilliant Green	520~535	1120	-	2800	20	120
	4.5 x 1.6 x 1.7	● Brilliant Blue	463~475	280	-	710	20	120

SMD LED

SMD LED | Surface Mount (RGB+IC) | Top view B1010



UNIT : mm

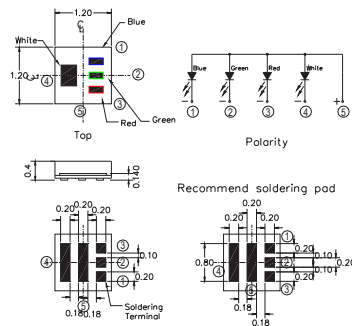


Product	Size (LxWxHmm)	Color		I _V	V _F	IF(mA)	View Angle(°)
		Color	Wavelength nm / CIE	I _V (mcd) min.	V _F (V) typ.		
B1010DWN3S2-RGBC0105-5T	1.0x1.0x0.4	● Brilliant Red	-	45~122	VDD(5V)	5	120
	1.0x1.0x0.4	● Brilliant Green	-	90~225	VDD(5V)	5	120
	1.0x1.0x0.4	● Brilliant Blue	-	18~45	VDD(5V)	5	120

SMD LED | Surface Mount (RGB+IC) | Top view B1212



UNIT : mm

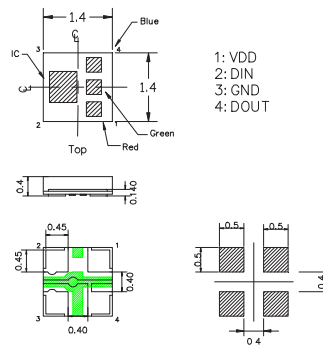


Product	Size (LxWxHmm)	Color		I _V	V _F		IF(mA)	View Angle(°)
		Color	Color	I _V (mcd) min.	V _F (V) min.	V _F (V) max.		
B1212CWN4A1-BGRWD0105-3T	1.2x1.2x0.4	● Brilliant Red		72~112	2.6	3.2	25	130
	1.2x1.2x0.4	● Brilliant Green		285~565	2.4	3.2	25	130
	1.2x1.2x0.4	● Brilliant Blue		112~180	1.7	2.4	25	130
	1.2x1.2x0.4	○ Pure White		180~450	2.6	3.2	25	130

SMD LED | Surface Mount (RGB+IC) | Top view B1414



UNIT : mm

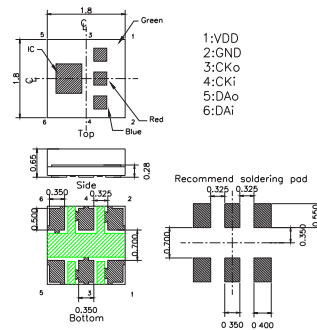


Product	Size (LxWxHmm)	Color	I_V	V_F	IF(mA)	View Angle(°)
		Color	I_V (mcd) min.	V_F (V) typ.		
B1414DWN3S2-RGBC0112-2T	1.4x1.4x0.4	● Brilliant Red	180~720	VDD(5V)	5	120
	1.4x1.4x0.4	● Brilliant Green	720~1800	VDD(5V)	5	120
	1.4x1.4x0.4	● Brilliant Blue	112~450	VDD(5V)	5	120

SMD LED | Surface Mount (RGB+IC) | Top view B1818




UNIT : mm



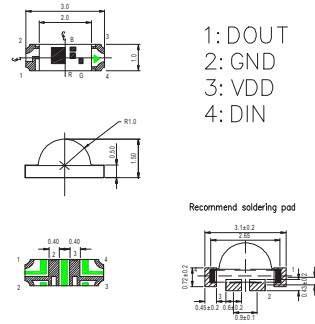
Product	Size (LxWxHmm)	Color	I_V	V_F			IF(mA)	View Angle(°)
		Color	I_V (mcd) min.	V_F (V) min.	V_F (V) typ.	V_F (V) max.		
B1818IC/RSGHBHC-5V01/2T	1.8x1.8x0.65	● Brilliant Red	285~565	VDD(4.5V)	VDD(5V)	VDD(5.5V)	20(I_OUT)	120
	1.8x1.8x0.65	● Brilliant Green	900~1800	VDD(4.5V)	VDD(5V)	VDD(5.5V)	20(I_OUT)	120
	1.8x1.8x0.65	● Blue	180~360	VDD(4.5V)	VDD(5V)	VDD(5.5V)	20(I_OUT)	120

SMD LED

SMD LED | Surface Mount (RGB+IC) | Top view B3010



UNIT : mm

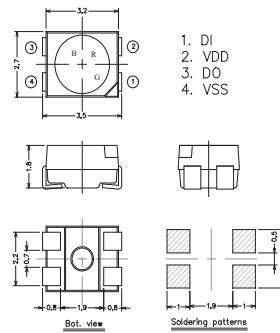


Product	Size (LxWxHmm)	Color	I_V	V_F	IF(mA)	View Angle(°)
		Color	I_V (mcd) min.	V_F (V) typ.		
B3010PWN3S1-GRBD0112-2D	3.0x1.0x1.5	● Brilliant Red	140~285	VDD(5V)	12(I_OUT)	120
	3.0x1.0x1.5	● Brilliant Green	360~715	VDD(5V)	12(I_OUT)	120
	3.0x1.0x1.5	● Blue	72~140	VDD(5V)	12(I_OUT)	120

SMD LED | Surface Mount (RGB+IC) | Top view C3227




UNIT : mm

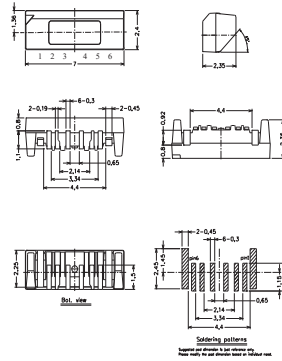


Product	Size (LxWxHmm)	Color	I_V	V_F			IF(mA)	View Angle(°)
		Color	I_V (mcd) min.	V_F (V) min.	V_F (V) typ.	V_F (V) max.		
C3227TDWN3S1-GRBC0112-2T	3.2x2.7x1.8	● Brilliant Red	224~560	VDD(4.5V)	VDD(5V)	VDD(5V)	12(I_OUT)	120
	3.2x2.7x1.8	● Brilliant Green	710~1800	VDD(4.5V)	VDD(5V)	VDD(5V)	12(I_OUT)	120
	3.2x2.7x1.8	● Brilliant Blue	180~450	VDD(4.5V)	VDD(5V)	VDD(5V)	12(I_OUT)	120

SMD LED ■ Surface Mount (RGB+IC) ■ Top view C7024



UNIT : mm

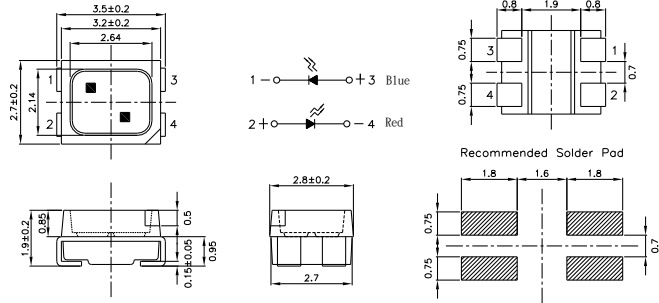


Product	Size (LxWxHmm)	Color	I_v	V_F			IF(mA)	View Angle(°)
		Color	I_v (mcd) min.	V_F (V) min.	V_F (V) typ.	V_F (V) max.		
C7024SDWN3S1-RGBC0118-05H	7.0x2.4x2.35	● Brilliant Red	450~1120	VDD(4.5V)	VDD(5V)	VDD(5V)	20(I_OUT)	120
	7.0x2.4x2.35	● Brilliant Green	1120~2800	VDD(4.5V)	VDD(5V)	VDD(5V)	20(I_OUT)	120
	7.0x2.4x2.35	● Brilliant Blue	280~710	VDD(4.5V)	VDD(5V)	VDD(5V)	20(I_OUT)	120

SMD LED | Surface Mount PLCC LED (Reflector) | Top View LED Bi-Color PLCC4



UNIT : mm



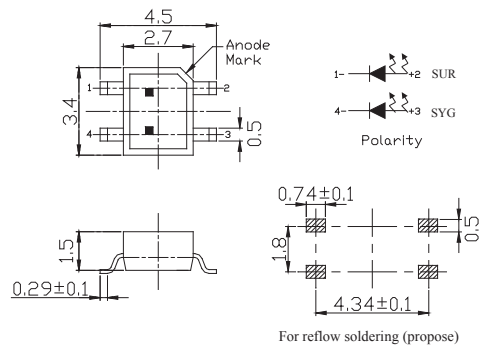
Product	Size (LxWxHmm)	Color		I _v			V _F		IF (mA)
		Color	Wavelength nm / CIE	I _v (mcd) min.	I _v (mcd) typ.	I _v (mcd) max.	V _F (V) min.	V _F (V) max.	
67-22/R6BHC-B07/2T	3.5x2.8x1.9	● Brilliant Red ● Blue	R6:621-631 BH:466.5-471.5	R6:90 BH:90	-	R6:225 BH:225	R6:1.75 BH:2.9	R6:2.35 BH:3.7	20
67-22/R6G6C-B09/2T	3.5x2.8x1.9	● Brilliant Red ● Brilliant Yellow	R6:621-277 SYG:570-574	R6:57 SYG:36	-	R6:140 SYG:90	R6:1.75 SYG:1.75	R6:2.35 SYG:2.35	20
67-22/R6Y2C-B31/2T	3.5x2.8x1.9	● Brilliant Red ● Brilliant Yellow	R6:621-631 SYG:586-594	R6:72 SYG:72	-	R6:285 SYG:285	R6:1.75 SYG:1.75	R6:2.35 SYG:2.35	20
67-22UYSYGC/S530-A5/TR8	3.5x2.8x1.9	● Brilliant Yellow ● Brilliant Yellow Green	UY:589 SYG:573	UY:80 SYG:50	UY:120 SYG:80	-	UY:1.7/2.0 SYG:1.7/2.0	UY:2.4 SYG:2.4	20

SMD LED

SMD LED | Surface Mount PLCC LED (Reflector) | Reverse Mount LED Bi-Color



UNIT : mm

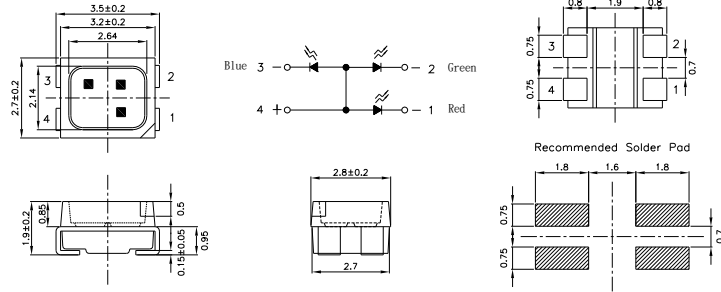


Product	Size (LxWxHmm)	Color		I _v		V _F		IF (mA)
		Color	Wavelength nm / CIE	I _v (mcd) min.	I _v (mcd) typ.	V _F (V) typ.	V _F (V) max.	
93-22SURSYGC/S530-A3/TR8	3.4x2.7x1.5	● Brilliant Red	624	17	41	2.0	2.4	20
	3.4x2.7x1.5	● Brilliant Yellow Green	573	11	17	2.0	2.4	20

SMD LED | Surface Mount PLCC LED (Reflector) | Top View Mono PLCC2



UNIT : mm



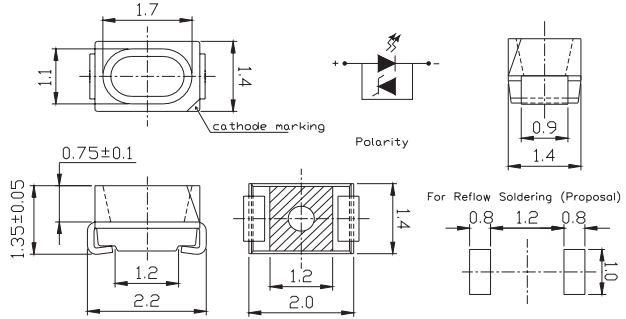
Product	Size (LxWxHmm)	Color		I _v		V _F (V) typ.	V _F (V) max.	IF (mA)
		Color	Wavelength nm / CIE	I _v (mcd) min.	I _v (mcd) max.			
67-23/R6GHBHC-B05/2T	3.5x2.8x1.9	R6: ● Brilliant Red GH: ● Brilliant Green BH: ● Blue	R6 : 621~631 GH : 520~530 BH : 465~475	R6 : 112 GH : 180 BH : 72	R6 : 285 GH : 715 BH : 285	R6 : 2.0 GH : 3.4 BH : 3.4	R6 : 2.4 GH : 3.95 BH : 3.95	20
67-23SDRSYGUBC/TR8	3.5x2.8x1.9	SDR: ● Deep Red SYG: ● Brilliant Yellow Green UB: ● Blue	SDR : 639 SYG : 573 UB : 470	SDR : 63 / 112 SYG : 13 / 20 UB : 11 / 18	-	SDR : 2.0 SYG : 2.0 UB : 3.5	SDR : 2.4 SYG : 2.4 UB : 4.0	20

SMD LED

SMD LED | Surface Mount PLCC LED (Reflector) | Top View Mono PLCC2



UNIT : mm

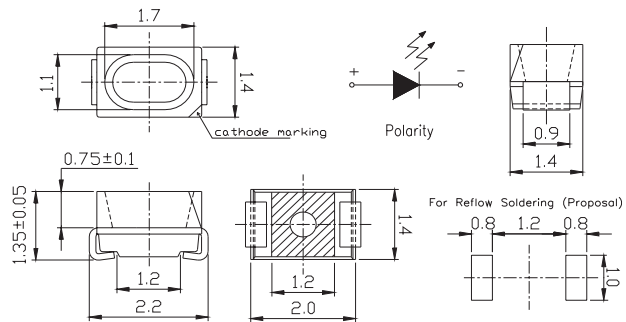


Product	Size (LxWxHmm)	Color		I _v		V _F		IF (mA)
		Color	Wavelength nm / CIE	I _v (mcd) min.	I _v (mcd) max.	V _F (V) min.	V _F (V) max.	
65-11/BHC-AR1S2B2/2T	2.2x1.4x1.35	● Blue	464.5~476.5	112	285	2.9	3.6	20
65-11/T2C-FV1W2E/2T	2.2x1.4x1.35	○ Pure White	x=0.283~0.33 y=0.276~0.36	715	1800	2.75	3.65	20

SMD LED



UNIT : mm

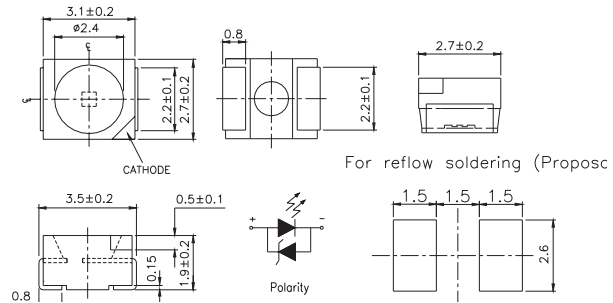


Product	Size (LxWxHmm)	Color		I _v		V _F		IF (mA)
		Color	Wavelength nm / CIE	I _v (mcd) min.	I _v (mcd) typ.	V _F (V) typ.	V _F (V) max.	
65-21/G6C-AN2Q1/3T	2.2x1.4x1.35	● Brilliant Yellow Green	569.5~577.5	36	90	1.75	2.35	20
65-21/BHC-FS/T1B14/2T	2.2x1.4x1.35	● Blue	464~472	180	360	2.7	3.5	20
65-21/Y2SC-AR1S2B/2T	2.2x1.4x1.35	● Brilliant Yellow	585.5~594.5	112	285	1.75	2.35	20
65-21/R6C-AQ1R2B/2T	2.2x1.4x1.35	● Brilliant Red	616.5~634.5	72	180	1.75	2.35	20

SMD LED | Surface Mount PLCC LED (Reflector) | Top View Mono PLCC2



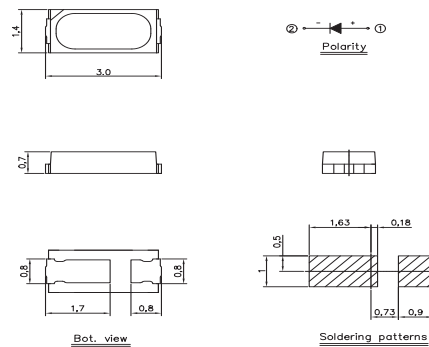
UNIT : mm



Product	Size (LxWxHmm)	Color		I _v		V _F		IF (mA)
		Color	Wavelength nm / CIE	I _v (mcd) min.	I _v (mcd) max.	V _F (V) min.	V _F (V) max.	
67-11/BHC-FQ2S1F/2T	3.5 x 2.7 x 1.9	● Blue	464 - 472	90	285	2.7	3.5	25
67-11/W1C-ES1T2N/2T	3.5 x 2.7 x 1.9	● Warm White	x: 0.264 - 0.33 y: 0.248 - 0.36	180	450	2.7	3.7	25
67-11/W1C-FV1W2F/2T	3.5 x 2.7 x 1.9	○ White	x: 0.283 - 0.33 y: 0.276 - 0.36	715	1800	2.7	3.5	25



UNIT : mm

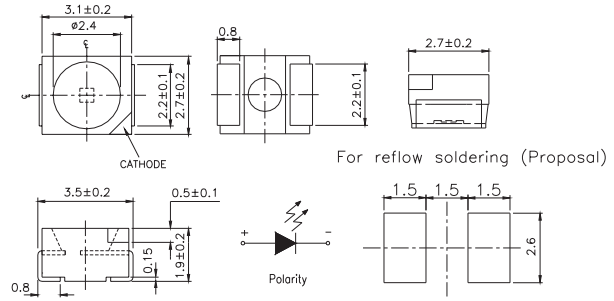


Product	Size (LxWxHmm)	Color		I _v		V _F		IF(mA)	View Angle(°)
		Color	Wavelength nm / CIE	I _v (mcd) min.	I _v (mcd) max.	V _F (V) min.	V _F (V) max.		
3014-BUT-SBBBCAK1E-2T8-CS	3.0x1.4x0.7	○ White	x: 0.28 - 0.30 y: 0.2466-0.3034	2240	3550	2.4	3.6	20	120

SMD LED | Surface Mount PLCC LED (Reflector) | Top View Mono PLCC2



UNIT : mm

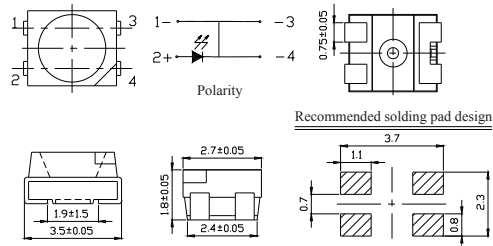


Product	Size (LxWxHmm)	Color		I_V		V_F		IF (mA)
		Color	Wavelength nm / CIE	I_V (mcd) min.	I_V (mcd) max.	V_F (V) min.	V_F (V) max.	
67-21/BHC-FQ1R2F/2T	3.5x2.7x1.9	● Blue	462~472	72	180	2.7	3.7	20
67-21/B7C-AS2U1N/2T	3.5x2.7x1.9	● Blue	464.5~476.5	225	565	2.7	3.7	20
67-21/GBC-YV2W2N/2T	3.5x2.7x1.9	● Brilliant Green	520~535	900	1800	2.7	3.7	20
67-21/GHC-AS2U1B17Z/2T	3.5x2.7x1.9	● Brilliant Green	517.5~535.5	225	565	2.5	3.5	10
67-21/GHC-BV1/2T	3.5x2.7x1.9	● Brilliant Green	523.5~533.5	715	900	2.7	4.3	20
67-21/R6C-AP2R1B/2T	3.5x2.7x1.9	● Brilliant Red	617.5~633.5	57	140	1.75	2.35	20
67-21/R6C-FN2Q1BZ/2T	3.5x2.7x1.9	● Brilliant Red	621~631	36	90	1.75	2.35	10
67-21/R6C-FR2T1B/2T	3.5x2.7x1.9	● Brilliant Red	621~631	140	360	1.75	2.35	20
67-21/R6C-FS1U1B/2T	3.5x2.7x1.9	● Brilliant Red	621~631	180	565	1.75	2.35	20
67-21/RSC-FT2V1B/2T	3.5x2.7x1.9	● Brilliant Red	621~631	360	900	1.75	2.35	20
67-21/S2C-FQ2R2B/2T	3.5x2.7x1.9	● Brilliant Orange	603~609	90	180	1.75 / 2	2.35	20
67-21/S2C-AQ2S1B/2T	3.5x2.7x1.9	● Brilliant Orange	600.5~612.5	90	225	1.75	2.35	20
67-21/T2C-ZV1W2E/2T	3.5x2.7x1.9	○ White	x=0.2498~0.296 y=0.2185~0.2950	715	1800	2.75	3.65	20
67-21/Y2C-BR2T1B/2T	3.5x2.7x1.9	● Brilliant Yellow	588.5~594.5	140	360	1.75	2.35	20
67-21/YSC-FU1V2B/2T	3.5x2.7x1.9	● Brilliant Yellow	586~594	450	1120	1.75	2.35	20

SMD LED | Surface Mount PLCC LED (Reflector) | Top View Mono PLCC3



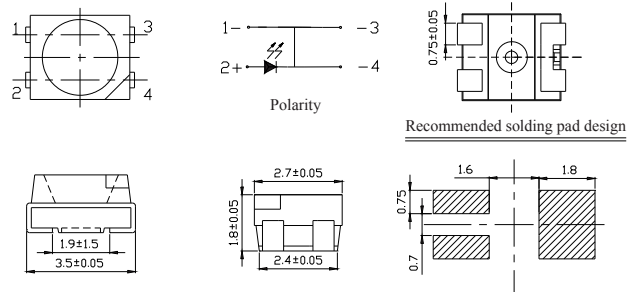
UNIT : mm



Product	Size (LxWxHmm)	Color		I _v			V _F			IF (mA)
		Color	Wavelength nm / CIE	I _v (mcd) min.	I _v (mcd) typ.	I _v (mcd) max.	V _F (V) min.	V _F (V) typ.	V _F (V) max.	
67-31A/SAC-AW1X2B9Z5/2T	3.5x2.7x1.8	● Reddish Orange	605.5-625.5	1120	-	2850	1.95	-	2.75	50
67-31A/GHC-YV1W2EZ3/2T	3.5x2.7x1.8	● Green	520~535	715	-	1800	2.75	-	3.65	30
67-31A/B7C-AT1U2MZ3/2T	3.5x2.7x1.8	● Blue	464.5~476.5	285	-	715	2.75	-	3.95	50



UNIT : mm



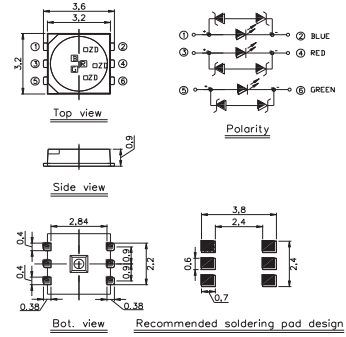
Product	Size (LxWxHmm)	Color		I _v			V _F			IF (mA)
		Color	Wavelength nm / CIE	I _v (mcd) min.	I _v (mcd) typ.	I _v (mcd) max.	V _F (V) min.	V _F (V) typ.	V _F (V) max.	
67-31E/RSC-AV1W2B9Z5/2T	3.5x2.7x1.8	● Brilliant Red	617.5-633.5	715	-	1800	2.15	-	2.75	50

SMD LED

SMD LED | Surface Mount PLCC LED (Reflector) | Top View Full-color PLCC6



UNIT : mm

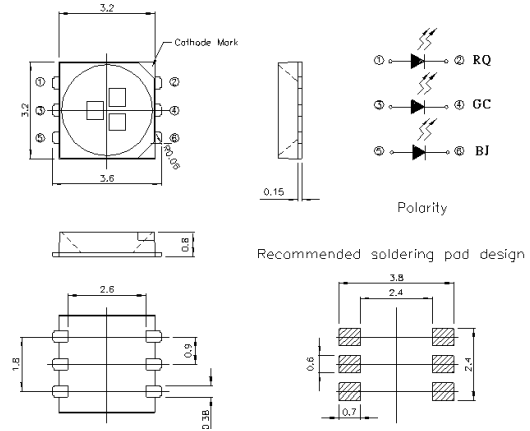


Product	Size (LxWxHmm)	Color		I _v		V _F		IF(mA)	View Angle(°)
		Color	Wavelength nm / CIE	I _v (mcd) min.	I _v (mcd) max.	V _F (V) min.	V _F (V) max.		
67-135-BYGRRTNW-M101520-2T8-CS	3.6x3.2x0.9	● Red	617.5~629.5	450	1120	1.75	2.75	20	120
	3.6x3.2x0.9	● Green	520~535	900	2240	2.4	3.4	15	120
	3.6x3.2x0.9	● Blue	460~475	140	355	2.4	3.4	10	120
	3.6x3.2x0.9	○ White	CIE_X:0.264-0.324 CIE_Y:0.256-0.316	1400	3550	-	-	-	120

SMD LED



UNIT : mm

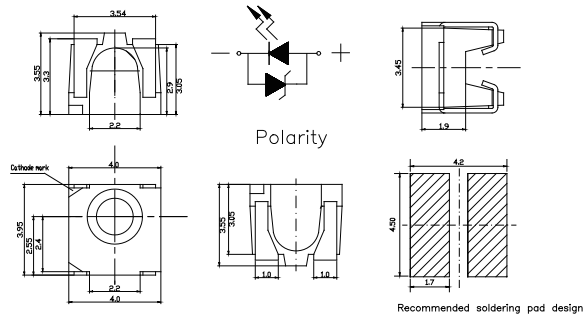


Product	Size (LxWxHmm)	Color		I _v		V _F		IF (mA)
		Color	Wavelength nm / CIE	I _v (mcd) min.	I _v (mcd) max.	V _F (V) min./typ.	V _F (V) max.	
67-235-BJRQGCC-A01E-2T8-CS	3.2x3.2x0.8	● BQ:Super-Red ● GC:Brilliant Green ● BJ:Blue	BQ:617.5-629.5 GC:525-535 BJ:465-475	BQ:450 GC:1120 BJ:225	BQ:900 GC:1800 BJ:450	BQ:1.75 GC:2.75 BJ:2.75	BQ:2.75 GC:3.65 BJ:3.65	20

SMD LED | Surface Mount PLCC LED (Reflector) | Side View LED



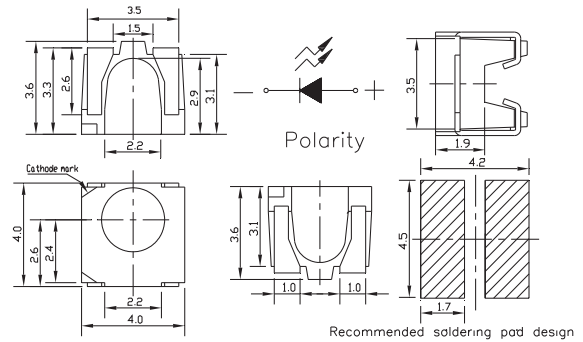
UNIT : mm



Product	Size (LxWxHmm)	Color		I_V		V_F			IF (mA)
		Color	Wavelength nm / CIE	I_V (mcd) min.	I_V (mcd) max.	V_F (V) min.	V_F (V) typ.	V_F (V) max.	
57-11UTC/S827-1/TR8	4.0x4.0x3.6	○ White	x=0.3070~0.3520 y=0.2840~0.3710	900	1800	2.75	-	3.95	20



UNIT : mm

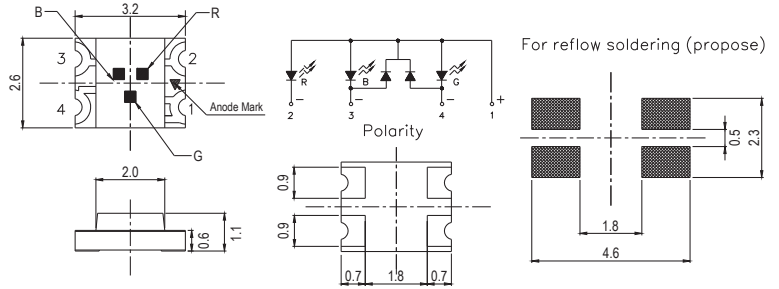


Product	Size (LxWxHmm)	Color		I_V		V_F			IF (mA)
		Color	Wavelength nm / CIE	I_V (mcd) min.	I_V (mcd) max.	V_F (V) min.	V_F (V) typ.	V_F (V) max.	
57-21/R6C-AP1Q2B/BF	4.0x4.0x3.6	● Brilliant Red	617.5-633.5	45	112	1.75	-	2.35	10
57-21SYGC/S530-E3/TR8	4.0x4.0x3.6	● Brilliant Yellow Green	573	32	-	1.7	2	2.4	20

SMD LED | Surface Mount PLCC LED (Reflector) | Top View Full Color



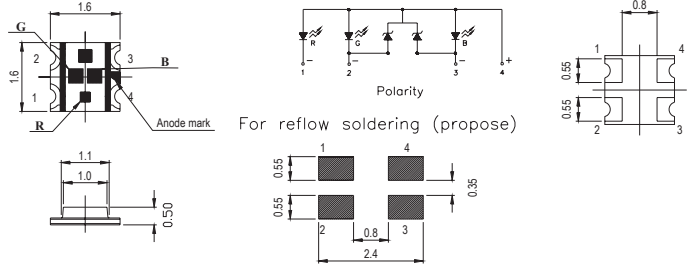
UNIT : mm




Product	Size (LxWxHmm)	Color		I _V		V _F			IF (mA)
		Color	Wavelength nm / CIE	I _V (mcd) min.	I _V (mcd) typ.	V _F (V) min.	V _F (V) typ.	V _F (V) max.	
15-13D/R6GHBHC-A01/2T	3.2x2.6x1.1	● Brilliant Red	R6 : 624	90	140	1.7	2	2.4	20
	3.2x2.6x1.1	● Brilliant Green	GH : 525	112	180	2.7	3.3	3.7	20
	3.2x2.6x1.1	● Blue	BH : 470	45	70	2.7	3.3	3.7	20



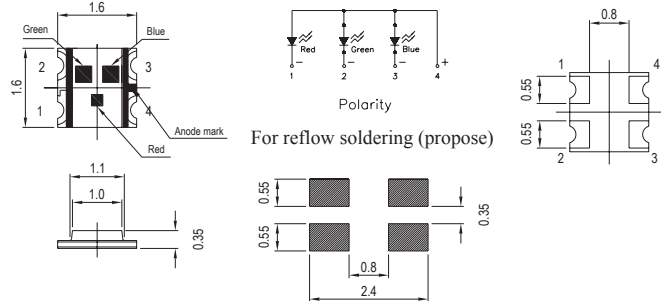
UNIT : mm



Product	Size (LxWxHmm)	Color		I _V	V _F		IF (mA)
		Color	Wavelength nm / CIE	I _V (mcd) min.	V _F (V) min.	V _F (V) max.	
19-137/R6GHBHC-A01/2T	1.6x1.6x0.5	● Brilliant Red	R6 : 624	R6 : 72 / 100	R6 : 1.7 / 2	R6 : 2.4	20
		● Brilliant Green	GH : 525	GH : 112 / 180	GH : 2.7 / 3.3	GH : 3.7	
		● Blue	BH : 470	BH : 28.5 / 50	BH : 2.7 / 3.3	BH : 3.7	



UNIT : mm

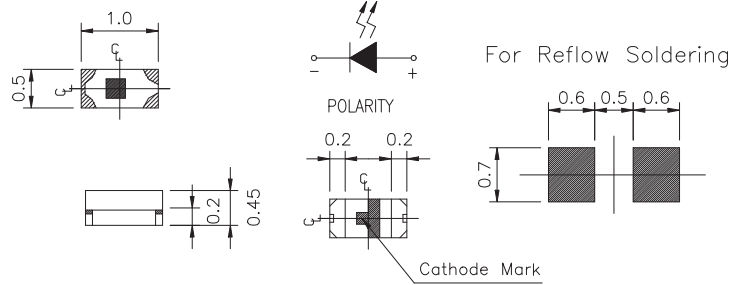


Product	Size (LxWxHmm)	Color		I _V	V _F		IF (mA)
		Color	Wavelength nm / CIE	I _V (mcd) min.	V _F (V) min.	V _F (V) max.	
19-237/R6GHBHC-A04/2T	1.6x1.6x0.35	● Brilliant Red	R6 : 624	R6 : 18 / 30	R6 : 1.9	R6 : 2.2	20
		● Brilliant Green	GH : 525	GH : 28.5 / 60	GH : 2.6	GH : 3	
		● Blue	BH : 470	BH : 11.5 / 18	BH : 2.6	BH : 3	

SMD LED | Surface Mount Chip LED (PCB) | Top View 0402 (0.2T~0.5T)



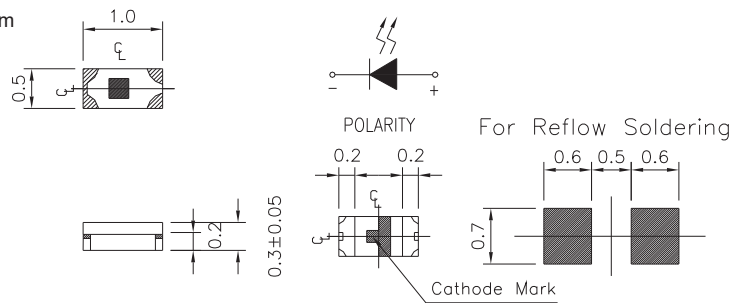
UNIT : mm



Product	Size (LxWxHmm)	Color		I _v		V _F			IF (mA)
		Color	Wavelength nm / CIE	I _v (mcd) min.	I _v (mcd) max.	V _F (V) min.	V _F (V) max.	V _F (V) max.	
16-213/BHC-AN1P2/3T	1.0x0.5x0.45	● Blue	470	28.5	72	2.7 / 3.3	3.7	20	
16-213/BHC-ZL1M2QY/3T	1.0x0.5x0.45	● Blue	470	11.5	28.5	2.7	3.2	5	
16-213/GHC-YR1S1/3T	1.0x0.5x0.45	● Brilliant Green	525	112	225	2.7 / 3.3	3.7	20	
16-213/R6C-AQ2R2B/3T	1.0x0.5x0.45	● Brilliant Red	617.5~633.5	90	180	1.75	2.35	20	
16-213/T3D-AP1Q2QY/3T	1.0x0.5x0.45	○ Pure White	x=0.29, y=0.30	45	112	2.7	3.2	5	
16-213/T7D-AQ1R1QY/3T	1.0x0.5x0.45	○ Pure White	x=0.29, y=0.30	72	140	2.7	3.2	5	



UNIT : mm

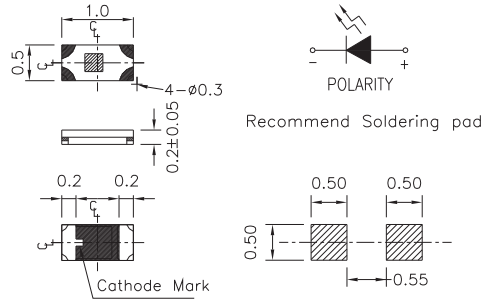


Product	Size (LxWxHmm)	Color		I _v			V _F			IF (mA)
		Color	Wavelength nm / CIE	I _v (mcd) min.	I _v (mcd) typ.	I _v (mcd) max.	V _F (V) min.	V _F (V) typ.	V _F (V) max.	
16-216/T3D-AQ1R2TY/3T	1.0x0.5x0.3	○ Pure White	CIE_X:0.274-0.334 CIE_Y:0.226-0.376	72	-	180	2.6	-	3	5


SMD LED | Surface Mount Chip LED (PCB) | Top View 0402 (0.2T~0.5T)



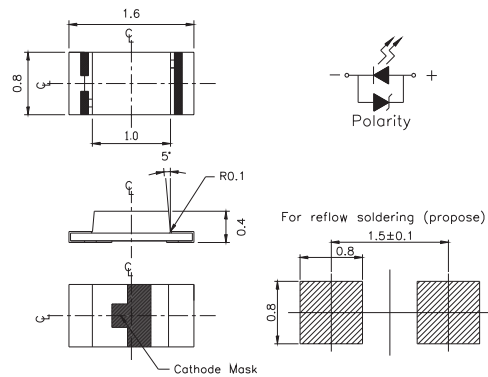
UNIT : mm



Product	Size (LxWxHmm)	Color		I_V			V_F			IF (mA)
		Color	Wavelength nm / CIE	I_V (mcd) min.	I_V (mcd) typ.	I_V (mcd) max.	V_F (V) min.	V_F (V) typ.	V_F (V) max.	
16-219A/T2D-AR2T1QY/3T	1.0x0.5x0.2	○ Pure White	CIE_X:0.274-0.334 CIE_Y:0.226-0.376	140	-	360	2.7	-	3.2	5




UNIT : mm

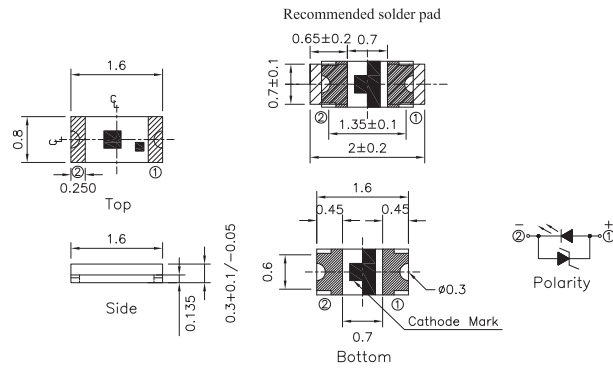


Product	Size (LxWxHmm)	Color		I_V		V_F		IF (mA)
		Color	Wavelength nm / CIE	I_V (mcd) min.	I_V (mcd) max.	V_F (V) min.	V_F (V) max.	
19-117/BHC-YJ2K2TX/3T	1.6x0.8x0.4	● Blue	465-475	18	45	2.7	3.2	5
19-117/BHC-ZL1M2RY/3T	1.6x0.8x0.4	● Brilliant Green	520-540	72	180	2.5	3.2	5
19-117/T1D-AP2Q2QY/3T	1.6x0.8x0.4	○ Pure White	x=0.274, y=0.226	18	45	2.5	2.9	2


SMD LED | Surface Mount Chip LED (PCB) | Top View 0603 (0.2T~0.8T)



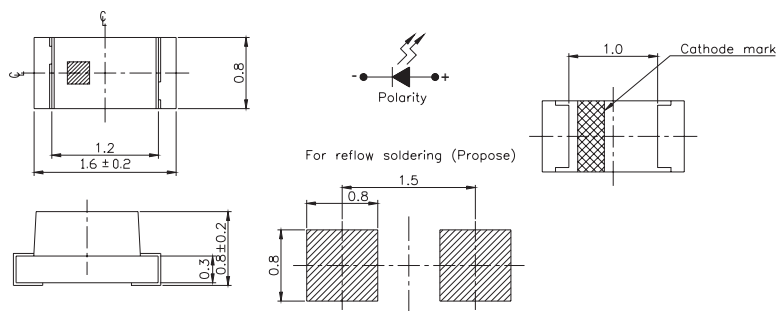
UNIT : mm



Product	Size (LxWxHmm)	Color		I _V			V _F			IF (mA)
		Color	Wavelength nm / CIE	I _V (mcd) min.	I _V (mcd) typ.	I _V (mcd) max.	V _F (V) min.	V _F (V) typ.	V _F (V) max.	
19-118/BHC-ZL1M2QY/3T	1.6x0.8x0.3	Blue	465-475	11.5	-	28.5	2.7	-	3.2	5



UNIT : mm



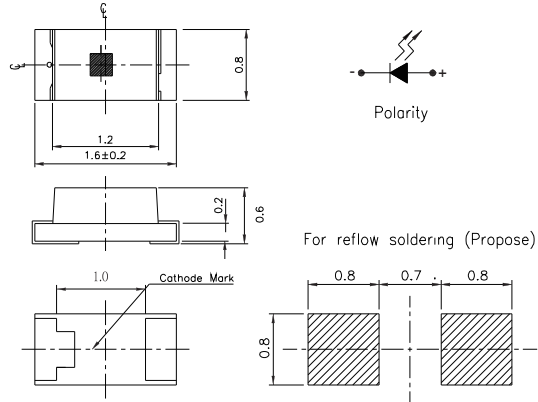
Product	Size (LxWxHmm)	Color		I _V		V _F		IF (mA)
		Color	Wavelength nm / CIE	I _V (mcd) min.	I _V (mcd) max.	V _F (V) min.	V _F (V) max.	
19-21/B6C-AP2Q2M/3T	1.6x0.8x0.8	Blue	470	57	112	2.75	3.95	20
19-21/BHC-AP1Q2/3T	1.6x0.8x0.8	Blue	470	45	112	2.7 / 3.3	3.7	20
19-21/BHC-ZQ1R2N/3T	1.6x0.8x0.8	Blue	470	72	180	2.7	3.7	20
19-21/G6C-AL1M2LY/3T	1.6x0.8x0.8	Brilliant Yellow Green	573	11.5	28.5	1.7	2.3	5
19-21/G6C-FM1N2B/3T	1.6x0.8x0.8	Brilliant Yellow Green	573	18	45	1.75	2.35	20
19-21/G6C-FP1Q1L/3T	1.6x0.8x0.8	Brilliant Yellow Green	573	45	90	1.7	2.3	20
19-21/GHC-YP1Q2TY/3T	1.6x0.8x0.8	Brilliant Green	525	45	112	2.6	3.0	5
19-21/GPC-FL1M2B/3T	1.6x0.8x0.8	Green	562	11.5	28.5	1.75	2.35	20
19-21/R6C-AL2N1VY/3T	1.6x0.8x0.8	Brilliant Red	624	14.5	36	1.7	2.2	5
19-21/R6C-FP1Q2L/3T	1.6x0.8x0.8	Brilliant Red	624	45	112	1.7	2.3	20
19-21/R7C-AK1L2BY/3T	1.6x0.8x0.8	Deep Red	631	7.2	18	1.75	2.35	5
19-21/R7C-AN2Q1B/3T	1.6x0.8x0.8	Deep Red	631	36	90	1.75	2.35	20
19-21/R8C-FN2Q1L/3T	1.6x0.8x0.8	Deep Red	639	36	90	1.7	2.3	20
19-21/S2C-AL2M2VY/3T	1.6x0.8x0.8	Brilliant Orange	605	14.5	28.5	1.7	2.2	5
19-21/S2C-AQ1R2B/3T	1.6x0.8x0.8	Brilliant Orange	605	72	180	1.75	2.35	20
19-21/T1D-CPQTY/3T	1.6x0.8x0.8	Pure White	x=0.274, y=0.226	45	112	2.6	3	5
19-21/Y2C-AL1M2VY/3T	1.6x0.8x0.8	Brilliant Yellow	589	11.5	28.5	1.7	2.2	5
19-21/Y2C-CP1Q2B/3T	1.6x0.8x0.8	Brilliant Yellow	589	45	112	1.75	2.35	20

SMD LED

SMD LED | Surface Mount Chip LED (PCB) | Top View 0603 (0.2T~0.8T)




UNIT : mm

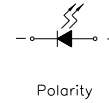
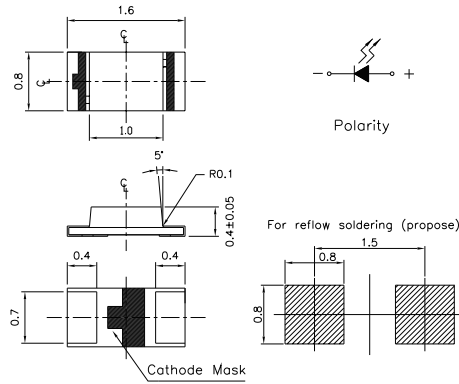


Product	Size (LxWxHmm)	Color		I _V		V _F		IF (mA)
		Color	Wavelength nm / CIE	I _V (mcd) min.	I _V (mcd) max.	V _F (V) min.	V _F (V) max.	
19-213/Y2C-CQ1R2/3T	1.6x0.8x0.6	● Brilliant Yellow	589	72	180	1.7 / 2	2.4	20
19-213/B7C-AQ2S1B2/3T	1.6x0.8x0.6	● Blue	470	90	225	2.9	3.6	20
19-213/BHC-AP1Q2/3T	1.6x0.8x0.6	● Blue	470	45	112	2.7	3.7	20
19-213/G6C-AP1Q2/3T	1.6x0.8x0.6	● Brilliant Yellow Green	573	45	112	2	2.4	20
19-213/G6C-BM1N2B/3T	1.6x0.8x0.6	● Brilliant Yellow Green	573	18	45	1.75	2.35	20
19-213/G6C-FN2Q1L/3T	1.6x0.8x0.6	● Brilliant Yellow Green	573	36	90	1.7	2.3	20
19-213/G6W-FN1P1B/3T	1.6x0.8x0.6	● Brilliant Yellow Green	573	28.5	57	1.75	2.35	20
19-213/GHC-XS1T1N/3T	1.6x0.8x0.6	● Brilliant Green	525	180	360	2.7	3.7	20
19-213/GHC-YP1Q2QY/3T	1.6x0.8x0.6	● Brilliant Green	525	45	112	2.7	3.2	5
19-213/GHC-YR1S2/3T	1.6x0.8x0.6	● Brilliant Green	525	112	285	3.5	4	20
19-213/R6C-AM2P1VY/3T	1.6x0.8x0.6	● Brilliant Red	624	22.5	57	1.7	2.2	5
19-213/R7C-AP1Q2L/3T	1.6x0.8x0.6	● Deep Red	639	45	112	1.7	2.3	20
19-213/R6C-AP1Q2B/3T	1.6x0.8x0.6	● Brilliant Red	624	45	112	1.75	2.35	20
19-213/R6C-AQ1R2B/3T	1.6x0.8x0.6	● Brilliant Red	624	72	180	1.75	2.35	20
19-213/R8C-FN1P2/3T	1.6x0.8x0.6	● Deep Red	639	28.5	72	1.7 / 2	2.4	20
19-213/S2C-AP1Q2B/3T	1.6x0.8x0.6	● Brilliant Orange	605	45	112	1.75	2.35	20
19-213/S3C-AN2P2B/3T	1.6x0.8x0.6	● Reddish Orange	615	36	72	1.75	2.35	20
19-213/T1D-KS1T1N/3T	1.6x0.8x0.6	○ Pure White	x=0.294, y=0.254	180	360	2.7	3.7	20
19-213/Y2C-AP1Q2B/3T	1.6x0.8x0.6	● Brilliant Yellow	589	45	112	1.75	2.35	20
19-213/Y2C-CN1P2/3T	1.6x0.8x0.6	● Brilliant Yellow	589	28.5	72	1.7 / 2	2.4	20
19-213/Y2C-CP1Q2L/3T	1.6x0.8x0.6	● Brilliant Yellow	589	45	112	1.7	2.3	20
19-213/Y2C-CQ2R2L/3T	1.6x0.8x0.6	● Brilliant Yellow	589	90	180	1.7	2.3	20

SMD LED | Surface Mount Chip LED (PCB) | Top View 0603 (0.2T~0.8T)



UNIT : mm



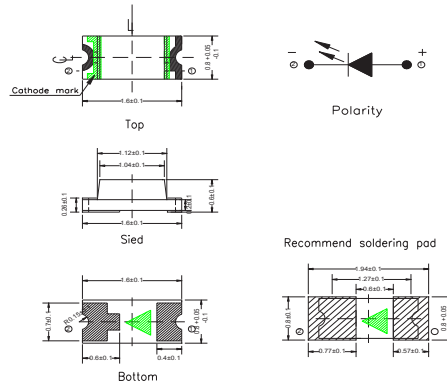
Product	Size (LxWxHmm)	Color		I _v		V _F		IF (mA)
		Color	Wavelength nm / CIE	I _v (mcd) min.	I _v (mcd) max.	V _F (V) min.	V _F (V) max.	
19-217/B7C-ZL2N1B3X/3T	1.6x0.8x0.4	Blue	470	14.5	35	2.5	2.9	2
19-217/BHC-AN1P2/3T	1.6x0.8x0.4	Blue	470	28.5	72	2.7 / 3.3	3.7	20
19-217/BHC-XK1L2B11X/3T	1.6x0.8x0.4	Blue	470	7.2	18	2.6	2.9	2
19-217/BHC-ZL1M2RY/3T	1.6x0.8x0.4	Blue	470	11.5	28.5	2.5	3.1	5
19-217/G7C-AN1P2/3T	1.6x0.8x0.4	Brilliant Yellow Green	573	28.5	72	1.7/2.0	2.4	20
19-217/GHC-YR1S2/3T	1.6x0.8x0.4	Brilliant Green	525	112	285	2.7 / 3.3	3.7	20
19-217/R6C-P1Q2/3T	1.6x0.8x0.4	Brilliant Red	624	45	112	1.7 / 2	2.4	20
19-217/S2C-AL1M2VY/3T	1.6x0.8x0.4	Brilliant Orange	605	11.5	28.5	1.7	2.2	5
19-217/S3C-AL2N1VY/3T	1.6x0.8x0.4	Reddish Orange	615	14.5	36	1.7	2.2	5
19-217/T1D-CQ2R2TY/3T	1.6x0.8x0.4	Pure White	x=0.274,y=0.226	90	180	2.6	3.0	5
19-217/T7D-CT2V1N/3T	1.6x0.8x0.4	Pure White	x=0.274,y=0.226	360	900	2.7	3.7	20
19-217/Y5C-AM1N1VY/3T	1.6x0.8x0.4	Brilliant Yellow	589	18	36	1.7	2.2	5
19-217/Y5C-AP1Q2/3T	1.6x0.8x0.4	Brilliant Yellow	589	45	112	1.7/2.0	2.4	20
19-217/Y5C-AQ2R2/3T	1.6x0.8x0.4	Brilliant Yellow	589	90	180	1.7 / 2	2.4	20

SMD LED

SMD LED | Surface Mount Chip LED (PCB) | Top View 0603 (0.2T~0.8T)




UNIT : mm

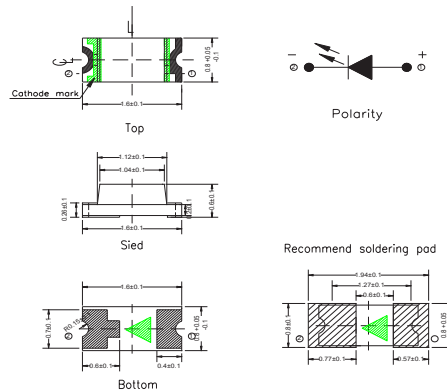


Product	Size (LxWxHmm)	Color		I _V		V _F			IF (mA)
		Color	Wavelength nm / CIE	I _V (mcd) min.	I _V (mcd) max.	V _F (V) min.	V _F (V) typ.	V _F (V) max.	
19E-213/T1D-KS1T1N/5T	1.6x0.8x0.26	○ Pure White	x=0.294,y=0.254	180	360	2.7	-	3.7	20
19E-213/R6C-AR1S1B/5T	1.6x0.8x0.26	● Brilliant Red	617.5~633.5	112	225	1.75	-	2.35	20
19E-213/GHC-YR1S2/5T	1.6x0.8x0.26	● Brilliant Green	520~535	112	285	-	3.5	4	20
19E-213/B7C-AR2S2B2/5T	1.6x0.8x0.26	● Blue	464.5~476.5	140	285	2.9	-	3.6	20
19E-213/Y2C-CQ2R2L	1.6x0.8x0.26	● Brilliant Yellow	585.5~591.5	90	180	1.7	-	2.3	20
19E-213/S2C-AQ2R2B/5T	1.6x0.8x0.26	● Brilliant Orange	600.5~612.5	90	180	1.75	-	2.35	20
19E-213/G6C-AN2P2B/5T	1.6x0.8x0.26	● Brilliant Yellow Green	569.5~577.5	36	72	1.75	-	2.35	20

SMD LED



UNIT : mm

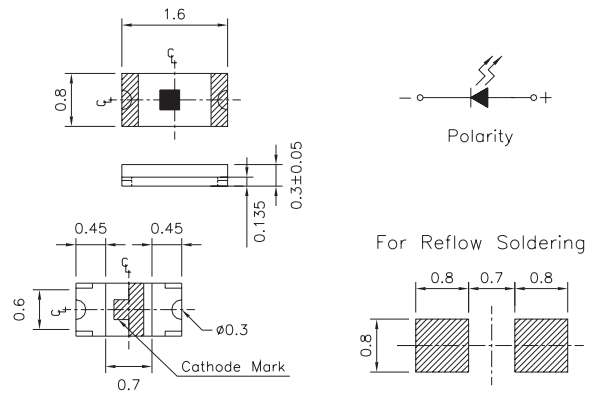


Product	Size (LxWxHmm)	Color		I _V		V _F			IF (mA)
		Color	Wavelength nm / CIE	I _V (mcd) min.	I _V (mcd) max.	V _F (V) min.	V _F (V) typ.	V _F (V) max.	
19E-217/T1D-CQ2R2TY/6T	1.6x0.8x0.4	○ Pure White	x=0.274,y=0.226	360	900	2.7	-	3.7	20
19E-217/R6C-ALIM2VY/6T	1.6x0.8x0.4	● Brilliant Red	617.5~633.5	11.5	28.5	1.7	-	2.2	5
19E-217/GHC-YR1S2/6T	1.6x0.8x0.4	● Brilliant Green	520~535	112	285	2.7	3.3	3.7	20
19E-217/B7C-ZL2N1B3X/6T	1.6x0.8x0.4	● Blue	464.5~476.5	28.5	72	2.7	3.3	3.7	20
19E-217/Y5C-AR2S2B/6T	1.6x0.8x0.4	● Brilliant Yellow	585.5~591.5	140	285	1.75	-	2.35	20
19E-217/S2C-AM2N2VY/6T	1.6x0.8x0.4	● Brilliant Orange	600.5~612.5	22.5	45	1.7	-	2.2	5
19E-217/G6C-JL1M2VY/6T	1.6x0.8x0.4	● Brilliant Yellow Green	569.5~577.5	11.5	28.5	1.7	-	2.2	5

SMD LED | Surface Mount Chip LED (PCB) | Top View 0603 (0.2T~0.8T)



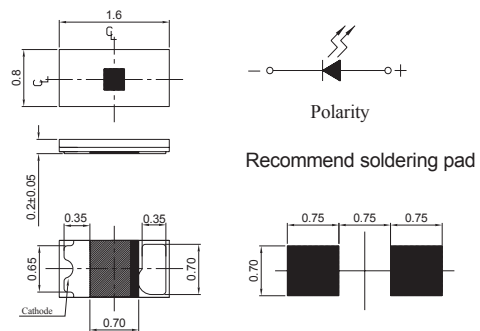
UNIT : mm



Product	Size (LxWxHmm)	Color		I _v		V _F		IF (mA)
		Color	Wavelength nm / CIE	I _v (mcd) min.	I _v (mcd) max.	V _F (V) min.	V _F (V) max.	
19-218/BHC-ZL1M2QY/3T	1.6x0.8x0.3	● Blue	470	11.5	28.5	2.7	3.2	5
19-218/GHC-YR1S2M/3T	1.6x0.8x0.3	● Brilliant Green	525	112	285	2.75	3.95	20
19-218/R6C-FM2P1B7Y/3T	1.6x0.8x0.3	● Brilliant Red	624	22.5	57	1.7	2	5
19-218/T1D-CQ2R2TY/3T	1.6x0.8x0.3	○ Pure White	x=0.274, y=0.226	90	180	2.6	3	5




UNIT : mm

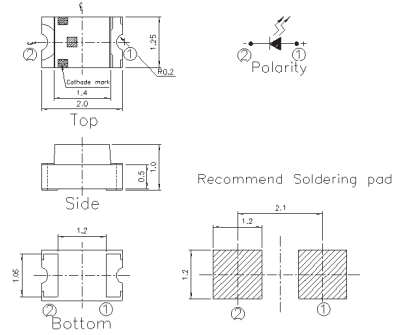


Product	Size (LxWxHmm)	Color		I _v		V _F		IF (mA)
		Color	Wavelength nm / CIE	I _v (mcd) min.	I _v (mcd) max.	V _F (V) min.	V _F (V) max.	
19-219/T3D-AQ2R2TY/3T	1.6x0.8x0.2	○ Pure White	x=0.274, y=0.226	90	180	2.6	3	5
19-219/T7D-AV1W1E/3T	1.6x0.8x0.2	○ Pure White	x=0.274, y=0.226	715	1420	2.75	3.65	20
19-219/Y5C-AM1N2VY/3T	1.6x0.8x0.2	● Brilliant Yellow	589	18	45	1.7	2.2	5
19-219/R6C-AM1N2VY/3T	1.6x0.8x0.2	● Brilliant Red	617.5~633.5	18	45	1.7	2.2	5

SMD LED | Surface Mount Chip LED (PCB) | Top View 0805



UNIT : mm

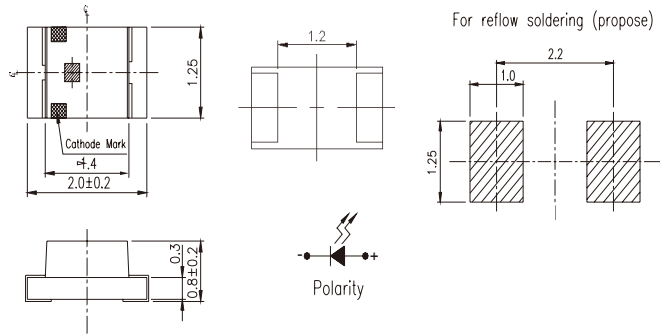


Product	Size (LxWxHmm)	Color		I _v		V _F		IF (mA)
		Color	Wavelength nm / CIE	I _v (mcd) min.	I _v (mcd) max.	V _F (V) min.	V _F (V) max.	
17-21/BHC-AP1Q2/3T	2.0x1.25x1	● Blue	470	45	112	2.7 / 3.3	3.7	20
17-21/BHC-XLMJY/3T	2.0x1.25x1	● Blue	470	11.5	28.5	2.7	3.1	5
17-21/G6C-AN1P1B/3T	2.0x1.25x1	● Brilliant Yellow Green	573	28.5	57	1.75	2.35	20
17-21/G6C-AP1Q1B/3T	2.0x1.25x1	● Brilliant Yellow Green	573	45	90	1.75	2.35	20
17-21/G6C-FM1N2B/3T	2.0x1.25x1	● Brilliant Yellow Green	573	18	45	1.75	2.35	20
17-21/G6C-FN1P2B/3T	2.0x1.25x1	● Brilliant Yellow Green	573	28.5	72	1.75	2.35	20
17-21/G6C-FP1Q1B/3T	2.0x1.25x1	● Brilliant Yellow Green	573	45	90	1.75	2.35	20
17-21/GHC-XS1T2M/3T	2.0x1.25x1	● Brilliant Green	525	180	450	2.75	3.95	20
17-21/GHC-YR1S2/3T	2.0x1.25x1	● Brilliant Green	525	112	285	3.5	4	20
17-21/GPC-AK0M1B/3T	2.0x1.25x1	● Green	562	7.2	22.5	1.75	2.35	20
17-21/GVC-AMPB/3T	2.0x1.25x1	● Green	565	18	72	1.75	2.35	20
17-21/R6C-AN2Q1B/3T	2.0x1.25x1	● Brilliant Red	624	36	90	1.75	2.35	20
17-21/R6C-AP1Q2L/3T	2.0x1.25x1	● Brilliant Red	624	45	112	1.7	2.3	20
17-21/R7C-AN2Q1B/3T	2.0x1.25x1	● Deep Red	631	36	90	1.75	2.35	20
17-21/S2C-AP1Q2B/3T	2.0x1.25x1	● Brilliant Orange	605	45	112	1.75	2.35	20
17-21/T1D-CP2R1TY/3T	2.0x1.25x1	○ Pure White	x=0.274, y=0.226	57	140	2.6	3	5
17-21/T1D-KQ1R2B5Y/3T	2.0x1.25x1	○ Pure White	x=0.294, y=0.254	72	180	2.7	3.1	5
17-21/Y2C-AN1P2/3T	2.0x1.25x1	● Brilliant Yellow	589	28.5	72	1.7 / 2	2.4	20
17-21/Y2C-CN1P2B/3T	2.0x1.25x1	● Brilliant Yellow	589	28.5	72	1.75	2.35	20
17-21/Y2C-CP2Q2B/3T	2.0x1.25x1	● Brilliant Yellow	589	57	112	1.75	2.35	20

SMD LED | Surface Mount Chip LED (PCB) | Top View 0805




UNIT : mm

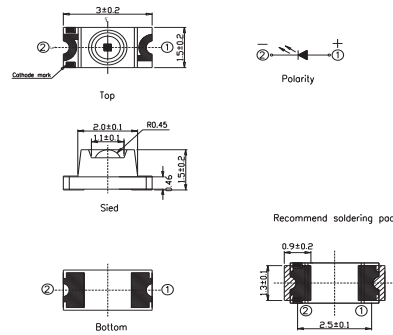


Product	Size (LxWxHmm)	Color		I _V			V _F			IF (mA)
		Color	Wavelength nm / CIE	I _V (mcd) min.	I _V (mcd) max.	V _F (V) min.	V _F (V) max.	V _F (V) max.		
17-215/B6C-YP2RN/3T	2.0x1.25x0.8	Blue	470	57	180	2.7	3.7	20		
17-215/BHC-AP1Q2/3T	2.0x1.25x0.8	Blue	470	45	112	2.7 / 3.3	3.7	20		
17-215/BHC-BP2Q2M/3T	2.0x1.25x0.8	Blue	470	57	112	2.75	3.95	20		
17-215/G6C-BM1N2L/3T	2.0x1.25x0.8	Brilliant Yellow Green	573	18	45	1.7	2.3	20		
17-215/G6C-FN2P2B/3T	2.0x1.25x0.8	Brilliant Yellow Green	573	36	72	1.75	2.35	20		
17-215/R6C-AQ1R2B/3T	2.0x1.25x0.8	Brilliant Red	624	72	180	1.75	2.35	20		
17-215/S2C-AQ1R2B/3T	2.0x1.25x0.8	Brilliant Orange	605	72	180	1.75	2.35	20		
17-215/S2C-CP2R1B/3T	2.0x1.25x0.8	Brilliant Orange	605	57	140	1.75	2.35	20		

SMD LED | Surface Mount Chip LED (PCB) | Top View 1206



UNIT : mm



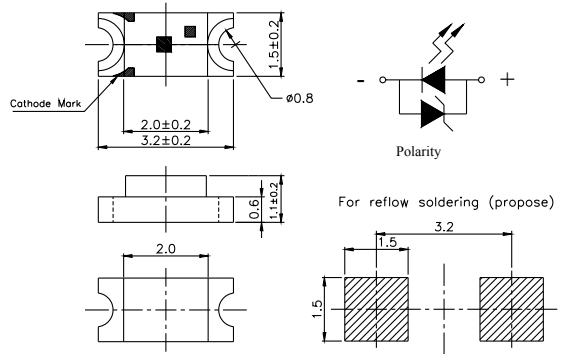
Product	Size (LxWxHmm)	Color		I _V			V _F			IF (mA)
		Color	Wavelength nm / CIE	I _V (mcd) min.	I _V (mcd) typ.	I _V (mcd) max.	V _F (V) min.	V _F (V) typ.	V _F (V) max.	
11-21/R6C-AR2S2B/2T	3.0x1.5x1.5	Brilliant Red	617.5-633.5	140	-	285	1.75	-	2.35	20
11-21/G6C-AR2S2B/2T	3.0x1.5x1.5	Brilliant Yellow Green	569.5-577.5	140	-	285	1.75	-	2.35	20
11-21/BHC-AQ2S2/2T	3.0x1.5x1.5	Blue	464.5-476.5	90	-	285	2.7	3.3	3.7	20

SMD LED

SMD LED | Surface Mount Chip LED (PCB) | Top View 1206



UNIT : mm

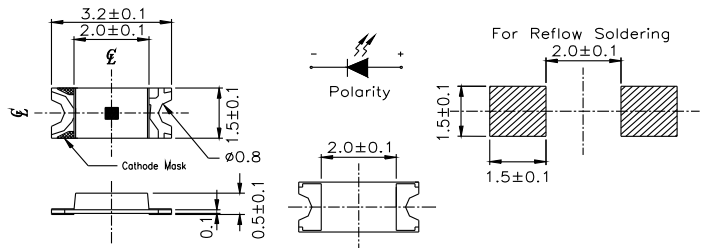


Product	Size (LxWxHmm)	Color		I _V			V _F			IF (mA)
		Color	Wavelength nm / CIE	I _V (mcd) min.	I _V (mcd) typ.	I _V (mcd) max.	V _F (V) min.	V _F (V) typ.	V _F (V) max.	
15-11/BHC-ZL2N1QY/2T	3.2x1.5x1.0	● Blue	470	14.5	—	36	2.7	—	3.2	5
15-11/T1D-AQRHY/2T	3.2x1.5x1.0	○ Pure White	x=0.274, y=0.226	72	—	180	2.7	—	3.15	5

SMD LED



UNIT : mm

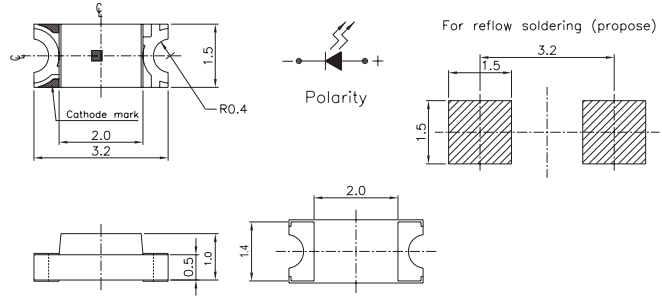


Product	Size (LxWxHmm)	Color		I _V		V _F		IF (mA)
		Color	Wavelength nm / CIE	I _V (mcd) min.	I _V (mcd) max.	V _F (V) min.	V _F (V) max.	
15-215/G7C-BN1P2B/2T	3.2x1.5x0.5	● Brilliant Yellow Green	573	28.5	72	1.75	2.35	20
15-215/R6C-AM2P1VY/2T	3.2x1.5x0.5	● Brilliant Red	624	22.5	57	1.7	2.2	5
15-215/R6C-AQ1R2L/2T	3.2x1.5x0.5	● Brilliant Red	624	72	180	1.7	2.3	20

SMD LED | Surface Mount Chip LED (PCB) | Top View 1206




UNIT : mm

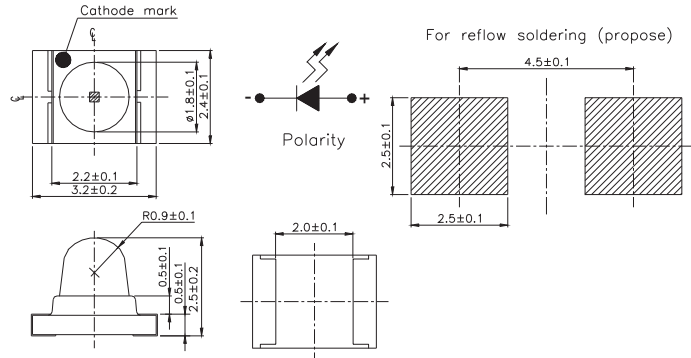


Product	Size (LxWxHmm)	Color		I _V		V _F		IF (mA)
		Color	Wavelength nm / CIE	I _V (mcd) min.	I _V (mcd) max.	V _F (V) min.	V _F (V) max.	
15-21/B6C-YR1S2B2/2T	3.2x1.5x1.0	● Blue	470	112	285	2.9	3.6	20
15-21/B6C-ZQ1R1N/2T	3.2x1.5x1.0	● Blue	470	72	140	2.7	3.7	20
15-21/BHC-AN1P2/2T	3.2x1.5x1.0	● Blue	470	28.5	72	2.7 / 3.3	3.7	20
15-21/G6C-AN1P2/2T	3.2x1.5x1.0	● Brilliant Yellow Green	573	28.5	72	1.7/2.0	2.4	20
15-21/G6C-FM1N2B/2T	3.2x1.5x1.0	● Brilliant Yellow Green	573	18	45	1.75	2.35	20
15-21/G6C-FP1Q1L/2T	3.2x1.5x1.0	● Brilliant Yellow Green	573	45	90	1.7	2.3	20
15-21/GHC-XS1T1/2T	3.2x1.5x1.0	● Brilliant Green	525	180	360	2.7 / 3.3	3.7	20
15-21/GHC-YR2U1/3T	3.2x1.5x1.0	● Brilliant Green	525	140	565	2.7 / 3.3	3.7	20
15-21/R6C-AN1P2/2T	3.2x1.5x1.0	● Brilliant Red	624	28.5	72	1.7 / 2	2.4	20
15-21/R6C-FQ1R1B/2T	3.2x1.5x1.0	● Brilliant Red	624	72	140	1.75	2.35	20
15-21/S2C-AQ2R2B/2T	3.2x1.5x1.0	● Brilliant Orange	605	90	180	1.75	2.35	20
15-21/S3C-AP1Q2/2T	3.2x1.5x1.0	● Reddish Orange	615	45	112	1.7 / 2.0	2.4	20
15-21/T1D-CP1Q2TY/2T	3.2x1.5x1.0	○ Pure White	x=0.274, y=0.226	45	112	2.6	3	5
15-21/T7D-JQ2S1PY/2T	3.2x1.5x1.0	○ Pure White	x=0.274, y=0.226	90	225	2.7	3.3	5
15-21/Y2C-AP1QB/2T	3.2x1.5x1.0	● Brilliant Yellow	589	45	90	1.75	2.35	20
15-21/Y2C-CP1Q2B/2T	3.2x1.5x1.0	● Brilliant Yellow	589	45	112	1.75	2.35	20

SMD LED | Surface Mount Chip LED (PCB) | Top View LED




UNIT : mm

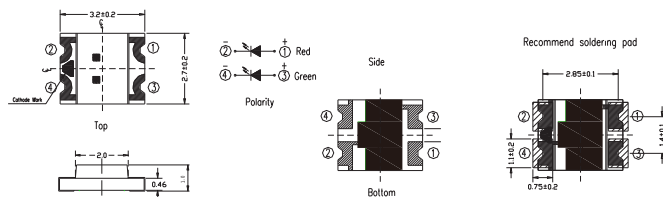


Product	Size (LxWxHmm)	Color		I _V			V _F			IF (mA)
		Color	Wavelength nm / CIE	I _V (mcd) min.	I _V (mcd) typ.	I _V (mcd) max.	V _F (V) min.	V _F (V) typ.	V _F (V) max.	
42-21/BHC-AUW/1T	3.2x2.4x2.5	Blue	470	450	-	1800	2.7	3.3	3.7	20
42-21SURC/S530-A4/TR8	3.2x2.4x2.5	Brilliant Red	624	316	470	-	1.7	2.0	2.4	20
42-21UYC/S530-A2/TR8	3.2x2.4x2.5	Brilliant Yellow	589	99	247	-	1.7	2.0	2.4	20
42-21SYGC/S530-E2/TR8	3.2x2.4x2.5	Brilliant Yellow Green	573	230	460	-	1.7	2.0	2.4	20
42-21A/BHC-ZV1W2N/1T	3.2x2.4x2.5	Blue	470	715	-	1800	2.65	-	3.75	20
42-21A/Y2C-ATW/1T	3.2x2.4x2.5	Brilliant Yellow	585.5-594.5	285	-	1800	1.7	2.0	2.4	20

SMD LED | Surface Mount Chip LED (PCB) | Top View Bi-Color



UNIT : mm

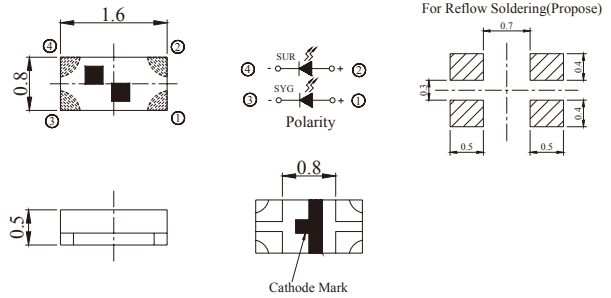


Product	Size (LxWxHmm)	Color		I _V			V _F			IF (mA)
		Color	Wavelength nm / CIE	I _V (mcd) min.	I _V (mcd) typ.	I _V (mcd) max.	V _F (V) min.	V _F (V) typ.	V _F (V) max.	
15-22/R6G6C-A32/2T	3.2x2.7x1.1	Brilliant Red Brilliant Yellow Green	R6:624 G6:573	R6:45 G6:28.5	-	R6:112 G6:72	R6:1.7 G6:1.7	R6:2 G6:2	R6:2.4 G6:2.4	R6:20 G6:20
15-22/R8T1D-D30/2T	3.2x2.7x1.1	Deep Red Pure White	R8:629.5 T1:----	R8:4.5 T1:36	-	R8:11.5 T1:90	R8:1.75 T1:2.5	-	R8:2.35 T1:3.5	R8:2 T1:2
15-22/BHG6C-A31/2T	3.2x2.7x1.1	Blue Brilliant Yellow Green	BH:467.5 GH:569.5	BH:45 GH:28.5	-	BH:112 GH:72	BH:2.7 GH:1.7	BH:3.3 GH:2.0	BH:3.7 GH:2.4	20


SMD LED | Surface Mount Chip LED (PCB) | Top View Bi-Color



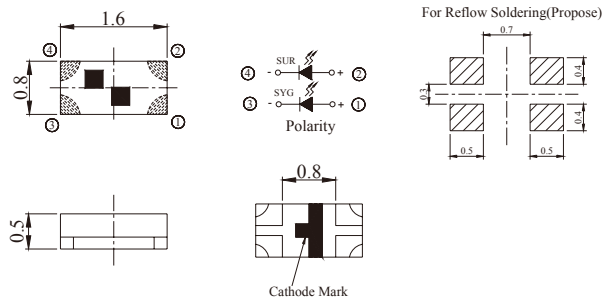
UNIT : mm



Product	Size (LxWxHmm)	Color		I _V			V _F			IF (mA)
		Color	Wavelength nm / CIE	I _V (mcd) min.	I _V (mcd) max.	V _F (V) min.	V _F (V) max.	V _F (V) max.		
18-225/B6R6C-C01/3T	1.6x0.8x0.5	● Blue ● Brilliant Red	B6 : 470 R6 : 624	B6 : 18 / 28.5 R6 : 18 / 28.5	-	B6 : 2.7 / 3.3 R6 : 1.7 / 2.0	B6 : 3.7 R6 : 2.4	5		
18-225/R6G6C-A01/3T	1.6x0.8x0.5	● Brilliant Red ● Brilliant Yellow Green	R6 : 624 G6 : 573	R6 : 45 G6 : 28.5	R6 : 112 G6 : 72	R6 : 1.7 / 2 G6 : 1.7 / 2	R6 : 2.4 G6 : 2.4	20		
18-225/S2G6C-A01/3T	1.6x0.8x0.5	● Brilliant Orange ● Brilliant Yellow Green	S2 : 605 G6 : 573	S2 : 32 / 48 G6 : 16 / 24	-	S2 : 1.7 / 2 G6 : 1.7 / 2	S2 : 2.4 G6 : 2.4	20		




UNIT : mm

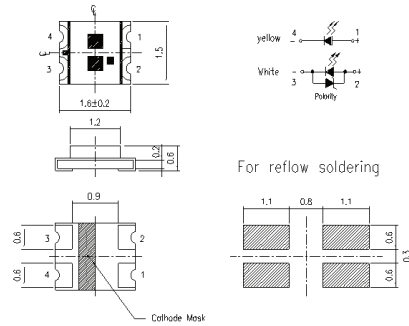


Product	Size (LxWxHmm)	Color		I _V			V _F			IF (mA)
		Color	Wavelength nm / CIE	I _V (mcd) min.	I _V (mcd) typ.	I _V (mcd) max.	V _F (V) min.	V _F (V) typ.	V _F (V) max.	
18-225A/R6GHW-B01/3T	1.6x0.8x0.5	● Brilliant Red	R6:624	R6:28.5	-	R6:72	R6:1.7	R6:2	R6:2.4	10
	1.6x0.8x0.5	● Brilliant Green	GH:525	GH:72	-	GH:180	GH:2.7	GH:3.3	GH:3.7	10

SMD LED | Surface Mount Chip LED (PCB) | Top View Bi-Color



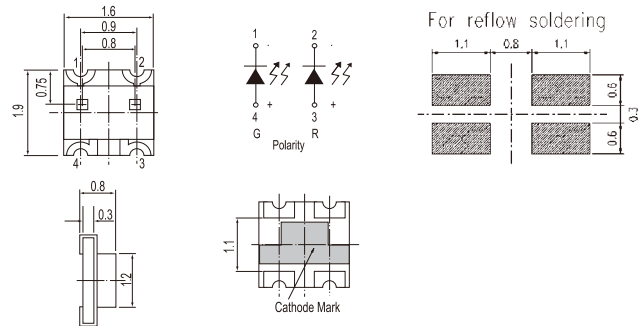
UNIT : mm



Product	Size (LxWxH)mm	Color		I _V		V _F		IF (mA)
		Color	Wavelength nm / CIE	I _V (mcd) min.	I _V (mcd) max.	V _F (V) min.	V _F (V) max.	
19-123/R6GHC-D01/2T	1.6x1.5x0.6	● Brilliant Red ● Brilliant Green	R6:617.5-633.5 GH:520-535	R6:9 GH:18.5	R6:22.5 GH:45	R6:1.55 GH:2.35	R6:2.15 GH:3.05	2



UNIT : mm

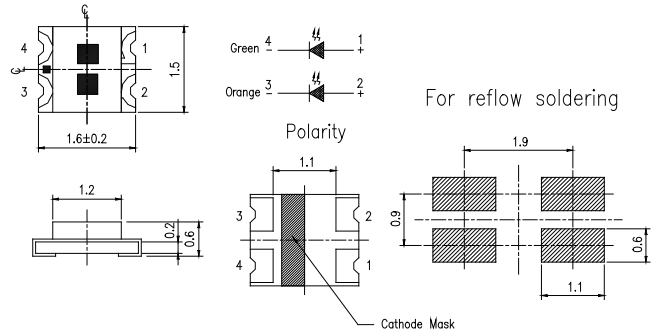


Product	Size (LxWxH)mm	Color		I _V		V _F		IF (mA)
		Color	Wavelength nm / CIE	I _V (mcd) min.	I _V (mcd) max.	V _F (V) min.	V _F (V) max.	
19-22/G6R6C-A31/2T	1.9x1.6x0.8	● Brilliant Yellow Green ● Brilliant Red	G6 : 573 R6 : 624	G6 : 22.5 R6 : 45	G6 : 57 R6 : 90	G6 : 1.7 / 2 R6 : 1.7 / 2	G6 : 2.4 R6 : 2.4	20
19-22/R6BHC-B01/2T	1.9x1.6x0.8	● Brilliant Red ● Blue	R6 : 624 BH : 470	R6 : 14.5 / 20 BH : 14.5 / 20	--	R6 : 1.9 BH : 2.9	R6 : 2.3 BH : 3.3	10
19-22/R6G6C-A01/2T	1.9x1.6x0.8	● Brilliant Red ● Brilliant Yellow Green	R6 : 624 G6 : 573	R6 : 45 G6 : 45	R6 : 72 G6 : 72	R6 : 1.7 / 2 G6 : 1.7 / 2	R6 : 2.4 G6 : 2.4	20
19-22/R6GHC-C02/2T	1.9x1.6x0.8	● Brilliant Red ● Brilliant Green	R6 : 624 GH : 525	R6 : 14.5 / 20 GH : 45 / 65	--	R6 : 1.9 GH : 2.9	R6 : 2.3 GH : 3.4	5
19-22/Y2G6C-A14/2T	1.9x1.6x0.8	● Brilliant Yellow ● Brilliant Yellow Green	Y2 : 589 G6 : 573	Y2 : 45 G6 : 28.5	Y2 : 112 G6 : 72	Y2 : 1.7 / 2 G6 : 1.7 / 2	Y2 : 2.4 G6 : 2.4	20

SMD LED | Surface Mount Chip LED (PCB) | Top View Bi-Color




UNIT : mm



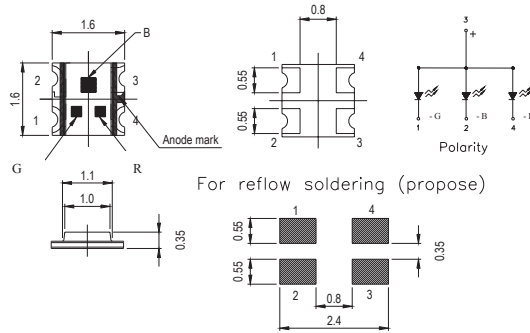
Product	Size (LxWxHmm)	Color		I _V		V _F		IF (mA)
		Color	Wavelength nm / CIE	I _V (mcd) min.	I _V (mcd) max.	V _F (V) min.	V _F (V) max.	
19-223/G6S2C-A01/2T	1.6x1.5x0.6	● Brilliant Yellow Green ● Brilliant Orange	G6 : 573 S2 : 605	G6 : 30 S2 : 90	G6 : 60 S2 : 180	G6 : 2 S2 : 2	G6 : 2.4 S2 : 2.4	20
19-223/R6BHC-A05/2T	1.6x1.5x0.6	● Brilliant Red ● Blue	R6 : 624 BH : 470	R6 : 72 BH : 36	R6 : 180 BH : 72	R6 : 1.7 / 2 BH : 2.7 / 3.3	R6 : 2.4 BH : 3.7	20
19-223/R6G6C-A01/2T	1.6x1.5x0.6	● Brilliant Red ● Brilliant Yellow Green	R6 : 624 G6 : 573	R6 : 72 G6 : 22.5	R6 : 180 G6 : 57	R6 : 1.7 / 2 G6 : 1.7 / 2	R6 : 2.4 G6 : 2.4	20
19-223/R7BHC-A30/2T	1.6x1.5x0.6	● Dark Red ● Blue	R7 : 631 BH : 470	R7 : 45 BH : 36	R7 : 112 BH : 90	R7 : 1.7 / 2 BH : 2.7 / 3.3	R7 : 2.4 BH : 2.7 / 3.7	20
19-223/R7G6C-A01/2T	1.6x1.5x0.6	● Dark Red ● Brilliant Yellow Green	R7 : 631 G6 : 573	R7 : 18 G6 : 18	R7 : 72 G6 : 72	R7 : 2 G6 : 2	R7 : 2.4 G6 : 2.4	20
19-223/S2BHC-A01/2T	1.6x1.5x0.6	● Brilliant Orange ● Blue	S2 : 605 BH : 470	S2 : 72 BH : 36	S2 : 140 BH : 72	S2 : 1.7 / 2 BH : 3	S2 : 2.4 BH : 3.5	20
19-223/S2T1D-C30/2T	1.6x1.5x0.6	● Brilliant Orange ○ Pure White	S2 : 605 x=0.274, y=0.226	S2 : 18 T1 : 45	S2 : 45 T1 : 112	S2 : 1.55 T1 : 2.7	S2 : 2.15 T1 : 3.3	5
19-223/Y2G6C-A01/2T	1.6x1.5x0.6	● Brilliant Yellow ● Brilliant Yellow Green	Y2 : 589 G6 : 573	Y2 : 36 G6 : 28.5	Y2 : 72 G6 : 57	Y2 : 1.7 / 2 G6 : 1.7 / 2	Y2 : 2.4 G6 : 2.4	20

SMD LED


SMD LED | Surface Mount Chip LED (PCB) | Top View Full Color



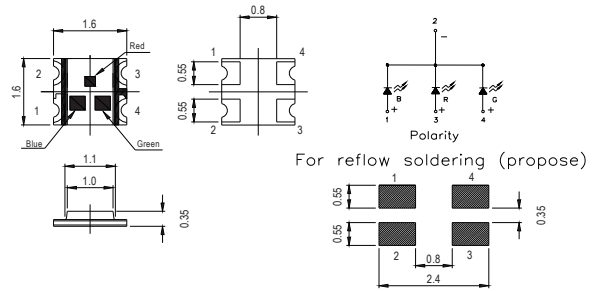
UNIT : mm



Product	Size (LxWxHmm)	Color		I _V			V _F			IF (mA)
		Color	Wavelength nm / CIE	I _V (mcd) min.	I _V (mcd) typ.	I _V (mcd) max.	V _F (V) min.	V _F (V) typ.	V _F (V) max.	
19-237A/BHR6GHC-A01/2T	1.6x1.6x0.35	● Brilliant Red	R6 : 614	72	-	285	1.7	-	2.4	20
	1.6x1.6x0.35	● Brilliant Green	GH : 518	112	-	285	2.7	-	3.8	20
	1.6x1.6x0.35	● Blue	BH : 465	28.5	-	112	2.7	-	3.8	20



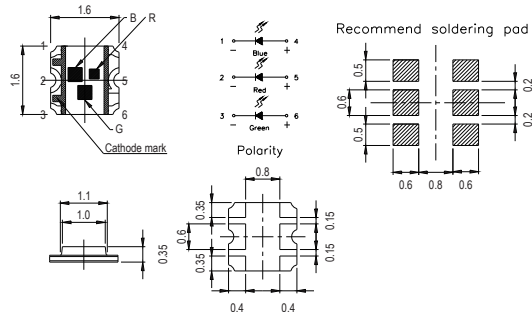
UNIT : mm



Product	Size (LxWxHmm)	Color		I _V			V _F			IF (mA)
		Color	Wavelength nm / CIE	I _V (mcd) min.	I _V (mcd) typ.	I _V (mcd) max.	V _F (V) min.	V _F (V) typ.	V _F (V) max.	
19-237B/R6GHBHC-C01/2T	1.6x1.6x0.35	● Brilliant Red	R6 : 613	18	-	57	1.7	-	2.2	5
	1.6x1.6x0.35	● Brilliant Green	GH : 520	28.5	-	112	2.6	-	3.3	5
	1.6x1.6x0.35	● Blue	BH : 465	11.5	-	285	2.6	-	3.3	5



UNIT : mm

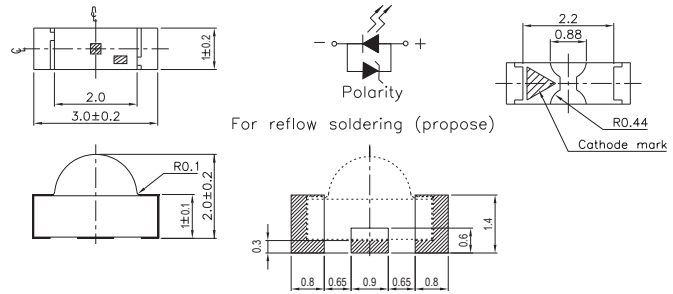


Product	Size (LxWxHmm)	Color		I _V			V _F			IF (mA)
		Color	Wavelength nm / CIE	I _V (mcd) min.	I _V (mcd) typ.	I _V (mcd) max.	V _F (V) min.	V _F (V) typ.	V _F (V) max.	
19-337/R6GHBHC-A01/2T	1.6x1.6x0.35	● Brilliant Red	R6 : 614	72	-	225	1.7	-	2.4	20
	1.6x1.6x0.35	● Brilliant Green	GH : 520	180	-	360	2.7	-	3.8	20
	1.6x1.6x0.35	● Blue	BH : 465	36	-	90	2.7	-	3.8	20

SMD LED | Surface Mount Chip LED (PCB) | Side View (0.2T~1.0T)



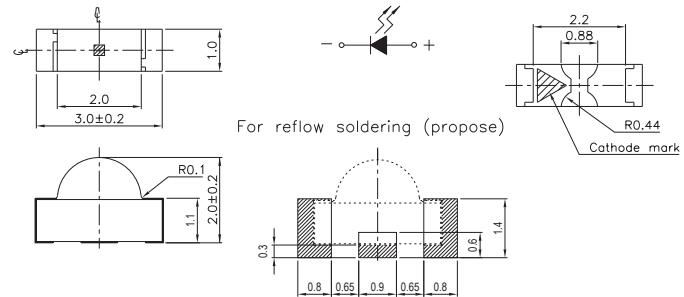
UNIT : mm



Product	Size (LxWxHmm)	Color		I _v			V _F			IF (mA)
		Color	Wavelength nm / CIE	I _v (mcd) min.	I _v (mcd) typ.	I _v (mcd) max.	V _F (V) min.	V _F (V) typ.	V _F (V) max.	
12-11/BHC-ZL1M2QY/2C	3.0x2.0x1.0	● Blue	465	11.5	-	28.5	2.7	-	3.2	5
12-11/T3D-CP1Q2B12Y/2C	3.0x2.0x1.0	○ Pure White	-	45	-	112	2.7	-	3.4	5



UNIT : mm



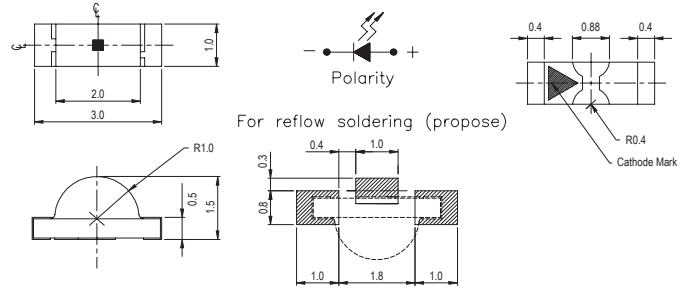
Product	Size (LxWxHmm)	Color		I _v			V _F			IF (mA)
		Color	Wavelength nm / CIE	I _v (mcd) min.	I _v (mcd) typ.	I _v (mcd) max.	V _F (V) min.	V _F (V) typ.	V _F (V) max.	
12-21/BHC-AN1P2/2C	3.0x2.0x1.0	● Blue	470	28.5	-	72	2.7 / 3.3	-	3.7	20
12-21/BHC-ZL1M2RY/2C	3.0x2.0x1.0	● Blue	470	11.5	-	28.5	2.5	-	3.1	5
12-21/GHC-YR2S2/2C	3.0x2.0x1.0	● Brilliant Green	525	140	-	285	3.5	-	4.3	20
12-21/R8C-AN1P2B/2D	3.0x2.0x1.0	● Deep Red	639	28.5	-	72	1.75	-	2.35	20
12-21/T3D-AQ2S2M/2C	3.0x2.0x1.0	○ Pure White	x=0.274, y=0.226	90	-	285	2.75	-	3.95	20

SMD LED

SMD LED | Surface Mount Chip LED (PCB) | Side View (0.2T~1.0T)



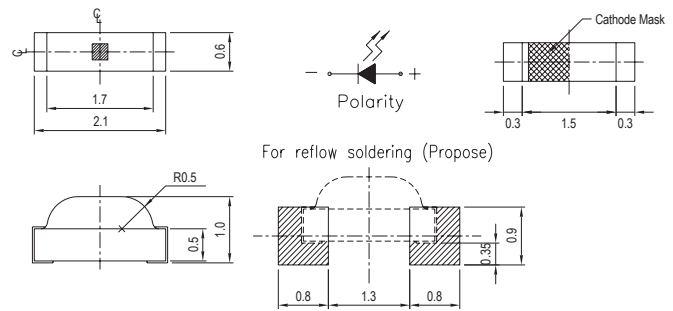
UNIT : mm



Product	Size (LxWxHmm)	Color		I _V			V _F			IF (mA)
		Color	Wavelength nm / CIE	I _V (mcd) min.	I _V (mcd) typ.	I _V (mcd) max.	V _F (V) min.	V _F (V) typ.	V _F (V) max.	
12-21C/BHC-AN1P2/2C	3.0x1.5x1.0	● Blue	470	28.5	-	72	2.7 / 3.3	-	3.7	20
12-21C/R6C-AS1T1B/2C	3.0x1.5x1.0	● Brilliant Red	624	180	-	360	1.75	-	2.35	20
12-21C/T3D-CP1Q2B12Y/2C	3.0x1.5x1.0	○ Pure White	x=0.274, y=0.226	45	-	112	2.7	-	3.4	5




UNIT : mm

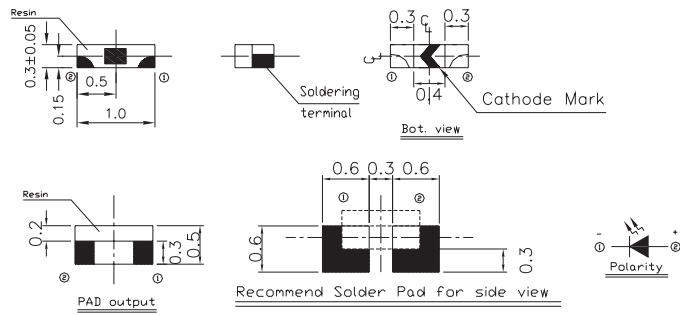


Product	Size (LxWxHmm)	Color		I _V		V _F		IF (mA)
		Color	Wavelength nm / CIE	I _V (mcd) min.	I _V (mcd) max.	V _F (V) min.	V _F (V) max.	
12-215/R6C-AR1S1B/3C	2.1x1.0x0.6	● Brilliant Red	624	112	225	1.75	2.35	20
12-215/BHC-AP1Q2/3C	2.1x1.0x0.6	● Blue	470	45	112	2.7/3.3	3.7	20
12-215/G6C-BN2P2L/3C	2.1x1.0x0.6	● Brilliant Yellow Green	573	36	72	1.7	2.3	20
12-215/T1D-AQ2R1HY/3C	2.1x1.0x0.6	○ White	-	90	140	2.7	3.15	5

SMD LED | Surface Mount Chip LED (PCB) | Side View (0.2T~1.0T)



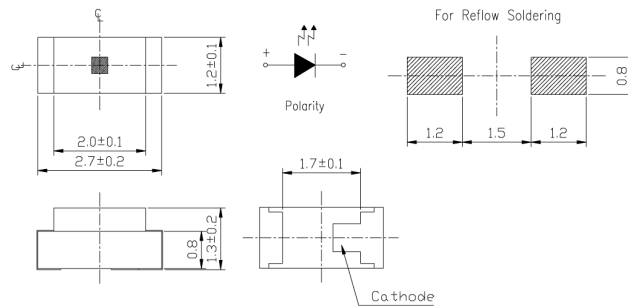
UNIT : mm



Product	Size (LxWxHmm)	Color		I _V			V _F			IF (mA)
		Color	Wavelength nm / CIE	I _V (mcd) min.	I _V (mcd) typ.	I _V (mcd) max.	V _F (V) min.	V _F (V) typ.	V _F (V) max.	
16-916/T1D-AP1Q2QY/3T	1.0x0.5x0.3	○ Pure White	x=0.274 y=0.226	45	-	112	2.7	-	3.2	5




UNIT : mm



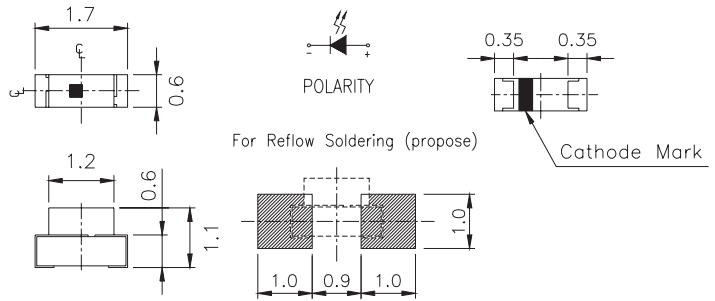
Product	Size (LxWxHmm)	Color		I _V			V _F			IF (mA)
		Color	Wavelength nm / CIE	I _V (mcd) min.	I _V (mcd) typ.	I _V (mcd) max.	V _F (V) min.	V _F (V) typ.	V _F (V) max.	
22-21/GHC-YR1S2/2C	2.7x1.3x1.2	● Brilliant Green	525	112	-	285	2.7	3.3	3.7	20
22-21/Y2C-CP1Q1B/2C	2.7x1.3x1.2	● Brilliant Yellow	589	45	-	90	1.75	-	2.35	20
22-21/R6C-AJ2L1AX/2C	2.7x1.3x1.2	● Brilliant Red	624	5.8	-	14.5	1.55	-	2.15	2
22-21/BHC-AN1P2/2C	2.7x1.3x1.2	● Blue	470	28.5	-	72	3.8	-	4.5	20

SMD LED

SMD LED | Surface Mount Chip LED (PCB) | Side View (0.2T~1.0T)




UNIT : mm

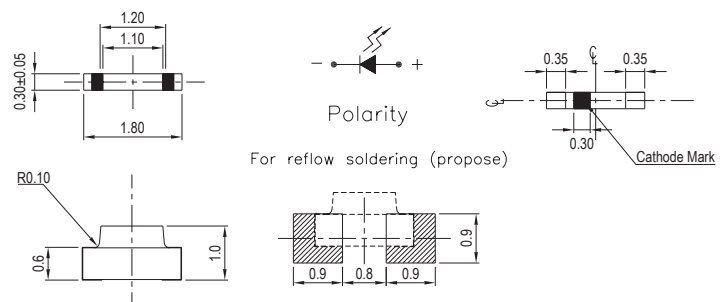


Product	Size (LxWxHmm)	Color		I _v		V _F		IF (mA)
		Color	Wavelength nm / CIE	I _v (mcd) min.	I _v (mcd) max.	V _F (V) min.	V _F (V) max.	
27-21/BHC-AN1P2/3C	1.7x1.1x0.6	● Blue	470	28.5	72	2.7 / 3.3	3.7	20
27-21/BHC-AP1Q2/3C	1.7x1.1x0.6	● Blue	470	45	112	2.7 / 3.3	3.7	20
27-21/GHC-YR1S2M/3C	1.7x1.1x0.6	● Brilliant Green	525	112	285	2.75	3.95	20
27-21/R6C-AP1Q2B/3C	1.7x1.1x0.6	● Brilliant Red	624	45	112	1.75	2.35	20
27-21/T3D-AP2Q2HY/3C	1.7x1.1x0.6	○ Pure White	x=0.274, y=0.226	57	112	2.7	3.15	5
27-21/Y2C-CPQB/3D	1.7x1.1x0.6	● Brilliant Yellow	589	45	112	1.75	2.35	20

SMD LED



UNIT : mm

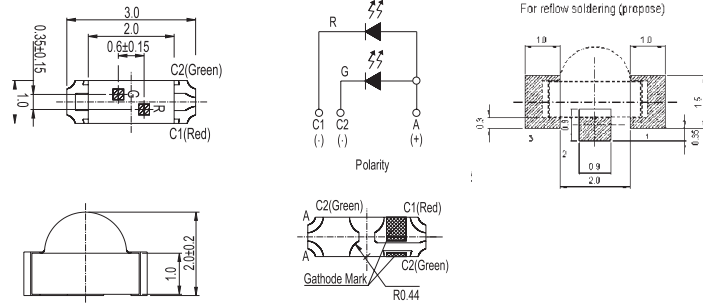


Product	Size (LxWxHmm)	Color		I _v		V _F		IF (mA)
		Color	Wavelength nm / CIE	I _v (mcd) min.	I _v (mcd) max.	V _F (V) min.	V _F (V) max.	
48-213/BHC-ZM2P1QY/3C	1.8x1.0x0.3	● Blue	470	22.5	57	2.7	3.2	5
48-213/R6C-AM1N2VY/3C	1.8x1.0x0.3	● Brilliant Red	624	18	45	1.7	2.2	5
48-213/T2D-AQ2R2QY/3C	1.8x1.0x0.3	○ Pure White	x=0.274, y=0.226	90	180	2.7	3.2	5
48-213/T7D-BQ1R2QY/3C	1.8x1.0x0.3	○ Pure White	x=0.274, y=0.226	72	180	2.7	3.2	5

SMD LED | Surface Mount Chip LED (PCB) | Side View Bi-Color



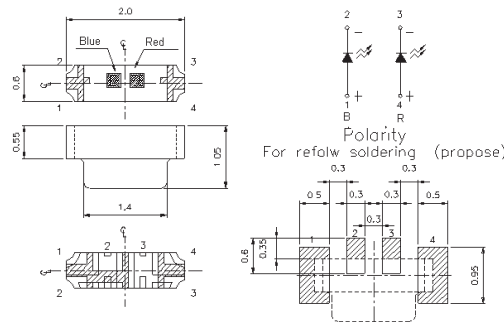
UNIT : mm



Product	Size (LxWxHmm)	Color		I _v			V _F			IF (mA)
		Color	Wavelength nm / CIE	I _v (mcd) min.	I _v (mcd) typ.	I _v (mcd) max.	V _F (V) min.	V _F (V) typ.	V _F (V) max.	
12-22/BHR6C-A01/2C	3.0x2.0x1.0	● Brilliant Red ● Blue	R6:624 BH:470	R6:22.5 BH:18	R6:30 BH:26	-	R6:1.7 BH:2.7	-	R6:2.2 BH:3.1	5
12-22/BHS2C-C30/2C	3.0x2.0x1.0	● Blue ● Brilliant Orange	BH:470 S2:605	BH:18 S2:18	-	BH:45 S2:45	BH:2.7 S2:1.7	BH:3.3 S2:2.0	BH:3.7 S2:2.4	5
12-22/R7G6C-A10/2C	3.0x2.0x1.0	● Red ● Yellow Green	R7:631 G6:573	R7:45 G6:45	-	R7:90 G6:90	R7:1.7 G6:1.7	R7:2.0 G6:2.0	R7:2.4 G6:2.4	20
12-22/R6T3D-C30/2C	3.0x2.0x1.0	● Brilliant Red ○ Pure White	R6:624 X:0.274 Y:0.226	R6:18 T1:57	-	R6:45 T1:112	R6:1.7 T1:2.5	-	R6:2.2 T1:3.2	5
12-22/G6R8C-A30/2C	3.0x2.0x1.0	● Brilliant Yellow Green ● Deep Red	G6 : 573 R8 : 639	G6 : 28.5 R8 : 28.5	-	G6 : 72 R8 : 72	G6 : 1.7 R8 : 1.7	G6 : 2 R8 : 2	G6 : 2.4 R8 : 2.4	20
12-22/R6GHC-A30/2C	3.0x2.0x1.0	● Brilliant Red ● Brilliant Green	R6 : 624 GH : 525	R6 : 72 GH : 112	-	R6 : 180 GH : 285	R6 : 1.7 GH : 2.7	R6 : 2 GH : 3.3	R6 : 2.4 GH : 3.7	20
12-22/Y2G6C-A30/2C	3.0x2.0x1.0	● Brilliant Yellow ● Brilliant Yellow Green	Y2 : 589 G6 : 573	Y2 : 45 G6 : 28.5	-	Y2 : 112 G6 : 72	Y2 : 1.7 G6 : 1.7	Y2 : 2 G6 : 2	Y2 : 2.4 G6 : 2.4	20




UNIT : mm



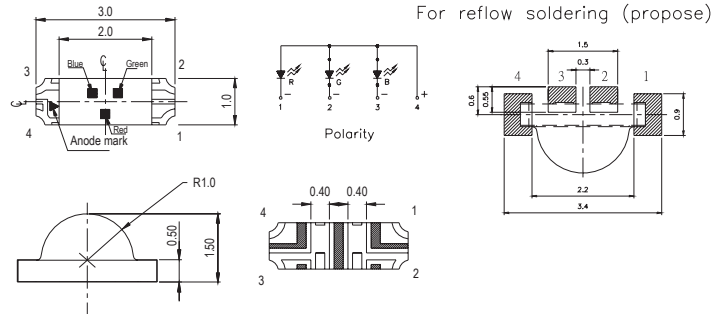
Product	Size (LxWxHmm)	Color		I _v			V _F			IF (mA)
		Color	Wavelength nm / CIE	I _v (mcd) min.	I _v (mcd) typ.	I _v (mcd) max.	V _F (V) min.	V _F (V) typ.	V _F (V) max.	
17-223/BHR7C-C30/3C	2.0x1.05x0.6	● Blue ● Dark Red	BH : 470 R7 : 631	BH : 22.5 R7 : 14.5	-	BH : 57 R7 : 36	BH : 2.7 R7 : 1.55	-	BH : 3.2 R7 : 2.15	5
17-223/R6G6C-D30/3C	2.0x1.05x0.6	● Brilliant Red ● Brilliant Yellow Green	R6:624 G6:573	R6:5.8 G6:2.3	-	R6:14.5 G6:5.8	R6:1.55 G6:1.55	-	R6:2.15 G6:2.15	2

SMD LED

SMD LED | Surface Mount Chip LED (PCB) | Side View Full Color



UNIT : mm

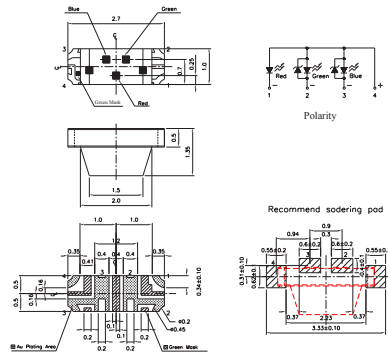


Product	Size (LxWxHmm)	Color		I _V			V _F		IF (mA)
		Color	Wavelength nm / CIE	I _V (mcd) min.	I _V (mcd) typ.	V _F (V) typ.	V _F (V) max.		
12-23C/R6GHBHC-A01/2C	3.0x1.5x1.0	● Blue	BH : 470	BH : 32	BH : 50	BH : 3.3	BH : 3.9	20	
		● Brilliant Red	R6 : 624	R6 : 63	R6 : 90	R6 : 2.4	R6 : 2.9		
		● Brilliant Green	GH : 525	GH : 125	GH : 180	GH : 3.3	GH : 3.9		
12-23C/S2GHBHC-A01/2C	3.0x1.5x1.0	● Brilliant Orange	BH : 470	BH : 36	BH : 65	BH : 3.3	BH : 3.9	20	
		● Brilliant Green	GH : 525	GH : 140	GH : 210	GH : 3.3	GH : 3.9		
		● Blue	S2 : 605	S2 : 72	S2 : 140	S2 : 2	S2 : 2.4		

SMD LED



UNIT : mm

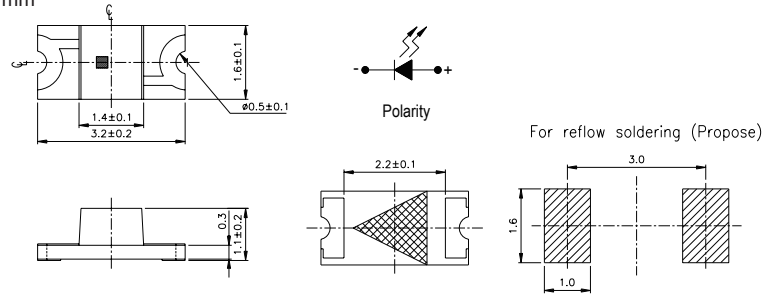


Product	Size (LxWxHmm)	Color		I _V			V _F			IF (mA)
		Color	Wavelength nm / CIE	I _V (mcd) min.	I _V (mcd) typ.	I _V (mcd) max.	V _F (V) min.	V _F (V) typ.	V _F (V) max.	
22-23/R6GHBHC-A01/2C	2.7x1.35x1.0	● Blue	BH:470	28.5	45	—	2.7	3.3	3.7	20
	2.7x1.35x1.0	● Brilliant Red	R6:624	45	72	—	1.7	2	2.4	20
	2.7x1.35x1.0	● Brilliant Green	GH:525	112	180	—	2.7	3.3	3.7	20


SMD LED | Surface Mount Chip LED (PCB) | Reverse Mount



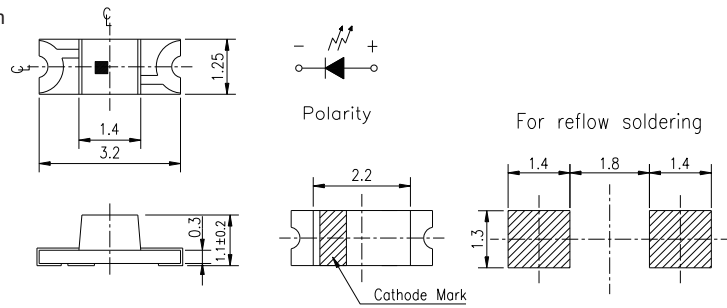
UNIT : mm



Product	Size (LxWxHmm)	Color		I_V			V_F			IF (mA)
		Color	Wavelength nm / CIE	I_V (mcd) min.	I_V (mcd) typ.	I_V (mcd) max.	V_F (V) min.	V_F (V) typ.	V_F (V) max.	
23-21/R6C-AM1N2AY/2A	3.2x1.6x1.1	● Brilliant Red	624	18	—	45	1.55	—	2.15	5
23-21/G6C-AL2N1/2A	3.2x1.6x1.1	● Brilliant Yellow Green	573	14.5	—	36	1.7	2.0	2.14	20
23-21/BHC-AM1N2TY/2A	3.2x1.6x1.1	● Blue	470	18	—	45	2.6	—	3	5




UNIT : mm

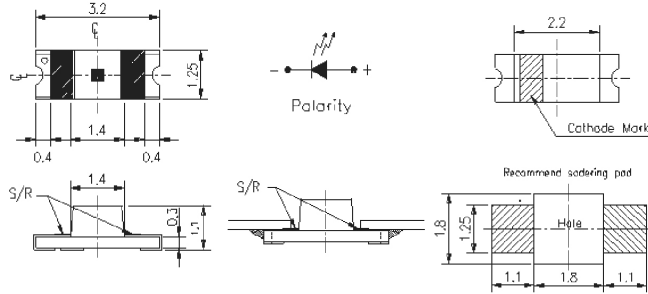


Product	Size (LxWxHmm)	Color		I_V			V_F			IF (mA)
		Color	Wavelength nm / CIE	I_V (mcd) min.	I_V (mcd) typ.	I_V (mcd) max.	V_F (V) min.	V_F (V) typ.	V_F (V) max.	
23-21B/G6C-AM2P1/2A	3.2x1.25x1.1	● Brilliant Yellow Green	573	22.5	—	57	1.7	2	2.4	20
23-21B/BHC-ZM1N2TY/2A	3.2x1.25x1.1	● Blue	470	18	—	45	2.6	—	3	5
23-21B/S2C-AP1Q2B/2A	3.2x1.25x1.1	● Brilliant Orange	605	455	—	112	1.75	—	2.35	20
23-21B/T1D-CP2Q2TY/2A	3.2x1.25x1.1	○ Pure White	X:0.274~0.314 Y:0.226~0.347	57	—	112	2.6	—	3	5


SMD LED | Surface Mount Chip LED (PCB) | Reverse Mount



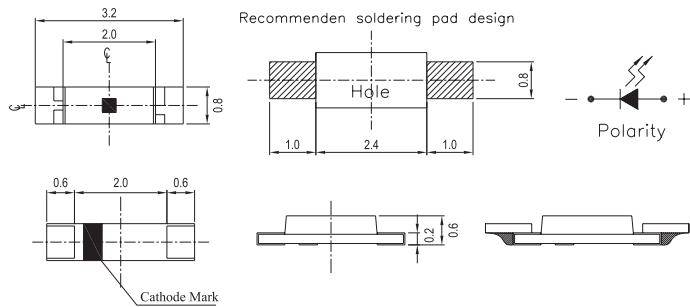
UNIT : mm



Product	Size (LxWxHmm)	Color		I _v			V _F			IF (mA)
		Color	Wavelength nm / CIE	I _v (mcd) min.	I _v (mcd) typ.	I _v (mcd) max.	V _F (V) min.	V _F (V) typ.	V _F (V) max.	
23-21C/T1D-CP2Q2TY/2A	3.2x1.25x1.1	○ Pure White	x=0.274, y=0.226	57	-	112	2.6	-	3	5



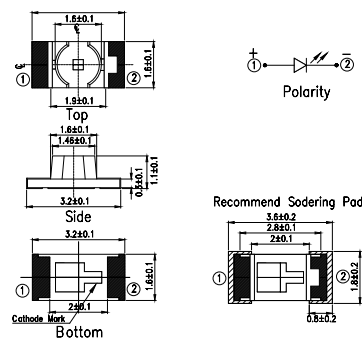
UNIT : mm



Product	Size (LxWxHmm)	Color		I _v			V _F			IF (mA)
		Color	Wavelength nm / CIE	I _v (mcd) min.	I _v (mcd) typ.	I _v (mcd) max.	V _F (V) min.	V _F (V) typ.	V _F (V) max.	
23-215A/BHC-DN2P2E/5A	3.2x0.8x0.6	● Blue	470	36	-	90	2.75	-	3.65	20



UNIT : mm

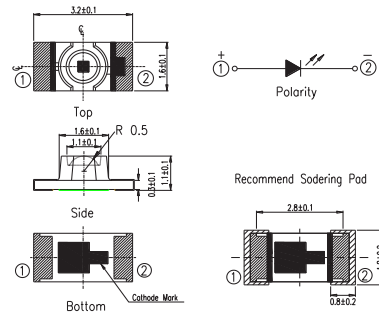


Product	Size (LxWxHmm)	Color		I _v			V _F			IF (mA)
		Color	Wavelength nm / CIE	I _v (mcd) min.	I _v (mcd) typ.	I _v (mcd) max.	V _F (V) min.	V _F (V) typ.	V _F (V) max.	
24-21/GHC-YR2U1/2A	3.2x1.6x1.1	● Brilliant Green	525	140	-	565	2.7	3.3	3.7	20
24-21/BHC-A1Q2/2A	3.2x1.6x1.1	● Blue	470	45	-	112	2.7	3.3	3.7	20

SMD LED | Surface Mount Chip LED (PCB) | Reverse Mount




UNIT : mm

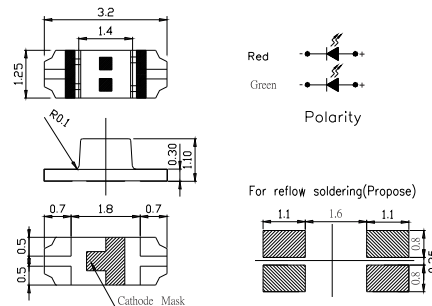


Product	Size (LxWxHmm)	Color		I _V			V _F			IF (mA)
		Color	Wavelength nm / CIE	I _V (mcd) min.	I _V (mcd) typ.	I _V (mcd) max.	V _F (V) min.	V _F (V) typ.	V _F (V) max.	
25-21/GHC-YSU/2A	3.2x1.6x1.1	● Brilliant Green	520	180	-	715	3.5	3.5	4.3	20
25-21/BHC-AR1S2E/2A	3.2x1.6x1.1	● Blue	470	112	-	285	2.75	-	3.65	20

SMD LED | Surface Mount Chip LED (PCB) | Reverse Mount Bi-Color



UNIT : mm

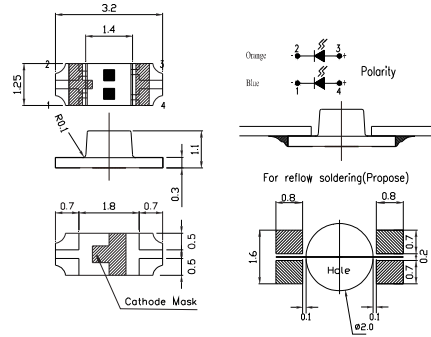


Product	Size (LxWxHmm)	Color		I _V			V _F			IF (mA)
		Color	Wavelength nm / CIE	I _V (mcd) min.	I _V (mcd) typ.	I _V (mcd) max.	V _F (V) min.	V _F (V) typ.	V _F (V) max.	
23-22B/R7G6C-A30/2T	3.2x1.25x1.1	● Dark Red ● Brilliant Yellow Green	R7:631 G6:573	R7:18 G6:14.5	-	R7:72 G6:45	R7:1.7 G6:1.7	R7:2 G6:2	R7:2.4 G6:2.4	20
23-22B/R7G6C-A30/2A	3.2x1.25x1.1	● Dark Red ● Brilliant Yellow Green	R7:631 G6:573	R7:18 G6:14.5	-	R7:72 G6:45	R7:1.7 G6:1.7	R7:2 G6:2	R7:2.4 G6:2.4	20
23-22B/T3S2D-C30/2A	3.2x1.25x1.1	○ Pure White ● Brilliant Orange	T3: X:0.274 Y:0.226 S2:605	T3:45 S2:9	-	T3:112 S2:22.5	T3:2.5 S2:1.55	T3:3.1 S2:1.85	T3:3.5 S2:2.25	5

SMD LED | Surface Mount Chip LED (PCB) | Reverse Mount Bi-Color




UNIT : mm

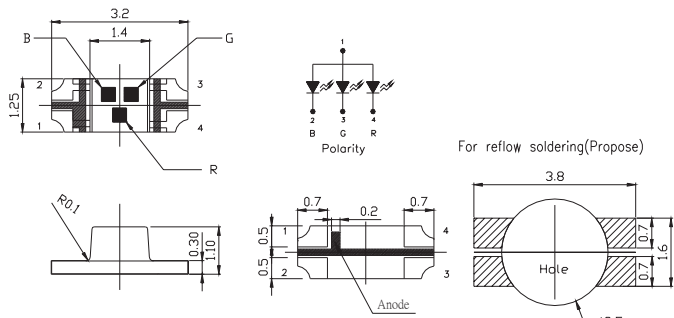


Product	Size (LxWxHmm)	Color		I _V			V _F			IF (mA)
		Color	Wavelength nm / CIE	I _V (mcd) min.	I _V (mcd) typ.	I _V (mcd) max.	V _F (V) min.	V _F (V) typ.	V _F (V) max.	
23-22C/S2BHC-B30/2A	3.2x1.25x1.1	● Brilliant Orange	S2 : 605	22.5	-	57	1.7	2	2.4	10
	3.2x1.25x1.1	● Blue	BH : 470	22.5	-	57	2.7	3.3	3.7	10

SMD LED | Surface Mount Chip LED (PCB) | Reverse Mount Full Color



UNIT : mm

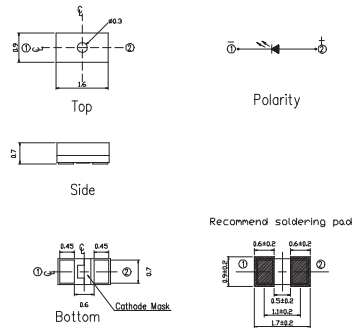


Product	Size (LxWxHmm)	Color		I _V			V _F			IF (mA)
		Color	Wavelength nm / CIE	I _V (mcd) min.	I _V (mcd) typ.	I _V (mcd) max.	V _F (V) min.	V _F (V) typ.	V _F (V) max.	
23-23B/R6GHBHC-A01/2A	3.2x1.25x1.1	● Brilliant Red	R6 : 624	72	100	-	1.7	2	2.4	20
	3.2x1.25x1.1	● Brilliant Green	GH : 525	140	200	-	2.7	3.3	3.7	20
	3.2x1.25x1.1	● Blue	BH : 470	45	65	-	2.7	3.3	3.7	20

SMD LED | Surface Mount Chip LED (PCB) | Top View Double Molding 1609




UNIT : mm

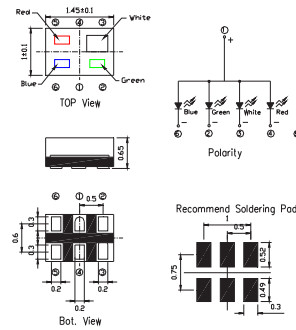


Product	Size (LxWxHmm)	Color		I _V		V _F		IF(mA)	View Angle(°)
		Color	Wavelength nm / CIE	I _V (mcd) min.	I _V (mcd) max.	V _F (V) min.	V _F (V) max.		
B1609FBCN1-OC60610022405-3T	1.6x0.9x0.7	● Brilliant Orange		18	45	1.7	2.4	5	120
B1609FBCZ1-WP2329023005-3T	1.6x0.9x0.7	○ Pure White		14.5	36	2.6	3	5	120
B1609FBCN1-PGC5556032205-3T	1.6x0.9x0.7	● Pure Green		2.8	9	1.6	2.2	5	120

SMD LED | Surface Mount RGBW | Top View B1410




UNIT : mm

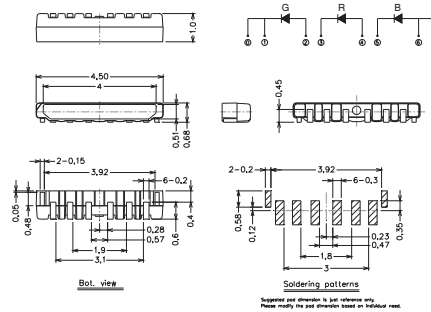


Product	Size (LxWxHmm)	Color	I _V	V _F			IF(mA)	View Angle(°)
		Color		I _V (mcd) min.	V _F (V) min.	V _F (V) typ.		
B1410FBN4A1-RGBWD0205-4T	1.45x1.0x0.65	● Brilliant Red	90 ~180	1.7	-	2.7	10	120
	1.45x1.0x0.65	● Brilliant Green	225_450	2.4	-	3.2	10	120
	1.45x1.0x0.65	● Brilliant Blue	45~90	2.6	-	3.2	10	120
	1.45x1.0x0.65	○ Pure White	180~450	2.6	-	3.2	10	120

SMD LED | Surface Mount RGBW | Side View C4506



UNIT : mm

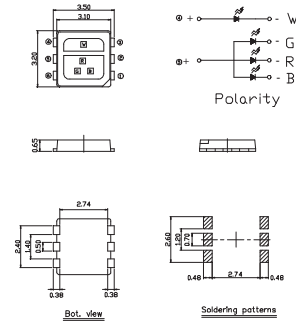


Product	Size (LxWxHmm)	Color	I _V	V _F			IF (mA)	View Angle(°)
		Color		I _V (mcd) min.	V _F (V) min.	V _F (V) typ.		
C4506FDWN301-GRBD01302017-2G	4.5x0.68x1.0	● Brilliant Red	635~1680	1.8	2.05	2.5	30	120
	4.5x0.68x1.0	● Brilliant Green	1600~4045	2.7	3.1	3.4	20	120
	4.5x0.68x1.0	● Brilliant Blue	225~615	2.45	2.8	3.15	10	120

SMD LED | Surface Mount RGBW | Side View C3231



UNIT : mm

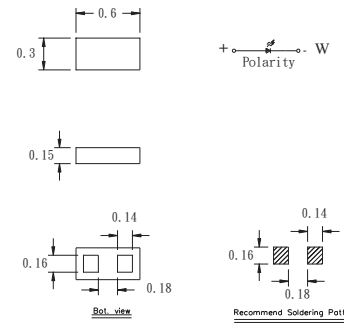


Product	Size (LxWxHmm)	Color	I_V	V_F			IF(mA)	View Angle(°)
		Color		I_V (mcd) min.	V_F (V) min.	V_F (V) typ.		
C3231FFWN4A5-RGBWC0120-1T	3.2x3.5x0.65	● Brilliant Red	560~1120	1.7	2.3	2.7	20	min:100 typ:120 max:140
	3.2x3.5x0.65	● Brilliant Green	1440~2800	2.4	2.8	3.6	20	
	3.2x3.5x0.65	● Brilliant Blue	355~710	2.4	3.0	3.6	20	
	3.2x3.5x0.65	○ White	1800~3500	2.6	2.8	3.7	20	

SMD LED | Surface Mount CSP | CSP0603



UNIT : mm

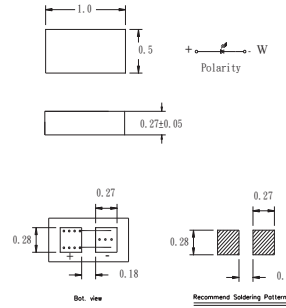


Product	Size (LxWxHmm)	Color	I_V			V_F			IF (mA)	View Angle(°)
		Color	I_V (mcd) min.	I_V (mcd) typ.	I_V (mcd) max.	V_F (V) min.	V_F (V) typ.	V_F (V) max.		
CSP0603AN101-WP30300563001-3T	0.6x0.3x0.15	○ White	56	80	140	2.4	2.6	3	1	150
CSP0603AN101-RP61630902505-3T	0.6x0.3x0.15	● Brilliant Red	90	155	224	1.5	1.86	2.5	5	130
CSP0603AN101-GP52543552705-3T	0.6x0.3x0.15	● Pure Green	355	554	900	2.1	2.4	2.7	5	150
CSP0603AN101-BP44460093001-3T	0.6x0.3x0.15	● Blue	9	13.3	18	2.4	2.6	3	1	150
CSP0603AN101-YP58600283001-3T	0.6x0.3x0.18	● Amber	28	48	71	2.4	2.6	3	1	150

SMD LED | Surface Mount CSP | CSP1005



UNIT : mm

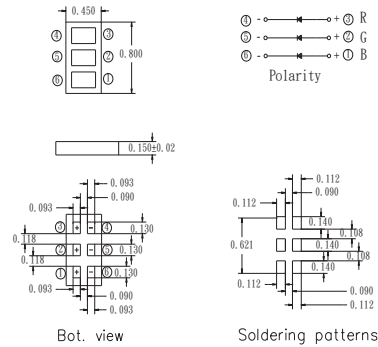


Product	Size (LxWxH)mm	Color	I _V			V _F			IF (mA)	View Angle(°)
		Color	I _V (mcd) min.	I _V (mcd) typ.	I _V (mcd) max.	V _F (V) min.	V _F (V) typ.	V _F (V) max.		
CSP1005BN101-WP35403553005-3T	1.0x0.5x0.27	○ White	355	450	900	2.4	2.65	3	5	150
CSP1005BN101-RP61630712740-3T	1.0x0.5x0.27	● Brilliant Red	710	930	1400	2.1	2.4	2.7	40	130
CSP1005BN101- GP51531803240-3T	1.0x0.5x0.27	● Pure Green	1800	2660	3550	2.6	2.9	3.2	40	150
CSP1005BN101-BP44460563140-3T	1.0x0.5x0.27	● Blue	560	750	1120	2.5	2.8	3.1	40	150

SMD LED | Surface Mount CSP | CSP0804




UNIT : mm

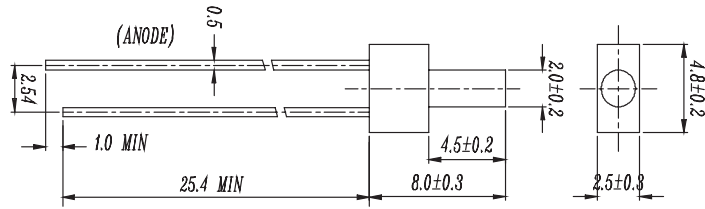


Product	Size (LxWxH)mm	Color	I _V			V _F			IF (mA)	View Angle(°)
		Color	I _V (mcd) min.	I _V (mcd) typ.	I _V (mcd) max.	V _F (V) min.	V _F (V) typ.	V _F (V) max.		
CSP0804AN301-RGBC0101-3T	0.8x0.45x0.15	● Brilliant Red	28	41.9	55	1.5	1.83	2.4	1.7	150
	0.8x0.45x0.15	● Brilliant Green	120	196.1	240	2.1	2.38	3.1	1.7	150
	0.8x0.45x0.15	● Brilliant Blue	20	33.6	50	2.1	2.6	3.1	1.7	150

LED Lamps | 2mm Tower Type




UNIT : mm

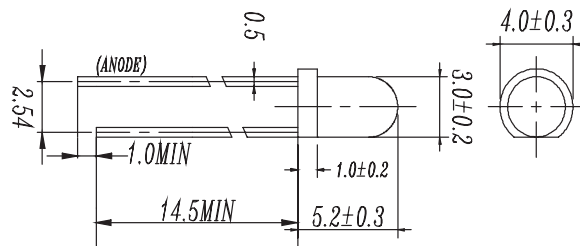


Product	Dimension (mm)	Color		I _v			V _F			IF (mA)	Viewing Angle(°)
		Color	Wavelength nm / CIE	I _v (mcd) min.	I _v (mcd) typ.	I _v (mcd) max.	V _F (V) min.	V _F (V) typ.	V _F (V) max.		
103SURD/S530-A3	2	● Hyper Red	624	25	40	-	-	2.0	2.4	20	130
103SYGD/S530-E2	2	● Brilliant Yellow Green	573	6.3	12.5	-	1.7	2.0	2.4	20	130
103UYD/S530-A3	2	● Brilliant Yellow	589	25	50	-	1.7	2.0	2.4	20	130

LED Lamps | 3mm Round Type



UNIT : mm

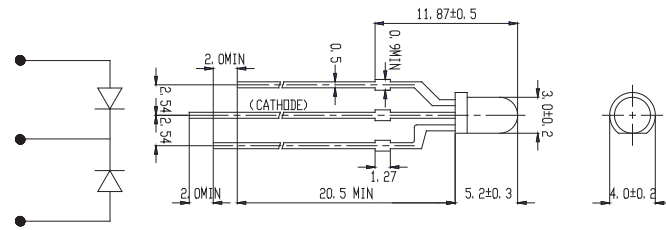


Product	Dimension (mm)	Color		I _v			V _F			IF (mA)	Viewing Angle(°)
		Color	Wavelength nm / CIE	I _v (mcd) min.	I _v (mcd) typ.	I _v (mcd) max.	V _F (V) min.	V _F (V) typ.	V _F (V) max.		
204-10SDRD/S530-A3	3	● Blue	639	40	80	-	1.7	2	2.4	20	50
204-10SUBC/S400-A4	3	○ White	470	400	800	-	-	3.4	4	20	20
204-10SUBD/S400-A4	3	○ White	470	160	320	-	2.7	3.3	3.7	20	30
204-10SUGC/S400-A5	3	● Brilliant Orange	525	1600	3200	-	-	3.2	3.7	20	30
204-10SURD/S530-A3	3	● Green	624	40	80	-	1.7	2	2.4	20	45
204-10SURD/S530-A3-L	3	● Brilliant Red	624	40	80	-	1.7	2	2.4	20	45
204-10SURT/S530-A3	3	● Brilliant Red	624	250	500	-	1.7	2	2.4	20	20
204-10SYGC/S530-E2	3	● Brilliant Red	573	125	250	-	1.7	2	2.4	20	20
204-10SYGD/S530-E3	3	● Deep Red	573	63	100	-	1.7	2	2.4	20	45
204-10UYD/S530-A3	3	● Brilliant Yellow Green	589	100	200	-	1.7	2	2.4	20	40
204-10UYOC/S530-A3	3	● Brilliant Red	605	320	500	-	1.7	2	2.4	20	30
204-15/FNC2-2TVA	3	● Brilliant Yellow	x=0.26 y=0.27	7150	-	14250	2.8	-	3.6	20	25
204-15UTC/S400-X9	3	● Brilliant Yellow	x=0.26 y=0.27"	7150	-	14250	2.8	-	3.6	20	25

LED Lamps | 3mm Round Type



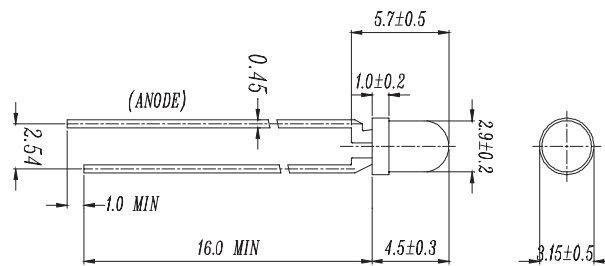
UNIT : mm



Product	Dimension (mm)	Color		I _V		V _F			IF (mA)	Viewing Angle(°)
		Color	Wavelength nm / CIE	I _V (mcd) min.	I _V (mcd) typ.	V _F (V) min.	V _F (V) typ.	V _F (V) max.		
209-3SURSYGW/S530-A3	3	● Brilliant Red ● Brilliant Yellow Green	R:624 G:573	25 / 10	50 / 20	1.7	2.0	2.4	20	80
209SDRSYGW/S530-A3	3	● Brilliant Red ● Brilliant Yellow Green	R:639 G:573	25 / 16	50 / 32	1.7	2.0	2.4	20	80
209SURSYGC/S530-A3	3	● Deep Red ● Brilliant Yellow Green	R:624 G:573	63 / 40	125 / 80	1.7	2.0	2.4	20	60
209UYOSUGC/S530-A3	3	● Brilliant Red ● Brilliant Yellow Green	R:605 G:525	100 / 160	200 / 320	1.7 / 2.7	2.0 / 3.3	2.4 / 3.7	20	50




UNIT : mm



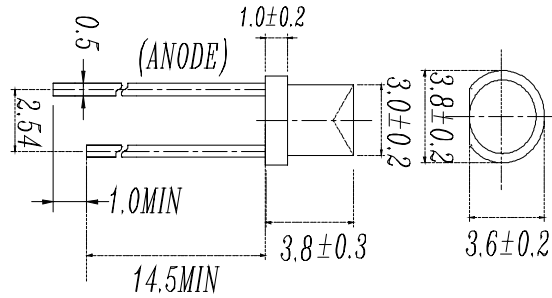
Product	Dimension (mm)	Color		I _V			V _F			IF (mA)	Viewing Angle(°)
		Color	Wavelength nm / CIE	I _V (mcd) min.	I _V (mcd) typ.	I _V (mcd) max.	V _F (V) min.	V _F (V) typ.	V _F (V) max.		
264-7SDRC/S530-A3	3	● Brilliant Orange ● Brilliant Green	639	40	100	-	1.7	2	2.4	20	40
264-7SUGC/S400-A4	3	● Brilliant Yellow Green	530	630	1250	-	2.7	3.3	3.7	20	30
264-7SUGC/S400-A5	3	● Brilliant Yellow	530	1000	2000	-	-	3.4	4	20	30
264-7SURC/S400-A8	3	● Brilliant Green	624	400	800	-	1.7	2	2.4	20	40
264-7SURD/S530-A3	3	● Brilliant Green	624	63	125	-	1.7	2	2.4	20	60
264-7SYGC/S530-E3	3	● Brilliant Red	573	100	320	-	1.7	2	2.4	20	35
264-7SYGD/S530-E2	3	● Deep Red	573	25	50	-	-	2	2.4	20	60
264-7UYC/S400-A9	3	● Brilliant Yellow Green	589	630	1250	-	1.7	2	2.4	20	40
264-7UYD/S530-A3	3	● Brilliant Red	589	63	125	-	1.7	2	2.4	20	60

LED Lamps

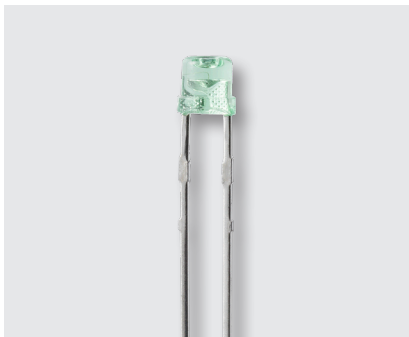
LED Lamps | 3mm Round Type



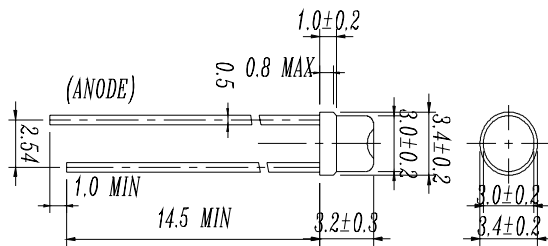
UNIT : mm



Product	Dimension (mm)	Color		I _v			V _F			IF (mA)	Viewing Angle(°)
		Color	Wavelength nm / CIE	I _v (mcd) min.	I _v (mcd) typ.	I _v (mcd) max.	V _F (V) min.	V _F (V) typ.	V _F (V) max.		
484-10SURT/S530-A3	3	● Brilliant Yellow Green	624	10	20	-	1.7	2	2.4	20	130
484-10SYGT/S530-E2	3	● Brilliant Yellow	573	6.3	12.5	-	1.7	2	2.4	20	80
484-10UYOC/S530-A3	3	● Brilliant Yellow Green	605	40	80	-	1.7	2	2.4	20	160
484-10UYT/S530-A3	3	● Brilliant Red	589	16	32	-	1.7	2	2.4	20	110



UNIT : mm

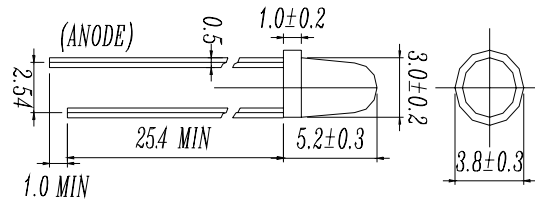


Product	Dimension (mm)	Color		I _v			V _F			IF (mA)	Viewing Angle(°)
		Color	Wavelength nm / CIE	I _v (mcd) min.	I _v (mcd) typ.	I _v (mcd) max.	V _F (V) min.	V _F (V) typ.	V _F (V) max.		
494-10SURT/S530-A3	3	● Brilliant Orange	624	16	32	-	1.7	2.0	2.4	20	100
494-10SYGT/S530-E2	3	● Brilliant Red	573	10	20	-	1.7	2.0	2.4	20	100
494SUBC/C470/S400-A4	3	● Brilliant Yellow Green	470	20	32	-	2.7	3.3	3.7	20	100


LED Lamps | 3mm Round Type



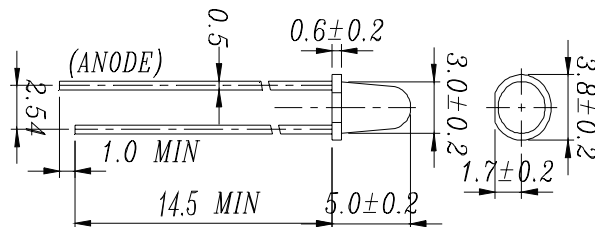
UNIT : mm



Product	Dimension (mm)	Color		I _V			V _F			IF (mA)	Viewing Angle(°)
		Color	Wavelength nm / CIE	I _V (mcd) min.	I _V (mcd) typ.	I _V (mcd) max.	V _F (V) min.	V _F (V) typ.	V _F (V) max.		
1224-10SURC/S530-A3	3	○ White	624	160	400	-	1.7	2	2.4	20	20
1224SDRC/S530-A4	3	● Super Sunset Orange	639	250	500	-	-	2	2.4	20	25
1224SUBC/C470/S400-A4	3	● Green	470	250	500	-	2.7	3.3	3.7	20	30
1224SUGC/S400-A5	3	● Brilliant Yellow Green	525	1600	2000	-	2.7	3.3	3.7	20	30
1224SYGC/S530-E2	3	● Brilliant Yellow	573	63	100	-	1.7	2	2.4	20	25
1224USOC/S530-A3	3	● Brilliant Red	615	188	295	-	1.7	2	2.4	20	25
1224UTC/S400-A6	3	● Blue	x=0.28,y=0.29	1800	-	4500	2.8	-	4	20	25




UNIT : mm

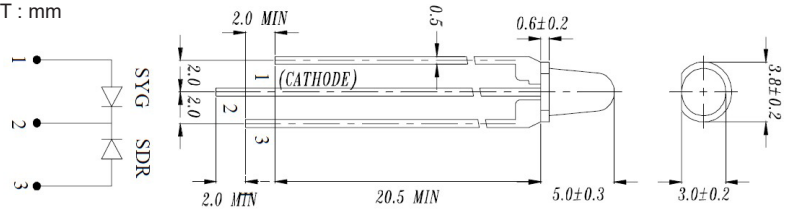


Product	Dimension (mm)	Color		I _V			V _F			IF (mA)	Viewing Angle(°)
		Color	Wavelength nm / CIE	I _V (mcd) min.	I _V (mcd) typ.	I _V (mcd) max.	V _F (V) min.	V _F (V) typ.	V _F (V) max.		
1254-10SDRD/S530-A3	3	● Super Deep Red	639	100	160	-	1.7	2	2.4	20	30
1254-10SDRT/S530-A3	3	● Brilliant Yellow	639	160	320	-	-	2	2.4	20	30
1254-10SURD/S530-A3	3	● Deep Red	624	250	400	-	1.7	2	2.4	20	30
1254-10SURT/S530-A3	3	● Deep Red	624	160	320	-	-	2	2.4	20	30
1254-10SYGD/S530-E2	3	● Brilliant Red	573	40	63	-	1.7	2	2.4	20	40
1254-10SYGT/S530-E2	3	● Hyper Red	573	160	320	-	1.7	2	2.4	20	30
1254-10UYD/S530-A3	3	● Brilliant Yellow Green	589	100	200	-	1.7	2	2.4	20	30
1254-10UYOT/S530-A3	3	● Brilliant Yellow Green	605	250	500	-	1.7	2	2.4	20	30

LED Lamps | 3mm Round Type



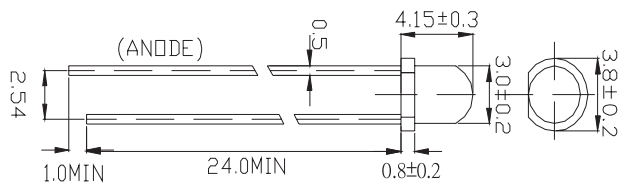
UNIT : mm




Product	Dimension (mm)	Color		I _v			V _F			IF (mA)	Viewing Angle(°)
		Color	Wavelength nm / CIE	I _v (mcd) min.	I _v (mcd) typ.	I _v (mcd) max.	V _F (V) min.	V _F (V) typ.	V _F (V) max.		
1259-7SDRSYGW/S530-A3	3	● Deep Red ● Brilliant Yellow Green	589 / 573	63 / 40	125 / 80	-	1.7	2.0	2.4	20	40
1259-7UYSYGW/S530-A3	3	● Brilliant Yellow ● Brilliant Yellow Green	624 / 573	40 / 16	80 / 32	-	1.7	2.0	2.4	20	60
1259-7SURSYGW/S530-A3	3	● Brilliant Red ● Brilliant Yellow Green	639 / 573	16 / 25	32 / 50	-	1.7	2.0	2.4	20	50



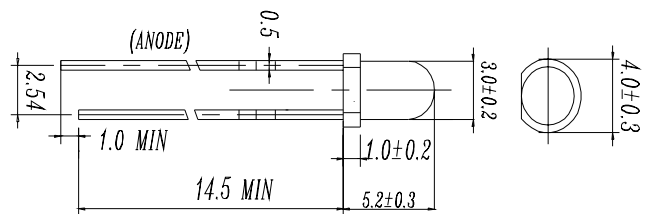
UNIT : mm



Product	Dimension (mm)	Color		I _v			V _F			IF (mA)	Viewing Angle(°)
		Color	Wavelength nm / CIE	I _v (mcd) min.	I _v (mcd) typ.	I _v (mcd) max.	V _F (V) min.	V _F (V) typ.	V _F (V) max.		
3294-15SUBC/S400-A6	3	● Brilliant Yellow	470	160	320	-	2.7	3.3	3.7	20	90
3294-15SUGC/S400-A6	3	● Blue	525	500	1250	-	2.7	3.3	3.7	20	50
3294-15SURC/S400-A7	3	● Brilliant Yellow Green	624	100	200	-	1.7	2.0	2.4	20	90
3294-15SUBGC/S400-A6	3	● Brilliant Red	505	400	800	-	x	3.5	4.3	20	90




UNIT : mm

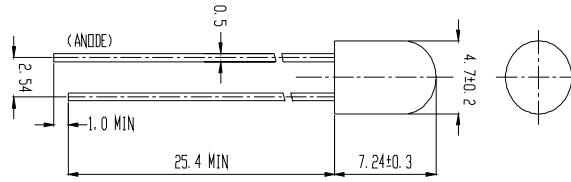


Product	Dimension (mm)	Color		I _v			V _F			IF (mA)	Viewing Angle(°)
		Color	Wavelength nm / CIE	I _v (mcd) min.	I _v (mcd) typ.	I _v (mcd) max.	V _F (V) min.	V _F (V) typ.	V _F (V) max.		
4204-10SUBC/C470/S400-X9-L	3	● Super Blue	470	630	1250	-	2.7	3.3	3.7	20	25
4204-10SURC/S530-A3	3	● Blue	624	320	500	-	1.7	2.0	2.4	20	25
4204-10SYGC/S530-E4	3	● Brilliant Red	573	250	500	-	1.7	2.0	2.4	20	20


LED Lamps | 5mm Round Type



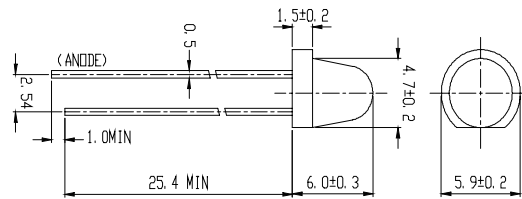
UNIT : mm



Product	Dimension (mm)	Color		I _v			V _F			IF (mA)	Viewing Angle(°)
		Color	Wavelength nm / CIE	I _v (mcd) min.	I _v (mcd) typ.	I _v (mcd) max.	V _F (V) min.	V _F (V) typ.	V _F (V) max.		
313-2SUBC/C470/S400-A4	4.7	● Brilliant Yellow Green	470	630	1000	-	-	3.4	4	20	20
313-2SURD/S530-A3	4.7	● Brilliant Yellow	624	63	100	-	1.7	2	2.4	20	40
313-2SYGC/S530-E2	4.7	● Brilliant Red	573	250	500	-	1.7	2	2.4	20	20
313-2SYGD/S530-E2	4.7	● Blue	573	40	80	-	1.7	2	2.4	20	45
313-2UYD/S530-A3	4.7	● Brilliant Yellow Green	589	100	200	-	1.7	2	2.4	20	50




UNIT : mm

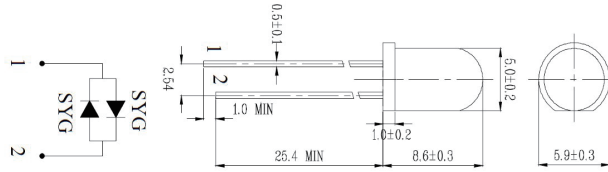


Product	Dimension (mm)	Color		I _v			V _F			IF (mA)	Viewing Angle(°)
		Color	Wavelength nm / CIE	I _v (mcd) min.	I _v (mcd) typ.	I _v (mcd) max.	V _F (V) min.	V _F (V) typ.	V _F (V) max.		
323-2SDRD/S530-A3	4.7	● Blue	639	25	50	-	-	2	2.4	20	60
323-2SURD/S530-A3	4.7	● Blue	624	63	100	-	1.7	2	2.4	20	40
323-2SYGD/S530-E2	4.7	● Brilliant Red	573	40	80	-	1.7	2	2.4	20	60


LED Lamps | 5mm Round Type



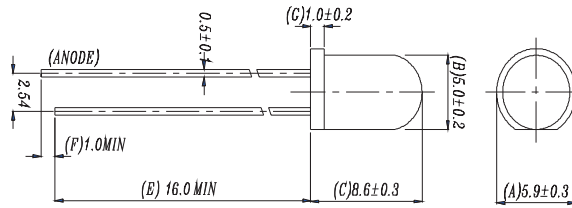
UNIT : mm



Product	Dimension (mm)	Color		I_V			V_F			IF (mA)	Viewing Angle(°)
		Color	Wavelength nm / CIE	I_V (mcd) min.	I_V (mcd) typ.	V_F (V) min.	V_F (V) typ.	V_F (V) max.			
336SURSYGW/S530-A3	5	Warm White	R:624 G:573	16	32	1.7	2	2.4	20	90	
336SYGSYGD/S530-E2	5	Brilliant Red Brilliant Yellow Green	573	8	16	1.7	2	2.4	20	90	
336UYSYGW/S530-A3	5	Brilliant Yellow Green	UY:589 SYG:573	-	-	-	2	2.4	20	80	




UNIT : mm

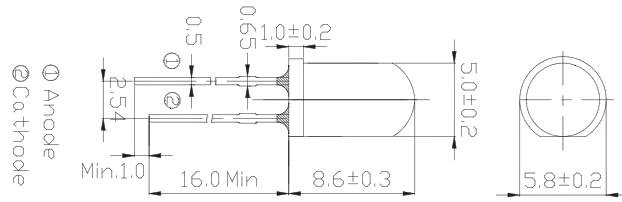


Product	Dimension (mm)	Color		I_V			V_F			IF (mA)	Viewing Angle(°)
		Color	Wavelength nm / CIE	I_V (mcd) min.	I_V (mcd) typ.	I_V (mcd) max.	V_F (V) min.	V_F (V) typ.	V_F (V) max.		
333-2SDRC/S530-A4	5	Brilliant Red	639	400	1000	-	1.7	2	2.4	20	10
333-2SDRD/S530-A3	5	Brilliant Yellow	639	100	160	-	-	2	2.4	20	30
333-2SUBC/C470/S400-A6	5	Deep Red	470	1000	2000	-	-	3.4	4	20	10
333-2SUBD/S400-A4	5	Brilliant Yellow Green	470	400	800	-	2.7	3.3	3.7	20	20
333-2SUGC/S400-A5	5	Blue	530	4000	8000	-	-	3.4	4	20	10
333-2SURC/S400-A8	5	Brilliant Green	624	3200	5000	-	1.7	2	2.4	20	10
333-2SURD/S530-A3	5	Deep Red	624	100	200	-	-	2	2.4	20	30
333-2SYGC/S530-E2	5	Brilliant Red	573	400	800	-	-	2	2.4	20	10
333-2SYGD/S530-E2	5	Blue	573	40	80	-	1.7	2	2.4	20	30
333-2UTC/S400-A6	5	Brilliant Yellow Green	x=0.29,y=0.3	14250	-	28500	2.8	-	3.6	20	15
333-2UYC/S400-A7	5	Deep Red	589	2500	4500	-	-	2	2.4	20	10
333-2UYC/S530-A3	5	Brilliant Yellow Green	589	630	1250	-	1.7	2	2.4	20	10
333-2UYD/S530-A3	5	White	589	160	320	-	1.7	2	2.4	20	30
333-2UYOC/S530-A3-L	5	Brilliant Yellow	605	630	1250	-	-	2	2.4	20	10

LED Lamps | 5mm Round Type




UNIT : mm

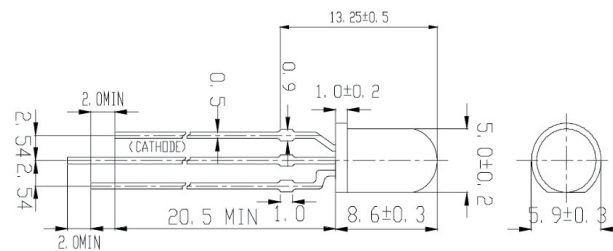


Product	Dimension (mm)	Color		I _v			V _F			IF (mA)	Viewing Angle(°)
		Color	Wavelength nm / CIE	I _v (mcd) min.	I _v (mcd) typ.	I _v (mcd) max.	V _F (V) min.	V _F (V) typ.	V _F (V) max.		
334-15/F1C1-1XZA	5	● Warm White	x=0.29, y=0.28	18000	-	36000	2.8	-	3.6	20	15
334-15/F1C2-7VXA	5	○ White	x=0.30, y=0.29	11250	-	22500	2.8	-	3.6	20	20
334-15/F1C5-1RTA	5	○ White	x=0.29, y=0.28	4500	-	9000	2.8	-	3.6	20	50
334-15/FNC1-4YZA	5	○ White	x=0.30, y=0.29	22500	-	36000	2.8	-	3.6	20	15
334-15/T1C1-4WYA	5	○ White	x=0.30, y=0.29	14250	-	28500	2.8	-	3.6	20	15
334-15/T1C3-2TVA	5	○ White	x=0.26, y=0.27	7150	-	14250	2.8	-	3.6	20	30
334-15/T1C3-7TVA	5	● Yellow Orange	x=0.31, y=0.30	7150	-	14250	2.8	-	3.6	20	30
334-15/T1C5-7QSA	5	○ White	x=0.30, y=0.29	3600	-	7150	2.8	-	3.6	20	50
334-15/T2C3-2TVC	5	○ White	x=0.26, y=0.27	7150	-	14250	2.8	-	3.6	20	30
334-15/T2C5-1PSB	5	○ White	x=0.29, y=0.28	2850	-	7150	2.8	-	3.6	20	50
334-15/T2C5-1QSB	5	○ White	x=0.29, y=0.28	3600	-	7150	2.8	-	3.6	20	50
334-15/X1C2-1UWA	5	○ White	x=0.40, y=0.39	9000	-	18000	2.8	-	3.6	20	20
334-15/X1C5-1QSA	5	● Warm White	x=0.40, y=0.39	3500	-	7150	2.8	-	3.6	20	50
334-15/X2C1-1WYB	5	○ White	x=0.40, y=0.39	14250	-	28500	2.8	-	3.6	20	15
334-15/X2C3-1TVA	5	● Warm White	x=0.40, y=0.39	7150	-	14250	2.8	-	3.6	20	30
334-15/X2C5-1PSB	5	● Warm White	x=0.40, y=0.39	2850	-	7150	2.8	-	3.6	20	50

LED Lamps



UNIT : mm

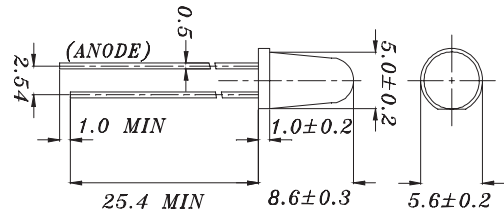


Product	Dimension (mm)	Color		I _v		V _F		IF (mA)	Viewing Angle(°)
		Color	Wavelength nm / CIE	I _v (mcd) min.	I _v (mcd) typ.	V _F (V) typ.	V _F (V) max.		
339-1SURSYGW/S530-A3	5	● Brilliant Red ● Brilliant Yellow Green	624 / 573	25/16	50/32	2.0	2.4	20	70
339-1UYSYGW/S530-A3	5	● Brilliant Yellow ● Brilliant Yellow Green	589 / 573	63/32	100/50	2.0	2.4	20	70

LED Lamps | 5mm Round Type



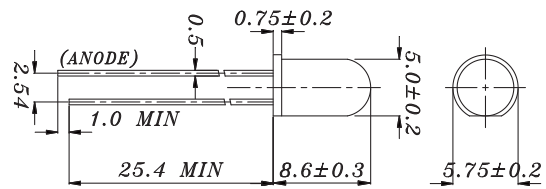
UNIT : mm



Product	Dimension (mm)	Color		I _v			V _F			IF (mA)	Viewing Angle(°)
		Color	Wavelength nm / CIE	I _v (mcd) min.	I _v (mcd) typ.	I _v (mcd) max.	V _F (V) min.	V _F (V) typ.	V _F (V) max.		
383-2SDRC/S530-A3	5	Brilliant Yellow	639	1000	2000	-	-	2	2.4	20	6
383-2SUBC/C470/S400-A6	5	Super Yellow	470	1600	3200	-	2.7	3.3	3.7	20	20
383-2SUGC/S400-A4	5	Super Deep Red	525	2500	4000	-	-	3.4	4	20	20
383-2SURC/S400-A6	5	Blue	624	4000	6300	-	1.7	2	2.4	20	6
383-2SURC/S530-A3	5	Super Green	624	1000	2500	-	-	2	2.4	20	6
383-2SYGC/S530-E2	5	Hyper Red	573	160	320	-	-	2	2.4	20	10
383-2SYGD/S530-E2	5	Brilliant Red	575	40	80	-	1.7	2	2.4	20	25
383-2USOC/S530-A6	5	Brilliant Yellow Green	615	6300	8000	-	-	2	2.4	20	6
383-2UYC/S530-A3	5	Brilliant Yellow Green	589	2713	4263	-	1.7	2	2.4	20	6




UNIT : mm

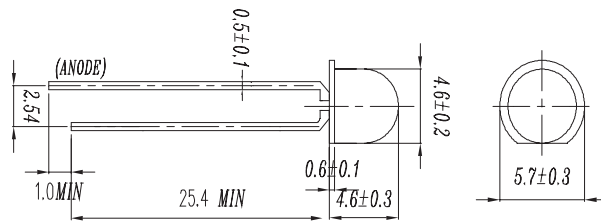


Product	Dimension (mm)	Color		I _v			V _F			IF (mA)	Viewing Angle(°)
		Color	Wavelength nm / CIE	I _v (mcd) min.	I _v (mcd) typ.	I _v (mcd) max.	V _F (V) min.	V _F (V) typ.	V _F (V) max.		
1383-2SDRD/S530-A3	5	Brilliant Yellow	639	160	320	-	-	2	2.4	20	30
1383-2SURD/S530-A3	5	Super Sunset Orange	624	250	500	-	1.7	2	2.4	20	40
1383SDRD/S530-A3	5	Brilliant Red	639	160	320	-	1.7	2	2.4	20	30
1383SYGD/S530-E2	5	Deep Red	573	100	200	-	1.7	2	2.4	20	25
1383UYD/S530-A3	5	Brilliant Yellow Green	589	400	800	-	1.7	2	2.4	20	25

LED Lamps | 5mm Round Type



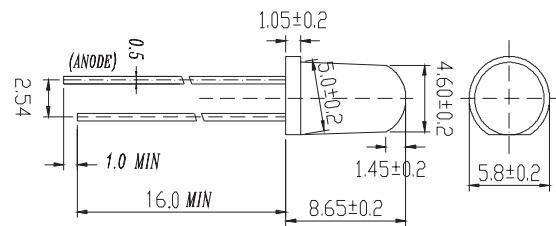
UNIT : mm




Product	Dimension (mm)	Color		I _v			V _F			IF (mA)	Viewing Angle(°)
		Color	Wavelength nm / CIE	I _v (mcd) min.	I _v (mcd) typ.	I _v (mcd) max.	V _F (V) min.	V _F (V) typ.	V _F (V) max.		
6324/F1C9-1LNA	4.6	Blue	x=0.29y=0.28	1425	-	2850	2.8	-	3.6	20	100
6324-15SUBC/S400-X10	4.6	Super Deep Red	470	250	500	-	2.7	3.3	3.7	20	60
6324-15SUGC/S400-A6	4.6	Brilliant Yellow	525	630	1250	-	2.7	3.3	3.7	20	60
6324-15SURC/S400-A9	4.6	White	624	160	320	-	1.7	2	2.4	20	100
6324-15UYC/S530-A6	4.6	Brilliant Red	589	100	200	-	1.7	2	2.4	20	70



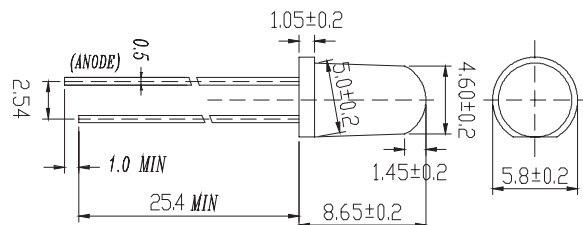
UNIT : mm



Product	Dimension (mm)	Color		I _v			V _F			IF (mA)	Viewing Angle(°)
		Color	Wavelength nm / CIE	I _v (mcd) min.	I _v (mcd) typ.	I _v (mcd) max.	V _F (V) min.	V _F (V) typ.	V _F (V) max.		
7343-2SUGD/S400-X6	4.6	Blue	525	1600	3200	-	2.7	3.3	3.7	20	30
7343-2SURD/S530-A3	4.6	Brilliant Green	624	160	320	-	1.7	2	2.4	20	40
7343-2USOC/S530-A3	4.6	Brilliant Yellow Brilliant Yellow Green	615	630	1250	-	-	2	4	20	20
7343M/BAC3-ATVA/C5	5	Brilliant Red	470	8.4	-	21	2.6	-	3.4	5	30



UNIT : mm



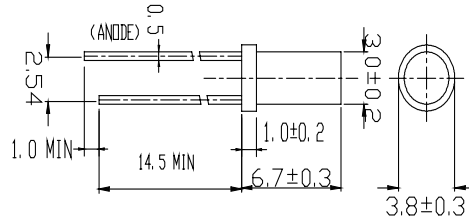
Product	Dimension (mm)	Color		I _v			V _F			IF (mA)	Viewing Angle(°)
		Color	Wavelength nm / CIE	I _v (mcd) min.	I _v (mcd) typ.	I _v (mcd) max.	V _F (V) min.	V _F (V) typ.	V _F (V) max.		
7344-15SUBC/C470/S400-A6	4.6	Brilliant Green	470	1000	2000	-	2.7	3.3	3.7	20	20
7344-15SUGC/S400-A5	4.6	Blue	525	5000	8000	-	2.7	3.3	3.7	20	30
7344-15SUGC/S400-X6	4.6	Brilliant Green	525	8000	11000	-	2.7	3.3	3.7	20	20

LED Lamps

LED Lamps | 3mm Cylindrical



UNIT : mm

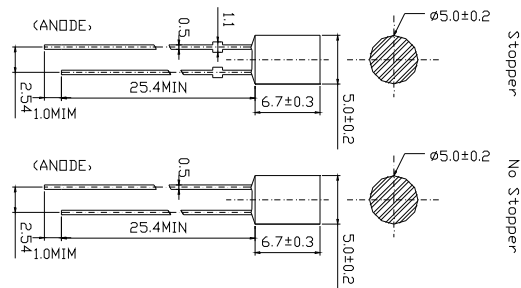


Product	Dimension (mm)	Color		I _V			V _F			IF (mA)	Viewing Angle(°)
		Color	Wavelength nm / CIE	I _V (mcd) min.	I _V (mcd) typ.	I _V (mcd) max.	V _F (V) min.	V _F (V) typ.	V _F (V) max.		
414-10SURD/S530-A3	3	● Super Yellow	624	16	32	-	-	2	2.4	20	120
414-10UYD/S530-A3	3	● Brilliant Yellow	589	25	40	-	-	2	2.4	20	120

LED Lamps | 5mm Cylindrical



UNIT : mm

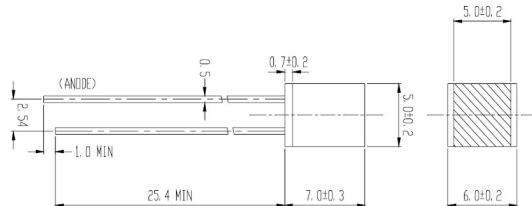


Product	Dimension (mm)	Color		I _V			V _F			IF (mA)	Viewing Angle(°)
		Color	Wavelength nm / CIE	I _V (mcd) min.	I _V (mcd) typ.	I _V (mcd) max.	V _F (V) min.	V _F (V) typ.	V _F (V) max.		
423-2SUBC/S400-X9	5	● Brilliant Red	470	100	200	-	2.7	3.3	3.7	20	80
423-2SURC/S530-A3	5	● Brilliant Yellow	624	25	63	-	1.7	2	2.4	20	80
423-2UYC/S530-A6	5	● Hyper Red	589	100	200	-	1.7	2	2.4	20	90
423-2UYOC/S530-A6	5	● Blue	605	160	320	-	1.7	2	2.4	20	80

LED Lamps | 5mm Square



UNIT : mm

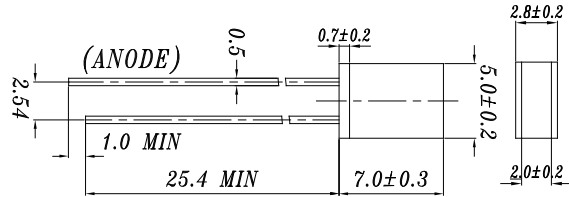


Product	Dimension (mm)	Color		I _V			V _F			IF (mA)	Viewing Angle(°)
		Color	Wavelength nm / CIE	I _V (mcd) min.	I _V (mcd) typ.	I _V (mcd) max.	V _F (V) min.	V _F (V) typ.	V _F (V) max.		
583SURD/S530-A3	5	● Blue	624	12.5	20	-	1.7	2	2.4	20	130
583SYGD/S530-E2	5	● Brilliant Red	573	2.5	5	-	1.7	2	2.4	20	170
583UYD/S530-A3	5	● Brilliant Yellow Green	589	10	20	-	1.7	2	2.4	20	170


LED Lamps | Rectangular



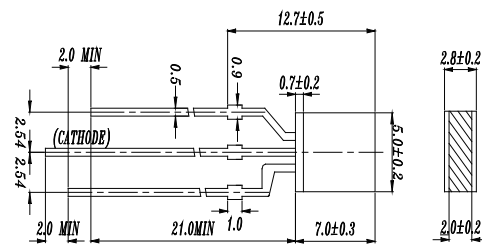
UNIT : mm




Product	Dimension (mm)	Color		I _v			V _F			IF (mA)	Viewing Angle(°)
		Color	Wavelength nm / CIE	I _v (mcd) min.	I _v (mcd) typ.	I _v (mcd) max.	V _F (V) min.	V _F (V) typ.	V _F (V) max.		
513SURD/S530-A3	2x5	● Brilliant Yellow	624	10	20	-	-	2	2.4	20	180
513SYGD/S530-E2	2x5	● Hyper Red	573	6.3	12.5	-	-	2	2.4	20	140
513UYD/S530-A3	2x5	● Super Yellow Green	589	20	32	-	-	2	2.4	20	150



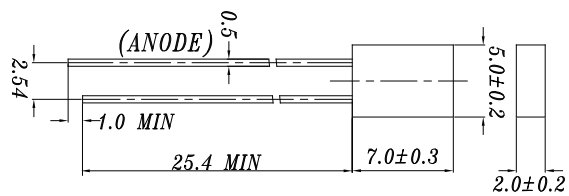
UNIT : mm



Product	Dimension (mm)	Color		I _v			V _F			IF (mA)	Viewing Angle(°)
		Color	Wavelength nm / CIE	I _v (mcd) min.	I _v (mcd) typ.	I _v (mcd) max.	V _F (V) min.	V _F (V) typ.	V _F (V) max.		
519-1SURSYGW/S530-A3	2.0x5.0	● Brilliant Red	624	1.7	2.0	2.4	6.3	12.5	20	180	
		● Brilliant Yellow Green	573	1.7	2.0	2.4	2.5	5.0	20	180	



UNIT : mm

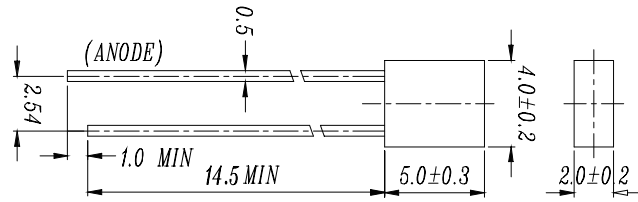


Product	Dimension (mm)	Color		I _v			V _F			IF (mA)	Viewing Angle(°)
		Color	Wavelength nm / CIE	I _v (mcd) min.	I _v (mcd) typ.	I _v (mcd) max.	V _F (V) min.	V _F (V) typ.	V _F (V) max.		
523-2SDRD/S530-A3	2.0 x 5.0	● Brilliant Yellow Green	639	10	16	-	-	2	2.4	20	120
523-2SUBD/C470/S400-A6	2.0 x 5.0	● Super Yellow	470	10	20	-	2.7	3.3	3.7	20	130
523-2SUGD/S400-A6	2.0 x 5.0	● Deep Red	525	160	320	-	2.7	3.3	3.7	20	130
523-2SURD/S530-A3	2.0 x 5.0	● Brilliant Red	624	16	32	-	1.7	2	2.4	20	120
523-2UYD/S530-A3	2.0 x 5.0	● Brilliant Red	589	6.3	12.5	-	1.7	2	2.4	20	120
523SYGD/S530-E2	2.0 x 5.0	● Blue	573	4	8	-	1.7	2	2.4	20	170
523UYD/S530-A3	2.0 x 5.0	● Brilliant Yellow	591	16	32	-	-	2	2.4	20	180

LED Lamps | Rectangular



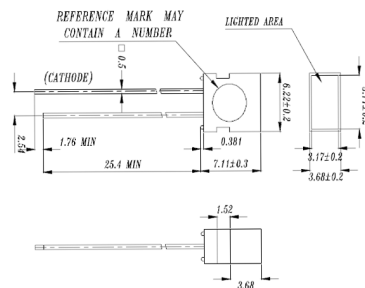
UNIT : mm




Product	Dimension (mm)	Color		I _v			V _F			IF (mA)	Viewing Angle(°)
		Color	Wavelength nm / CIE	I _v (mcd) min.	I _v (mcd) typ.	I _v (mcd) max.	V _F (V) min.	V _F (V) typ.	V _F (V) max.		
594SURD/S530-A3	2.0 x 4.0	● Brilliant Green	624	10	16	-	1.7	2.0	2.4	20	170
594SYGD/S530-E2	2.0 x 4.0	● Brilliant Red	573	4	8	-	1.7	2.0	2.4	20	180
594UYD/S530-A3	2.0 x 4.0	● Brilliant Yellow Green	589	10	20	-	1.7	2.0	2.4	20	180



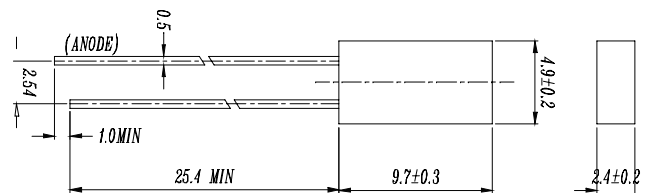
UNIT : mm



Product	Dimension (mm)	Color		I _v			V _F			IF (mA)	Viewing Angle(°)
		Color	Wavelength nm / CIE	I _v (mcd) min.	I _v (mcd) typ.	I _v (mcd) max.	V _F (V) min.	V _F (V) typ.	V _F (V) max.		
1003SUBD/S400-A6	3.68x6.22	● Brilliant Yellow Green	470	10	20	-	2.7	3.3	4	20	110
1003SUGD/S400-A4	3.68x6.22	● Blue	525	16	50	-	-	3.3	4	20	110
1003SURD/S530-A3	3.68x6.22	● Brilliant Green	624	25	50	-	1.7	2	2.4	20	110
1003SYGD/S530-E2	3.68x6.22	● Brilliant Red	573	6.3	12.5	-	1.7	2	2.4	20	110




UNIT : mm

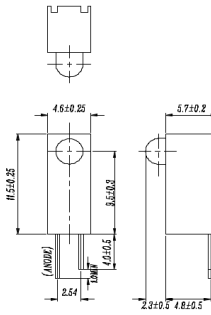


Product	Dimension (mm)	Color		I _v			V _F			IF (mA)	Viewing Angle(°)
		Color	Wavelength nm / CIE	I _v (mcd) min.	I _v (mcd) typ.	I _v (mcd) max.	V _F (V) min.	V _F (V) typ.	V _F (V) max.		
1533SURD/S530-A3	2.4 x 4.9	● Brilliant Green	624	10	20	-	1.7	2	2.4	20	170
1533UYD/S530-A3	2.4 x 4.9	● Brilliant Red	589	10	20	-	1.7	2	2.4	20	180


LED Lamps | 3mm Assembly LED



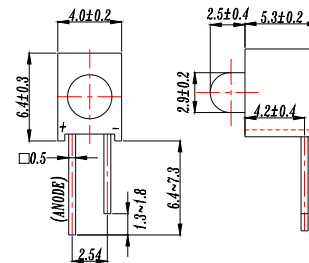
UNIT : mm



Product	Dimension (mm)	Color		I _V			V _F			IF (mA)	Viewing Angle(°)
		Color	Wavelength nm / CIE	I _V (mcd) min.	I _V (mcd) typ.	I _V (mcd) max.	V _F (V) min.	V _F (V) typ.	V _F (V) max.		
A274B/SYG/S530-E2	3	● Brilliant Yellow	573	25	50	-	1.7	2.0	2.4	20	60



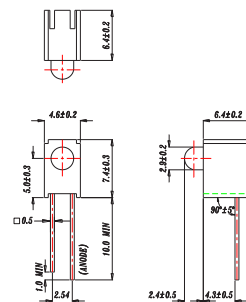
UNIT : mm



Product	Dimension (mm)	Color		I _V			V _F			IF (mA)	Viewing Angle(°)
		Color	Wavelength nm / CIE	I _V (mcd) min.	I _V (mcd) typ.	I _V (mcd) max.	V _F (V) min.	V _F (V) typ.	V _F (V) max.		
A214B/UY/S530-A3	3	● Brilliant Yellow	525	630	1250	-	2.7	3.3	3.7	20	30
A214B/SUG/S400-X6	3	● Brilliant Yellow Green	589	50	100	-	1.7	2	2.4	20	60




UNIT : mm

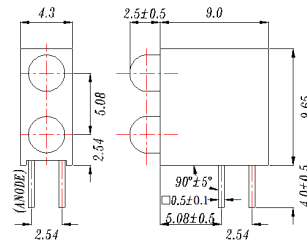


Product	Dimension (mm)	Color		I _V			V _F			IF (mA)	Viewing Angle(°)
		Color	Wavelength nm / CIE	I _V (mcd) min.	I _V (mcd) typ.	I _V (mcd) max.	V _F (V) min.	V _F (V) typ.	V _F (V) max.		
A264B/SUB/S400-A4	3	● Brilliant Red	470	160	250	-	2.7	3.3	3.7	20	35
A264B/SUR/S530-A3	3	● Brilliant Green	624	63	125	-	1.7	2	2.4	20	60
A264B/SYG/S530-E2	3	● Blue	573	25	50	-	1.7	2	2.4	20	60
A264B/UY/S530-A3	3	● Brilliant Yellow Green	589	50	100	-	1.7	2	2.4	20	60

LED Lamps | 3mm Assembly LED




UNIT : mm

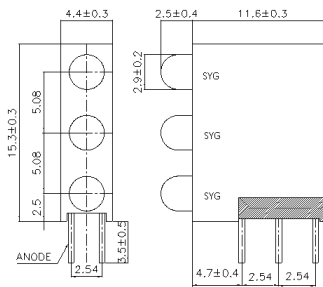


Product	Dimension (mm)	Color		I _V		V _F			IF (mA)	Viewing Angle(°)
		Color	Wavelength nm / CIE	I _V (mcd) min.	I _V (mcd) typ.	V _F (V) min.	V _F (V) typ.	V _F (V) max.		
A694B/2SUR/S530-A3	3	● Brilliant Yellow Green	624	10	25	1.7	2.0	2.4	20	60
A694B/2SYG/S530-E2	3	● Brilliant Red	573	25	50	-	2.0	2.4	20	60
A694B/2UY/S530-A3	3	● Brilliant Yellow Green	589	16	32	1.7	2.0	2.4	20	60
A694B/SURSYG/S530-A3	3	● Brilliant Red ● Brilliant Yellow Green	R:624 G:573	R:40 G:25	R:80 G:50	1.7	2.0	2.4	20	60
A694B/SYGUY/S530-A3	3	● Brilliant Yellow Green ● Brilliant Yellow	SYG:573 UY:589	SYG:25 UY:40	SYG:50 UY:80	1.7	2.0	2.4	20	60

LED Lamps



UNIT : mm

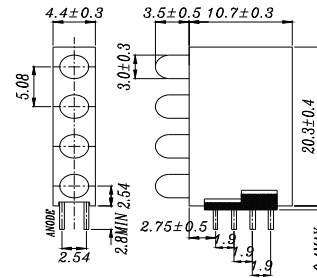


Product	Dimension (mm)	Color		I _V			V _F			IF (mA)	Viewing Angle(°)
		Color	Wavelength nm / CIE	I _V (mcd) min.	I _V (mcd) typ.	I _V (mcd) max.	V _F (V) min.	V _F (V) typ.	V _F (V) max.		
A1394B/3SUR/S530-A3	3	● Brilliant Orange	624	63	125	-	1.7	2	2.4	20	60
A1394B/3SYG/S530-E2	3	● Brilliant Yellow Green	573	25	50	-	1.7	2	2.4	20	60

LED Lamps | 3mm Assembly LED




UNIT : mm

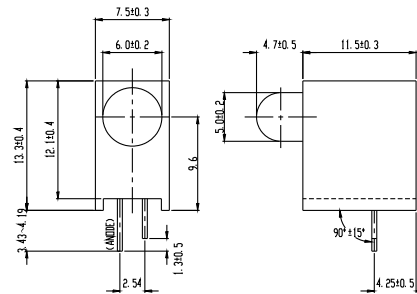


Product	Dimension (mm)	Color		I _v			V _F			IF (mA)	Viewing Angle(°)
		Color	Wavelength nm / CIE	I _v (mcd) min.	I _v (mcd) typ.	I _v (mcd) max.	V _F (V) min.	V _F (V) typ.	V _F (V) max.		
A1844B/4SYG/S530-E2	3	● Brilliant Red	573	16	32	-	1.7	2.0	2.4	20	60

LED Lamps | 5mm Assembly LED




UNIT : mm



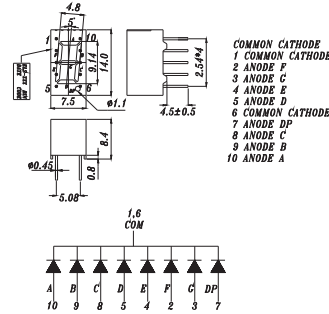
Product	Dimension (mm)	Color		I _v			V _F			IF (mA)	Viewing Angle(°)
		Color	Wavelength nm / CIE	I _v (mcd) min.	I _v (mcd) typ.	I _v (mcd) max.	V _F (V) min.	V _F (V) typ.	V _F (V) max.		
A203B/SUR/S530-A3	5	● Brilliant Red	624	100	200	-	1.7	2.0	2.4	20	30
A203B/SYG/S530-E2	5	● Brilliant Yellow Green	573	40	80	-	1.7	2.0	2.4	20	45
A203B/UY/S530-A3	5	● Brilliant Yellow	589	100	200	-	1.7	2.0	2.4	20	30

LED Lamps


LED Digital Displays | Chip On Board Display | Single Digit Display



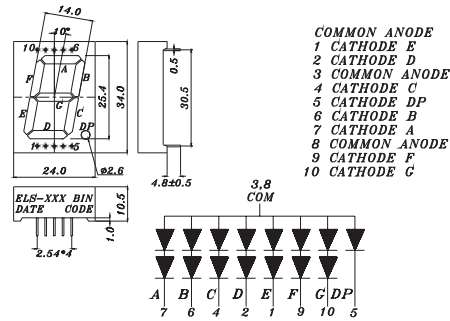
UNIT : mm




Product	Dimension (mm)		Color				CC/CA	I _v	
	Segment Height mm (inch)	Segment Width mm(inch)	Color	Wavelength (nm) / CIE	Resin Color	Face Color		I _v (mcd) min.	I _v (mcd) typ.
S315SURWA/S530-A3	9.14 (0.3")	4.8	● Brilliant Red	624	White	Gray	CC	4.0	8.0
S315SYGWA/S530-E2	9.14 (0.3")	4.8	● Brilliant Yellow Green	573	White	Gray	CC	2.0	3.2



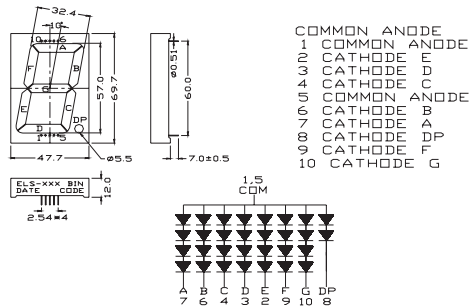
UNIT : mm



Product	Dimension (mm)		Color				CC/CA	I _v	
	Segment Height mm (inch)	Segment Width mm(inch)	Color	Wavelength (nm) / CIE	Resin Color	Face Color		I _v (mcd) min.	I _v (mcd) typ.
S1006SURWA/S530-A3	25.4 (1")	14	● Brilliant Red	624	White	Gray	CA	15.0	24.0
S1006SYGWA/S530-E2	25.4 (1")	14	● Brilliant Yellow Green	573	Green	Gray	CA	5.6	12.5
S1006SDRDB/A3/S660	25.4 (1")	14	● Deep Red	639	Red	Black	CA	11.0	24.0




UNIT : mm



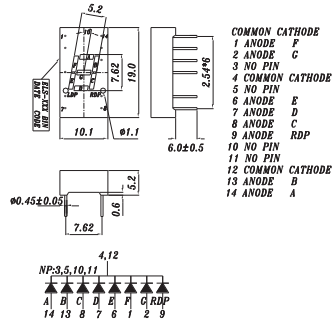
Product	Dimension (mm)		Color				CC/CA	I _v	
	Segment Height mm (inch)	Segment Width mm(inch)	Color	Wavelength (nm) / CIE	Resin Color	Face Color		I _v (mcd) min.	I _v (mcd) typ.
S2326SURWA/S530-A3	57 (2")	32.4	● Brilliant Red	624	White	Gray	CA	15.0	34.0
S2326USOWA/S530-A4	57 (2")	32.4	● Reddish Orange	615	White	Gray	CA	30.0	67.0
S2326SYGWA/S530-E2	57 (2")	32.4	● Brilliant Yellow Green	573	White	Gray	CA	5.6	12.5
S2326UBWA/C470	57 (2")	32.4	● Blue	468	White	Gray	CA	15.0	34.0

LED Digital Displays

LED Digital Displays | Chip On Board Display | Single Digit Display



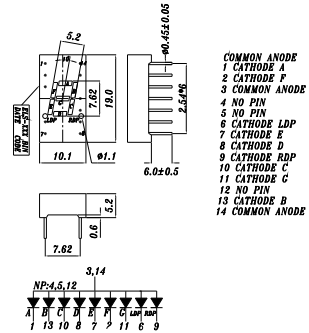
UNIT : mm



Product	Dimension (mm)		Color				CC/CA	I _v	
	Segment Height mm (inch)	Segment Width mm(inch)	Color	Wavelength (nm) / CIE	Resin Color	Face Color		I _v (mcd) min.	I _v (mcd) typ.
S321SURWA/S530-A3	7.62 (0.3")	5.2	● Brilliant Red	624	White	Gray	CC	5.6	11
S321USOWA/S530-A4	7.62 (0.3")	5.2	● Reddish Orange	615	White	Gray	CC	7.8	17.6



UNIT : mm

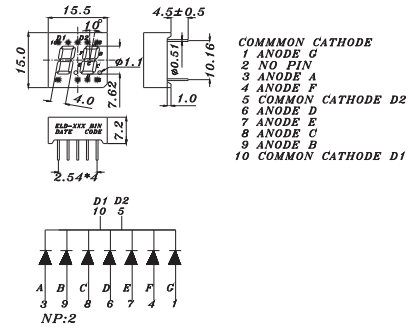


Product	Dimension (mm)		Color				CC/CA	I _v	
	Segment Height mm (inch)	Segment Width mm(inch)	Color	Wavelength (nm) / CIE	Resin Color	Face Color		I _v (mcd) min.	I _v (mcd) typ.
S322SURWA/S530-A3	7.62 (0.3")	5.2	● Brilliant Red	624	White	Gray	CA	5.6	11.0
S322SYGWA/S530-E2	7.62 (0.3")	5.2	● Brilliant Yellow Green	573	White	Gray	CA	2.0	4.5

LED Digital Displays | Chip On Board Display | Dual Digit Display



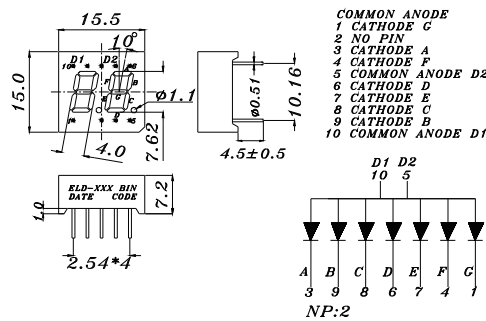
UNIT : mm



Product	Dimension (mm)		Color				CC/CA	I _v	
	Segment Height mm (inch)	Segment Width mm(inch)	Color	Wavelength (nm) / CIE	Resin Color	Face Color		I _v (mcd) min.	I _v (mcd) typ.
D305SURWA/S530-A3	7.62(0.3)	4	● Brilliant Red	624	White	Gray	CC	4.0	6.4
D305SYGWA/E2/S660	7.62(0.3)	4	● Brilliant Yellow Green	573	White	Gray	CC	1.05	1.68
D305SDRWB/S530-A3	7.62(0.3)	4	● Deep Red	639	White	Black	CC	2.0	4.5



UNIT : mm



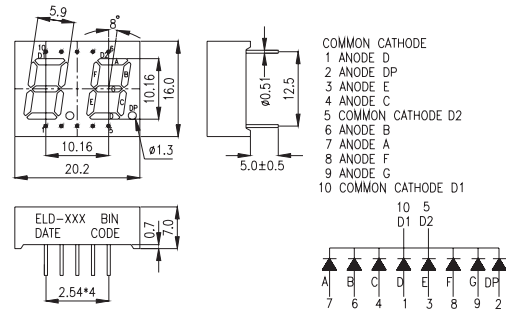
Product	Dimension (mm)		Color				CC/CA	I _v	
	Segment Height mm (inch)	Segment Width mm(inch)	Color	Wavelength (nm) / CIE	Resin Color	Face Color		I _v (mcd) min.	I _v (mcd) typ.
D306SURWA/S530-A3	7.62(0.3)	4	● Brilliant Red	624	White	Gray	CA	4.0	6.4
D306USOWA/S530-A3	7.62(0.3)	4	● Reddish Orange	615	White	Gray	CA	4.0	8.9
D306UYWA/S530-A3	7.62(0.3)	4	● Brilliant Yellow	589	White	Gray	CA	1.4	3.2

LED Digital Displays

LED Digital Displays | Chip On Board Display | Dual Digit Display



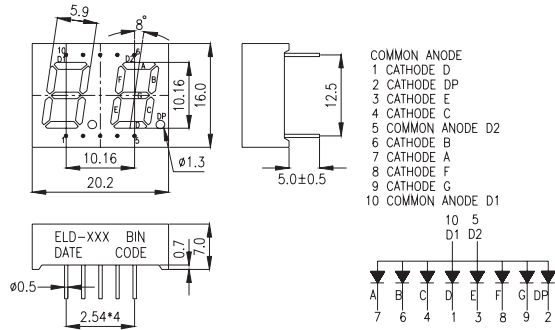
UNIT : mm



Product	Dimension (mm)		Color				CC/CA	I _v	
	Segment Height mm (inch)	Segment Width mm(inch)	Color	Wavelength (nm) / CIE	Resin Color	Face Color		I _v (mcd) min.	I _v (mcd) typ.
D425SURWA/S530-A3	10.16 (0.4")	5.9	● Brilliant Red	624	White	Gray	CC	7.8	15.0
D425USOWA/S530-A4	10.16 (0.4")	5.9	● Reddish Orange	615	White	Gray	CC	11.0	24.0
D425SYGWA/S530-E2	10.16 (0.4")	5.9	● Brilliant Yellow Green	573	White	Gray	CC	2.0	3.2
D425SDRWB/A3/S660	10.16 (0.4")	5.9	● Deep Red	639	White	Black	CC	4.0	6.4
D425SDRWA/S530-A4	10.16 (0.4")	5.9	● Deep Red	639	White	Gray	CC	4.0	8.9



UNIT : mm

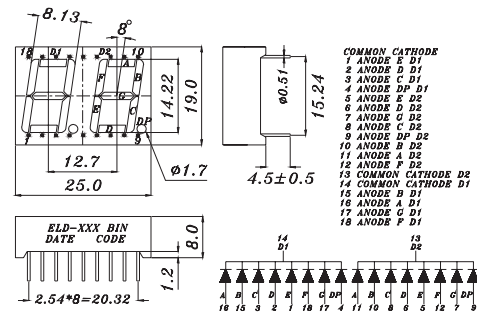


Product	Dimension (mm)		Color				CC/CA	I _v	
	Segment Height mm (inch)	Segment Width mm(inch)	Color	Wavelength (nm) / CIE	Resin Color	Face Color		I _v (mcd) min.	I _v (mcd) typ.
D426SURWB/S530-A3	10.16 (0.4")	5.9	● Brilliant Red	624	White	Black	CA	7.8	15.0
D426USOWA/S530-A3	10.16 (0.4")	5.9	● Reddish Orange	615	White	Gray	CA	11.0	24.0
D426UYOWB/S530-A3	10.16 (0.4")	5.9	● Orange	605	White	Black	CA	5.6	12.5
D426SYGWA/S530-E2	10.16 (0.4")	5.9	● Brilliant Yellow Green	573	White	Gray	CA	2.0	3.2
D426SURWB/S530-A3	10.16 (0.4")	5.9	● Brilliant Red	624	White	Black	CA	7.8	15.0
D426UYOWB/S530-A3	10.16 (0.4")	5.9	● Orange	605	White	Black	CA	5.6	12.5
D426SYGWA/S530-E2	10.16 (0.4")	5.9	● Brilliant Yellow Green	573	White	Gray	CA	2.0	3.2


LED Digital Displays | Chip On Board Display | Dual Digit Display



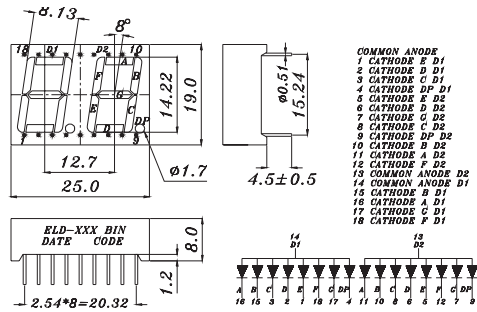
UNIT : mm



Product	Dimension (mm)		Color				CC/CA	I _v		
	Segment Height mm (inch)	Segment Width mm(inch)	Color	Wavelength (nm) / CIE	Resin Color	Face Color		I _v (mcd) min.	I _v (mcd) typ.	I _v (mcd) max
D511SURWB/S530-A3	14.22 (0.5")	8.13	● Brilliant Red	624	White	Black	CC	7.8	15.0	-
D511SYGWA/S530-E2	14.22 (0.5")	8.13	● Brilliant Yellow Green	573	White	Gray	CC	2.8	6.4	-
D511UTWA/T5/S700/S1025	14.22 (0.5")	8.13	○ Pure White	X=0.28,Y=0.267	White	Gray	CC	100.0	-	195.0
D511UBWA/C470	14.22 (0.5")	8.13	● Blue	470	White	Gray	CC	4.0	6.4	-
D511USOWA/S530-A4	14.22 (0.5")	8.13	● Reddish Orange	615	White	Gray	CC	7.8	15.0	-
D511SDRWB/A3/S982	14.22 (0.5")	8.13	● Deep Red	639	White	Black	CC	4.0	8.9	-
D511SYGWB/S530-E2	14.22 (0.5)	8.13	● Brilliant Yellow Green	573	White	Black	CC	2.8	6.4	-



UNIT : mm



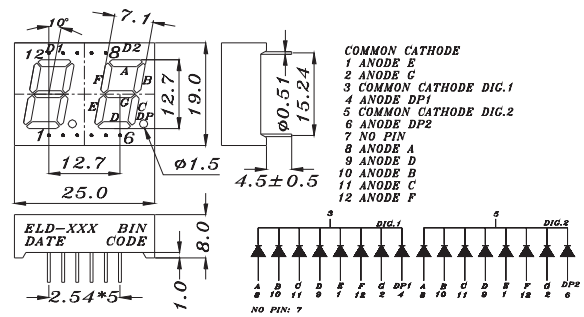
Product	Dimension (mm)		Color				CC/CA	I _v	
	Segment Height mm (inch)	Segment Width mm(inch)	Color	Wavelength (nm) / CIE	Resin Color	Face Color		I _v (mcd) min.	I _v (mcd) typ.
D512SURWB/S530-A3	14.22 (0.5")	8.13	● Brilliant Red	624	White	Black	CA	7.8	17.6
D512SYGWB/E2/S962	14.22 (0.5")	8.13	● Brilliant Yellow Green	573	White	Black	CA	2.8	6.4
D512SDRWB/S530-A3	14.22 (0.5")	8.13	● Deep Red	639	White	Black	CA	4.0	8.9

LED Digital Displays


LED Digital Displays | Chip On Board Display | Dual Digit Display



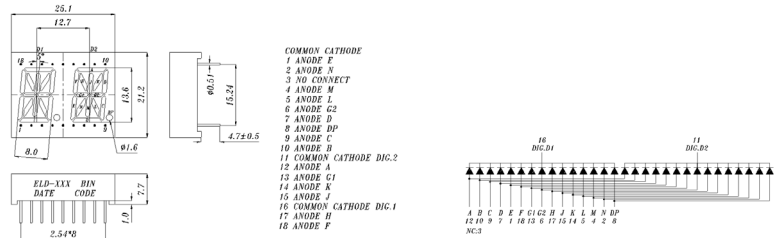
UNIT : mm



Product	Dimension (mm)		Color				CC/CA	I _v	
	Segment Height mm (inch)	Segment Width mm (inch)	Color	Wavelength (nm) / CIE	Resin Color	Face Color		I _v (mcd) min.	I _v (mcd) typ.
D515SURWA/S530-A3	12.7 (0.5")	7.1	● Brilliant Red	624	White	Gray	CC	7.8	15.0



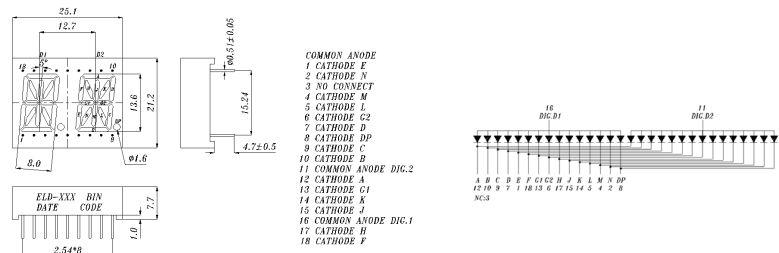
UNIT : mm



Product	Dimension (mm)		Color				CC/CA	I _v	
	Segment Height mm (inch)	Segment Width mm (inch)	Color	Wavelength (nm) / CIE	Resin Color	Face Color		I _v (mcd) min.	I _v (mcd) typ.
D525SURWA/S530-A3	13.6(0.5)	8	● Brilliant Red	624	White	Gray	CC	7.8	12.5
D525SYGWA/S530-E2	13.6(0.5)	8	● Brilliant Yellow Green	573	White	Gray	CC	2.8	4.5
D525USOWA/S530-A3	13.6(0.5)	8	● Reddish Orange	615	White	Gray	CC	5.6	12.5



UNIT : mm

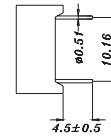
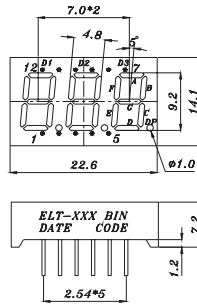


Product	Dimension (mm)		Color				CC/CA	I _v	
	Segment Height mm (inch)	Segment Width mm (inch)	Color	Wavelength (nm) / CIE	Resin Color	Face Color		I _v (mcd) min.	I _v (mcd) typ.
D526SURWA/S530-A3	13.6(0.5)	8	● Brilliant Red	624	White	Gray	CA	7.8	12.5
D526USOWA/S530-A4	13.6(0.5)	8	● Reddish Orange	615	White	Gray	CA	5.6	12.5

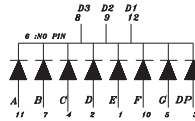
LED Digital Displays | Chip On Board Display | Three Digit Display



UNIT : mm



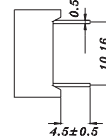
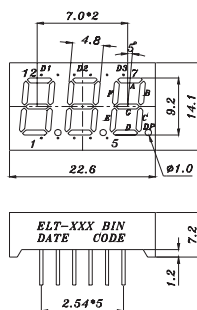
- COMMON CATHODE**
 1 ANODE E
 2 ANODE D
 3 ANODE DP
 4 ANODE C
 5 ANODE G
 6 NO PIN
 7 ANODE B
 8 COMMON CATHODE DIG.3
 9 COMMON CATHODE DIG.2
 10 ANODE F
 11 ANODE A
 12 COMMON CATHODE DIG.1



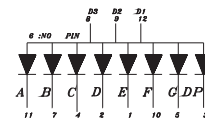
Product	Dimension (mm)		Color				CC/CA	I _v	
	Segment Height mm (inch)	Segment Width mm(inch)	Color	Wavelength (nm) / CIE	Resin Color	Face Color		I _v (mcd) min.	I _v (mcd) typ.
T315SYGWA/S530-E2	9.2 (0.3")	4.8	● Brilliant Yellow Green	573	White	Gray	CC	1.4	3.2
T315SURWA/S530-A3	9.2 (0.3")	4.8	● Brilliant Red	624	White	Gray	CC	5.6	12.5
T315UYOWA/S530-A3	9.2 (0.3")	4.8	● Orange	605	White	Gray	CC	4.0	8.9
T315UYWA/S530-A3	9.2 (0.3")	4.8	● Brilliant Yellow	589	White	Gray	CC	2.8	4.5
T315SDRWA/S530-A3	9.2 (0.3")	4.8	● Deep Red	639	White	Gray	CC	4.0	6.4



UNIT : mm



- COMMON ANODE**
 1. CATHODE E
 2. CATHODE D
 3. CATHODE DP
 4. CATHODE C
 5. CATHODE G
 6. NO PIN
 7. CATHODE B
 8. COMMON ANODE D3
 9. COMMON ANODE D2
 10. CATHODE F
 11. CATHODE A
 12. COMMON ANODE D1



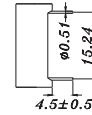
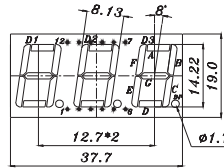
Product	Dimension (mm)		Color				CC/CA	I _v	
	Segment Height mm (inch)	Segment Width mm(inch)	Color	Wavelength (nm) / CIE	Resin Color	Face Color		I _v (mcd) min.	I _v (mcd) typ.
T316SURWA/S530-A3	9.2 (0.3)	4.8	● Brilliant Red	624	White	Gray	CA	5.6	8.9
T316SYGWA/S530-E2	9.2 (0.3)	4.8	● Brilliant Yellow Green	573	White	Gray	CA	1.4	3.2
T316SDRWA/S530-A3	9.2 (0.3)	4.8	● Deep-Red	639	White	Gray	CA	4.0	6.4

LED Digital Displays

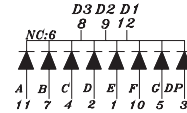
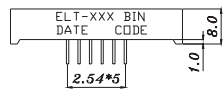
LED Digital Displays | Chip On Board Display | Three Digit Display



UNIT : mm



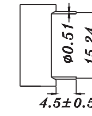
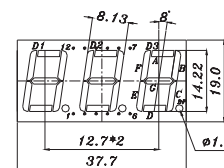
- COMMON CATHODE**
 1 ANODE E
 2 ANODE D
 3 ANODE DP
 4 ANODE C
 5 ANODE B
 6 NO CONNECT
 7 ANODE A
 8 COMMON CATHODE D3
 9 COMMON CATHODE D2
 10 ANODE F
 11 ANODE A
 12 COMMON CATHODE D1



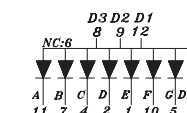
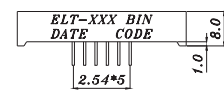
Product	Dimension (mm)		Color				CC/CA	I _v	
	Segment Height mm (inch)	Segment Width mm (inch)	Color	Wavelength (nm) / CIE	Resin Color	Face Color		I _v (mcd) min.	I _v (mcd) typ.
T511SURWA/S530-A3	14.22 (0.5")	8.13	● Brilliant Red	624	White	Gray	CC	7.8	17.6
T511SYGWA/S530-E2	14.22 (0.5")	8.13	● Brilliant Yellow Green	573	White	Gray	CC	2.8	4.5
T511SUGWB/S400-A4/S800	14.22 (0.5")	8.13	● Brilliant Green	525	White	Black	CC	30.0	67.0
T511UYOWA/S530-A3	14.22 (0.5")	8.13	● Orange	605	White	Gray	CC	5.6	12.5
T511SDRWA/S530-A3	14.22 (0.5")	8.13	● Deep Red	639	White	Gray	CC	5.6	12.5



UNIT : mm




- COMMON ANODE**
 1 CATHODE E
 2 CATHODE D
 3 CATHODE DP
 4 CATHODE C
 5 CATHODE B
 6 NO CONNECT
 7 CATHODE A
 8 COMMON ANODE D3
 9 COMMON ANODE D2
 10 CATHODE F
 11 CATHODE A
 12 COMMON ANODE D1

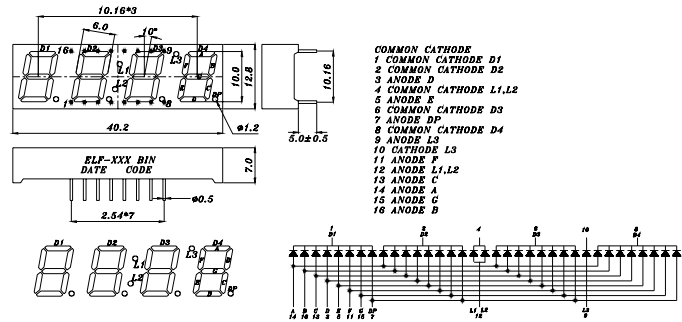


Product	Dimension (mm)		Color				CC/CA	I _v	
	Segment Height mm (inch)	Segment Width mm (inch)	Color	Wavelength (nm) / CIE	Resin Color	Face Color		I _v (mcd) min.	I _v (mcd) typ.
T512SYGWA/S530-E2	14.22 (0.5")	8.13	● Brilliant Yellow Green	573	White	Gray	CA	2.8	4.5
T512SURWA/S530-A3	14.22 (0.5")	8.13	● Brilliant Red	624	White	Gray	CA	7.8	17.6
T512UYOWA/S530-A3	14.22 (0.5")	8.13	● Orange	605	White	Gray	CA	5.6	12.5
T512USOWA/S530-A4	14.22 (0.5")	8.13	● Reddish Orange	615	White	Gray	CA	7.8	17.6
T512SUBWA/X9	14.22 (0.5")	8.13	● Blue	470	White	Gray	CA	11.0	24.0
T512SDRWB/A3	14.22 (0.5")	8.13	● Deep Red	639	White	Black	CA	5.6	12.5
T512SURWB/S530-A3	14.22 (0.5)	8.13	● Brilliant Red	624	White	Black	CA	7.8	17.6
T512SYGWB/S530-E2	14.22 (0.5)	8.13	● Brilliant Yellow Green	573	White	Black	CA	2.8	4.5


LED Digital Displays | Chip On Board Display | Four Digit Display



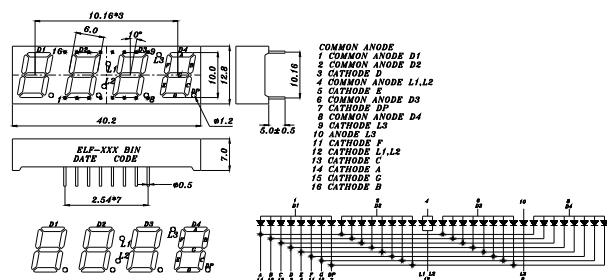
UNIT : mm



Product	Dimension (mm)		Color				CC/CA	I _v	
	Segment Height mm (inch)	Segment Width mm(inch)	Color	Wavelength (nm) / CIE	Resin Color	Face Color		I _v (mcd) min.	I _v (mcd) typ.
F415SURWA/S530-A3	10(0.4)	6	● Brilliant Red	624	White	Gray	CC	5.6	8.9
F415SURWB/S530-A3	10 (0.4)	6	● Brilliant Red	625	White	Black	CC	5.0	8.9
F415UYOWB/S530-A3/S715	10 (0.4")	6	● Orange	605	White	Black	CC	7.8	17.6




UNIT : mm



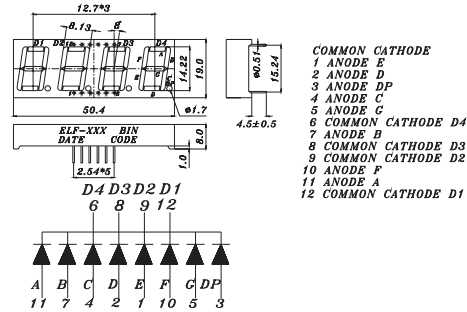
Product	Dimension (mm)		Color				CC/CA	I _v	
	Segment Height mm (inch)	Segment Width mm(inch)	Color	Wavelength (nm) / CIE	Resin Color	Face Color		I _v (mcd) min.	I _v (mcd) typ.
F416SYGWA/S530-E3	10 (0.4")	6	● Brilliant Yellow Green	573	White	Gray	CA	4.0	8.9
F416SURWB/S530-A3	10 (0.4")	6	● Brilliant Red	624	White	Black	CA	5.6	8.9
F416USRWA/S530-A3	10 (0.4")	6	● Dark Red	631	White	Gray	CA	5.6	8.9
F416UYWB/S530-A3/P53	10 (0.4")	6	● Brilliant Yellow	589	White	Black	CA	5.6	12.5
F416SURWA/S530-A3	10 (0.4)	6	● Brilliant Red	624	White	Gray	CA	5.6	12.5

LED Digital Displays


LED Digital Displays | Chip On Board Display | Four Digit Display



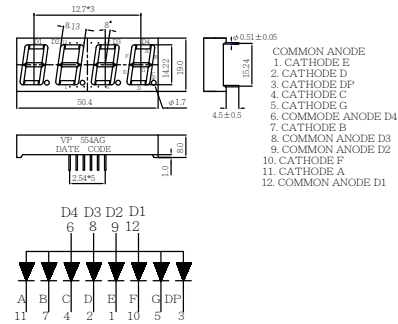
UNIT : mm



Product	Dimension (mm)		Color				CC/CA	I _v	
	Segment Height mm (inch)	Segment Width mm(inch)	Color	Wavelength (nm) / CIE	Resin Color	Face Color		I _v (mcd) min.	I _v (mcd) typ.
F511SURWA/S530-A3	14.22 (0.5")	8.13	● Brilliant Red	624	White	Gray	CC	7.8	15.0
F511SYGWA/S530-E2	14.22 (0.5")	8.13	● Brilliant Yellow Green	573	White	Gray	CC	2.8	6.4
F511SDRWB/S530-A3	14.22 (0.5")	8.13	● Deep Red	639	White	Black	CC	5.6	12.5
F511SURWB/S530-A3	14.22 (0.5")	8.13	● Brilliant Red	624	White	Black	CC	11	24




UNIT : mm

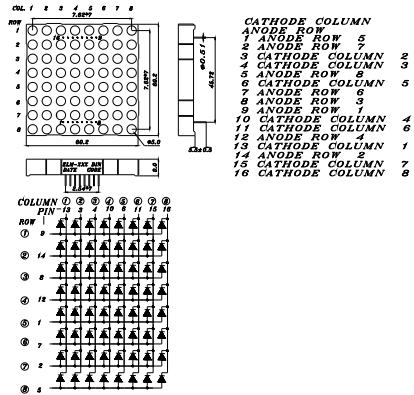


Product	Dimension (mm)		Color				CC/CA	I _v	
	Segment Height mm (inch)	Segment Width mm(inch)	Color	Wavelength (nm) / CIE	Resin Color	Face Color		I _v (mcd) min.	I _v (mcd) typ.
F512SURWA/S530-A3	14.22 (0.5")	8.13	● Brilliant Red	624	White	Gray	CA	7.8	15.0
F512SYGWA/S530-E2	14.22 (0.5")	8.13	● Brilliant Yellow Green	573	White	Gray	CA	2.8	6.4
F512SDRWB/S530-A3	14.22 (0.5")	8.13	● Deep Red	639	White	Black	CA	5.6	12.5
F512SUBWB/X9/S800	14.22 (0.5")	8.13	● Blue	470	White	Black	CA	7.8	17.6

LED Digital Displays | Chip On Board Display | Dot Matrix Display



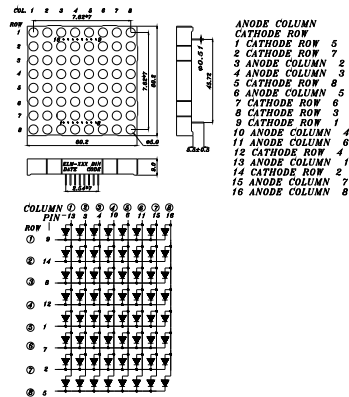
UNIT : mm



Product	Size (LxWmm)	Color				CC/CA	I _v	
		Color	Wavelength (nm) / CIE	Resin Color	Face Color		I _v (mcd) min.	I _v (mcd) typ.
M2881SURWA/S530-A3	60.2x60.2	● Brilliant Red	624	White	Gray	CC	7.8	21.0
M2881SYGWA/S530-E2	60.2x60.2	● Brilliant Yellow Green	573	White	Gray	CC	7.8	17.6
M2881UYWA/S530-A3	60.2x60.2	● Brilliant Yellow	589	White	Gray	CC	11.0	17.6




UNIT : mm



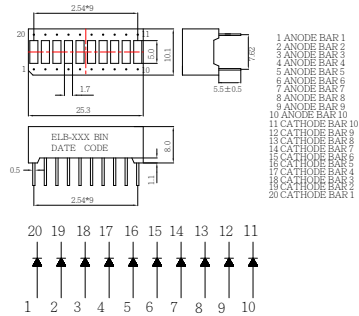
Product	Size (LxWmm)	Color				CC/CA	I _v	
		Color	Wavelength (nm) / CIE	Resin Color	Face Color		I _v (mcd) min.	I _v (mcd) typ.
M2882SYGWA/S530-E2	60.2x60.2	● Brilliant Yellow Green	573	White	Gray	CA	7.8	17.6

LED Digital Displays


LED Digital Displays | Chip On Board Display | Light Bar Display



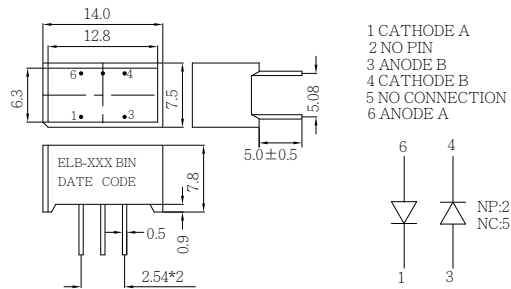
UNIT : mm



Product	Size (LxWmm)	Color				CC/CA	I _v	
		Color	Wavelength (nm) / CIE	Resin Color	Face Color		I _v (mcd) min.	I _v (mcd) typ.
B1001SDRWB/S530-A3	25.3x10.1	● Deep Red	639	White	Black	CC	4.0	8.9
B1001SURWB/S530-A3	25.3x10.1	● Brilliant Red	624	White	Black	CC	5.6	12.5
B1001USOWA/S530-A4	25.3x10.1	● Reddish Orange	615	White	Gray	CC	7.8	17.6
B1001SYGWA/S530-E2	25.3x10.1	● Brilliant Yellow Green	573	White	Gray	CC	2.8	4.5
B1001UBWA/C470	25.3x10.1	● Blue	470	White	Gray	CC	4.0	8.9
B1001UYWA/S530-A3	25.3x10.1	● Super Yellow	589	White	Gray	CC	7.8	12.5




UNIT : mm

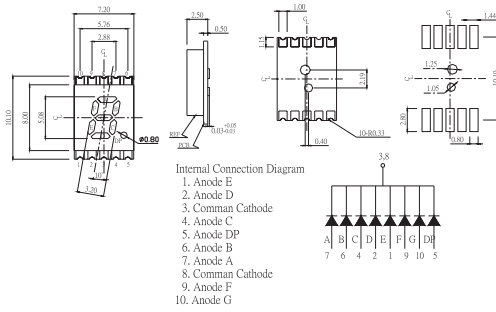


Product	Size (LxWmm)	Color				CC/CA	I _v	
		Color	Wavelength (nm) / CIE	Resin Color	Face Color		I _v (mcd) min.	I _v (mcd) typ.
B1010SURD/S530-A3	14.0x7.5	● Brilliant Red	624	Red	White	CA	11.0	24.0
B1010SYGD/S530-E2	14.0x7.5	● Brilliant Yellow Green	573	Green	White	CA	2.8	6.4
B1010UYD/S530-A3	14.0x7.5	● Brilliant Yellow	589	Yellow	White	CA	15.0	34.0


LED Digital Displays | SMD Display | Single Digit Display



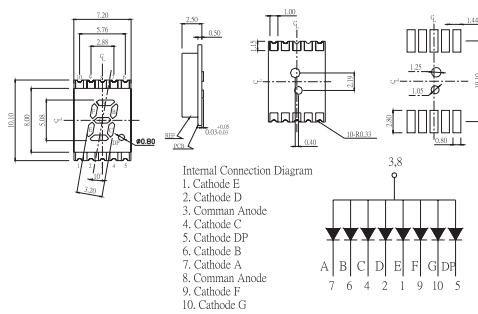
UNIT : mm



Product	Dimension (mm)		Color				CC/CA	I _v	
	Segment Height mm (inch)	Segment Width mm(inch)	Color	Wavelength (nm) / CIE	Resin Color	Face Color		I _v (mcd) min.	I _v (mcd) typ.
SS205SURWA/S530-A3/S290	5.08 (0.2")	3.2	● Brilliant Red	624	White	Gray	CC	5.6	12.5
SS205UYOWA/S530-A3/S290	5.08 (0.2")	3.2	● Brilliant Orange	605	White	Gray	CC	7.8	17.6
SS205UYWA/S530-A3/S290	5.08 (0.2")	3.2	● Brilliant Yellow	589	White	Gray	CC	7.8	17.6
SS205SYGWA/S530-E2/S290	5.08 (0.2")	3.2	● Brilliant Yellow Green	573	White	Gray	CC	4.0	8.9
SS205SUBWA/S400-A3/S669	5.08 (0.2")	3.2	● Blue	470	White	Gray	CC	7.8	17.6




UNIT : mm



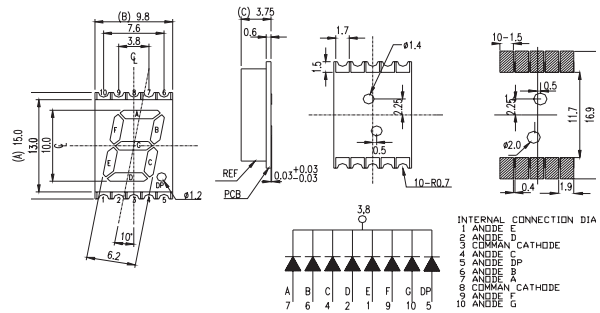
Product	Dimension (mm)		Color				CC/CA	I _v	
	Segment Height mm (inch)	Segment Width mm(inch)	Color	Wavelength (nm) / CIE	Resin Color	Face Color		I _v (mcd) min.	I _v (mcd) typ.
SS206SURWA/S530-A3/S290	5.08 (0.2")	3.2	● Brilliant Red	624	White	Gray	CA	5.6	12.5
SS206SYGWA/S530-E2/S290	5.08 (0.2")	3.2	● Brilliant Yellow Green	573	White	Gray	CA	4.0	8.9
SS206USRWA/S530-A3/S290	5.08 (0.2")	3.2	● Dark Red	631	White	Gray	CA	4.0	8.9

LED Digital Displays


LED Digital Displays | SMD Display | Single Digit Display



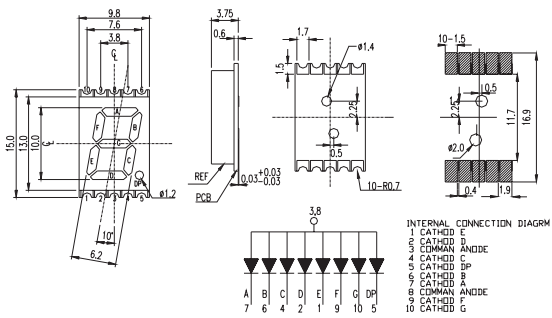
UNIT : mm



Product	Dimension (mm)		Color				CC/CA	I _v	
	Segment Height mm (inch)	Segment Width mm(inch)	Color	Wavelength (nm) / CIE	Resin Color	Face Color		I _v (mcd) min.	I _v (mcd) typ.
SS405SURWA/S530-A3/S290	10 (0.4")	6.2	● Brilliant Red	624	White	Gray	CC	7.8	17.6
SS405SYGWA/S530-E2	10 (0.4")	6.2	● Brilliant Yellow Green	573	White	Gray	CC	5.6	12.5




UNIT : mm

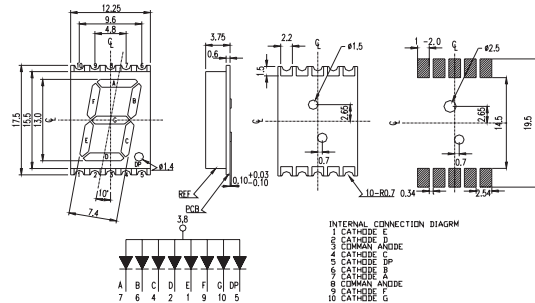


Product	Dimension (mm)		Color				CC/CA	I _v	
	Segment Height mm (inch)	Segment Width mm(inch)	Color	Wavelength (nm) / CIE	Resin Color	Face Color		I _v (mcd) min.	I _v (mcd) typ.
SS406SURWA/S530-A3/S290	10 (0.4")	6.2	● Brilliant Red	624	White	Gray	CA	7.8	17.6
SS406SYGWA/S530-E2	10 (0.4")	6.2	● Brilliant Yellow Green	573	White	Gray	CA	5.6	12.5
SS406UBWA/C470/S290	10 (0.4")	6.2	● Blue	470	White	Gray	CA	15.0	40.5
SS406USRWA/S530-A3/S290	10 (0.4")	6.2	● Dark Red	631	White	Gray	CA	5.6	12.5
SS406UWWA/S290	10 (0.4")	6.2	○ Pure White	X=0.270/0.310 Y=0.222/0.343	White	Gray	CA	30.0	67.0
SS406UYWA/S530-A4/S290	10 (0.4")	6.2	● Brilliant Yellow	589	White	Gray	CA	15.0	34.0


LED Digital Displays | SMD Display | Single Digit Display



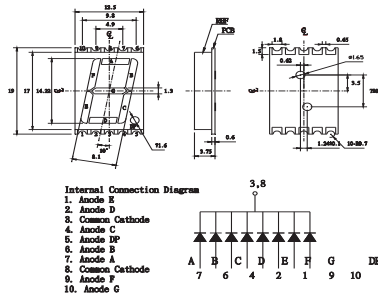
UNIT : mm




Product	Dimension (mm)		Color				CC/CA	I _v	
	Segment Height mm (inch)	Segment Width mm(inch)	Color	Wavelength (nm) / CIE	Resin Color	Face Color		I _v (mcd) min.	I _v (mcd) typ.
SS506SYGWA/S530-E2	13.0(0.5)	7.4	● Brilliant Yellow Green	573	White	Gray	CA	5.6	9.1
SS506SURWA/S530-A4/S290	13.0(0.5)	7.4	● Brilliant Red	624	White	Gray	CA	7.8	15.0
SS506UTWA/T5/S290	13.0(0.5)	7.4	○ Pure White	X=0.270/0.310 Y=0.222/0.343	White	Gray	CA	30.0	86.9



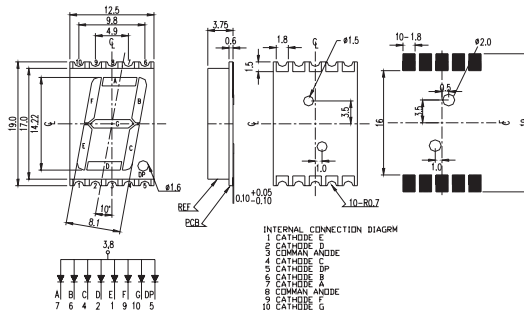
UNIT : mm



Product	Dimension (mm)		Color				CC/CA	I _v	
	Segment Height mm (inch)	Segment Width mm(inch)	Color	Wavelength (nm) / CIE	Resin Color	Face Color		I _v (mcd) min.	I _v (mcd) typ.
SS511SURWA/S530-A3/S290	14.22 (0.5")	8.1	● Hyper Red	624	White	Gray	CC	15.0	34
SS511SYGWA/S530-E2/S290	14.22 (0.5")	8.1	● Brilliant Yellow Green	573	White	Gray	CC	4.0	8.9
SS511UBWA/C470	14.22 (0.5")	8.1	● Blue	470	White	Gray	CC	11.0	24.0




UNIT : mm



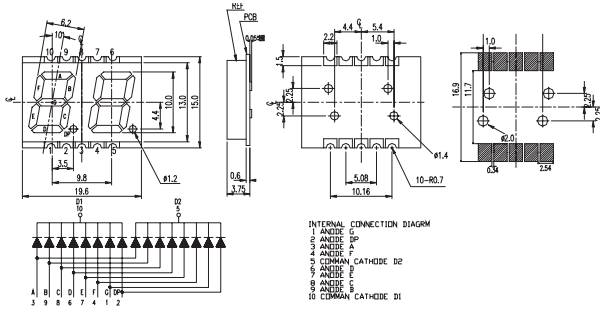
Product	Dimension (mm)		Color				CC/CA	I _v	
	Segment Height mm (inch)	Segment Width mm(inch)	Color	Wavelength (nm) / CIE	Resin Color	Face Color		I _v (mcd) min.	I _v (mcd) typ.
SS512SURWA/S530-A3/S290	14.22 (0.5")	8.1	● Brilliant Red	624	White	Gray	CA	11.0	24
SS512SYGWA/S530-E2	14.22 (0.5")	8.1	● Brilliant Yellow Green	573	White	Gray	CA	4.0	8.9

LED Digital Displays


LED Digital Displays | SMD Display | Dual Digit Display



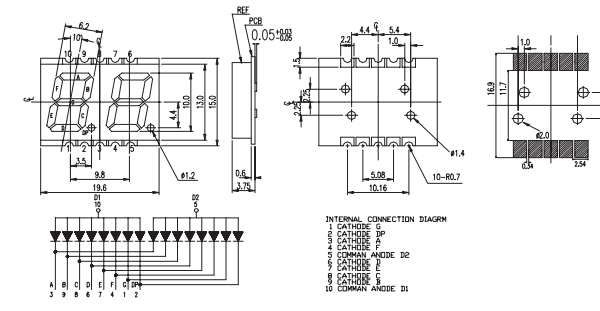
UNIT : mm




Product	Dimension (mm)		Color				CC/CA	I _v	
	Segment Height mm (inch)	Segment Width mm (inch)	Color	Wavelength (nm) / CIE	Resin Color	Face Color		I _v (mcd) min.	I _v (mcd) typ.
SD405SURWA/S530-A3/S290	10 (0.4")	6.2	● Brilliant Red	624	White	Gray	CC	7.8	17.6
SD405SYGWA/S530-E2	10 (0.4")	6.2	● Brilliant Yellow Green	573	White	Gray	CC	5.6	12.5
SD405SDRWB/S530-A3/S968	10 (0.4")	6.2	● Deep Red	639	White	Black	CC	7.8	17.6



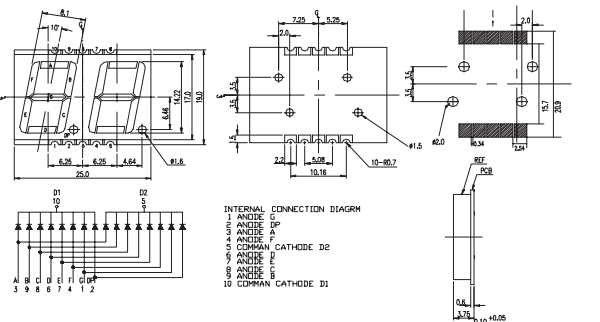
UNIT : mm



Product	Dimension (mm)		Color				CC/CA	I _v	
	Segment Height mm (inch)	Segment Width mm (inch)	Color	Wavelength (nm) / CIE	Resin Color	Face Color		I _v (mcd) min.	I _v (mcd) typ.
SD406SURWA/S530-A4/S290	10 (0.4")	6.2	● Brilliant Red	624	White	Gray	CA	7.8	17.6
SD406SYGWA/S530-E2/S290	10 (0.4")	6.2	● Brilliant Yellow Green	573	White	Gray	CA	5.6	12.5
SD406UWWA/S290	10 (0.4")	6.2	○ Pure White	X=0.270/0.310 Y=0.222/0.343	White	Gray	CA	30.0	67.0



UNIT : mm

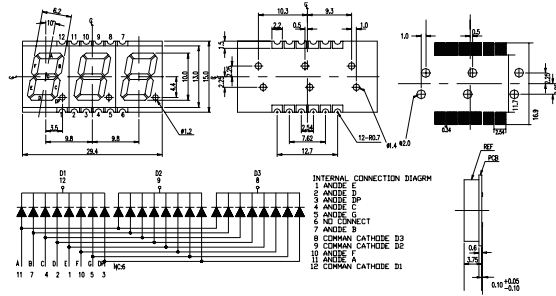


Product	Dimension (mm)		Color				CC/CA	I _v	
	Segment Height mm (inch)	Segment Width mm (inch)	Color	Wavelength (nm) / CIE	Resin Color	Face Color		I _v (mcd) min.	I _v (mcd) typ.
SD511SYGWA/S530-E2/S290	14.22 (0.5")	8.1	● Brilliant Yellow Green	573	White	Gray	CC	5.6	12.5

LED Digital Displays | SMD Display | Three Digit Display



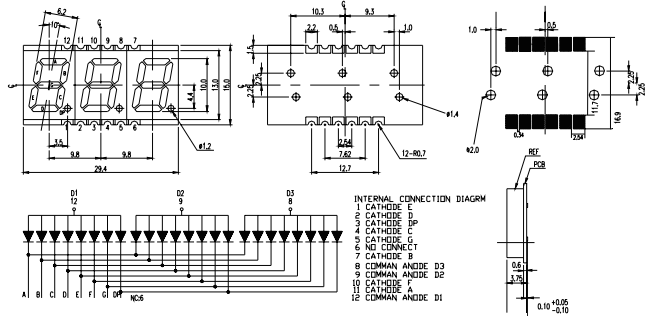
UNIT : mm




Product	Dimension (mm)		Color				CC/CA	I _v	
	Segment Height mm (inch)	Segment Width mm(inch)	Color	Wavelength (nm) / CIE	Resin Color	Face Color		I _v (mcd) min.	I _v (mcd) typ.
ST405SYGWA/S530-E2	10 (0.4")	6.2	● Brilliant Yellow Green	573	White	Gray	CC	4.0	8.9
ST405UYOWA/S530-A3/S290	10 (0.4")	6.2	● Brilliant Orange	605	White	Gray	CC	18.0	34.0
ST405SUGWA/S530-A4/S290	10 (0.4")	6.2	● Brilliant Green	525	White	Gray	CC	21.0	48.0



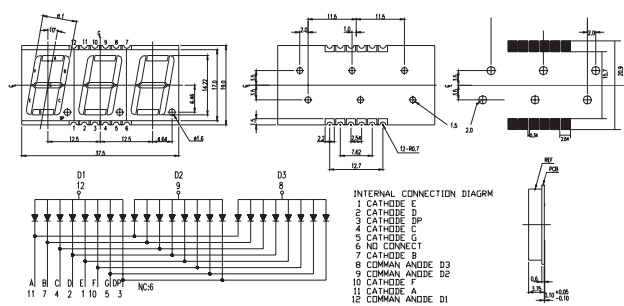
UNIT : mm



Product	Dimension (mm)		Color				CC/CA	I _v	
	Segment Height mm (inch)	Segment Width mm(inch)	Color	Wavelength (nm) / CIE	Resin Color	Face Color		I _v (mcd) min.	I _v (mcd) typ.
ST406SURWA/S530-A3/S290	10 (0.4")	6.2	● Brilliant Red	624	White	Gray	CA	7.8	17.6
ST406SYGWA/S530-E2	10 (0.4")	6.2	● Brilliant Yellow Green	573	White	Gray	CA	4.0	8.9




UNIT : mm

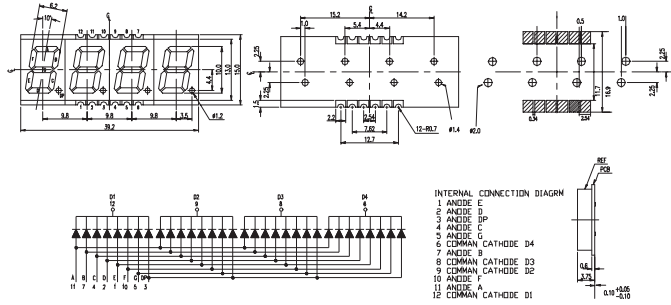


Product	Dimension (mm)		Color				CC/CA	I _v	
	Segment Height mm (inch)	Segment Width mm(inch)	Color	Wavelength (nm) / CIE	Resin Color	Face Color		I _v (mcd) min.	I _v (mcd) typ.
ST512SURWA/S530-A3/S290	14.22(0.5")	8.1	● Brilliant Red	624	White	Gray	CA	7.8	17.6
ST512SYGWA/S530-E2/S290	14.22(0.5")	8.1	● Brilliant Yellow Green	573	White	Gray	CA	7.8	17.6
ST512UBWA/C470/S290	14.22 (0.5")	8.1	● Blue	470	White	Gray	CA	15.0	37.2

LED Digital Displays | SMD Display | Four Digit Display



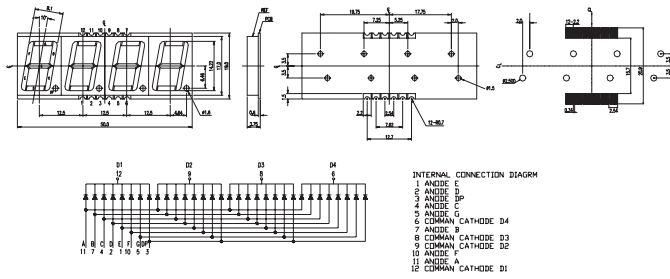
UNIT : mm



Product	Dimension (mm)		Color				CC/CA	I _V	
	Segment Height mm (inch)	Segment Width mm (inch)	Color	Wavelength (nm) / CIE	Resin Color	Face Color		I _V (mcd) min.	I _V (mcd) typ.
SF405SURWA/S530-A3/S290	10 (0.4")	6.2	● Brilliant Red	624	White	Gray	CC	7.8	17.6
SF405UYOWA/A3/S290	10 (0.4")	6.2	● Brilliant Orange	605	White	Gray	CC	11.0	24.0



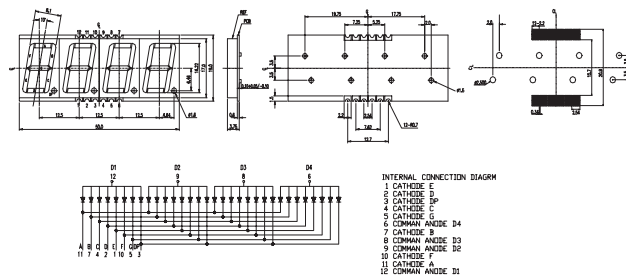
UNIT : mm



Product	Dimension (mm)		Color				CC/CA	I _V	
	Segment Height mm (inch)	Segment Width mm (inch)	Color	Wavelength (nm) / CIE	Resin Color	Face Color		I _V (mcd) min.	I _V (mcd) typ.
SF511SURWA/S530-A3/S290	14.22 (0.5")	8.1	● Brilliant Red	624	White	Gray	CC	11.0	24
SF511SYGWA/S530-E2/S796	14.22 (0.5")	8.1	● Brilliant Yellow Green	568.5~574.5	White	Gray	CC	4.0	8.9



UNIT : mm

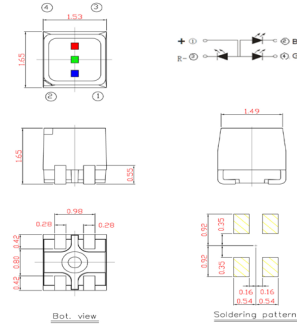


Product	Dimension (mm)		Color				CC/CA	I _V	
	Segment Height mm (inch)	Segment Width mm (inch)	Color	Wavelength (nm) / CIE	Resin Color	Face Color		I _V (mcd) min.	I _V (mcd) typ.
SF512SYGWA/S530-E2/S290	14.22 (0.5")	8.1	● Brilliant Yellow Green	573	White	Gray	CA	4.0	8.9
SF512SURWA/S530-A3/S290	14.22 (0.5")	8.1	● Brilliant Red	624	White	Gray	CA	11	24

Signage LED | Surface Mount PLCC LED (Reflector) | Top View PLCC4



UNIT : mm

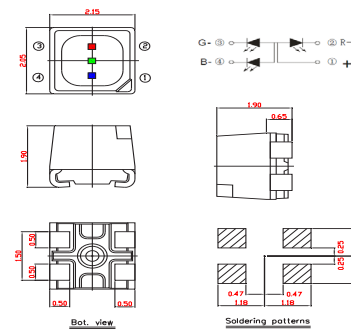


Product	Size (LxWxHmm)	Color		I _V		V _F		IF(mA)	View Angle(°)
		Color	Wavelength nm / CIE	I _V (mcd) min.	I _V (mcd) max.	V _F (V) min.	V _F (V) max.		
HNB1515W-OS01	1.65 x 1.5 x 1.65	● Red	615~625	340	585	1.8	2.5	15	110
		● Green	515~525	550	940	2.5	3.3	8	110
		● Blue	460~475	70	130	2.5	3.3	5	110

• Product Availability : Please visit EVERLIGHT website for more updated information (www.everlight.com) or contact EVERLIGHT sales for regional options.



UNIT : mm

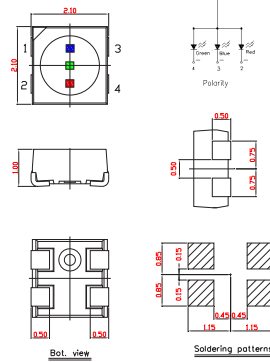


Product	Size (LxWxHmm)	Color		I _V		V _F		IF(mA)	View Angle(°)
		Color	Wavelength nm / CIE	I _V (mcd) min.	I _V (mcd) max.	V _F (V) min.	V _F (V) max.		
HNB1921W-OS03	2.15 x 2.05 x 1.9	● Red	618~628	400	676	1.8	2.6	15	110
		● Green	515~535	692	1170	2.5	3.3	8	110
		● Blue	462~477	83	140	2.5	3.3	5	110

Signage LED | Surface Mount PLCC LED (Reflector) | Top View PLCC4



UNIT : mm

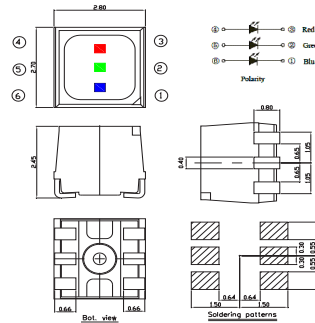


Product	Size (LxWxHmm)	Color		I _V		V _F		IF(mA)
		Color	Wavelength nm / CIE	I _V (mcd) min.	I _V (mcd) max.	V _F (V) min.	V _F (V) max.	
HNA2121W-IS01	2.1x2.1x1.0	● Red	615~630	185	408	1.8	2.5	15
		● Green	517~535	255	562	2.5	3.2	8
		● Blue	465~480	35	76	2.5	3.2	5

Signage LED | Surface Mount PLCC LED (Reflector) | Top View PLCC6




UNIT : mm

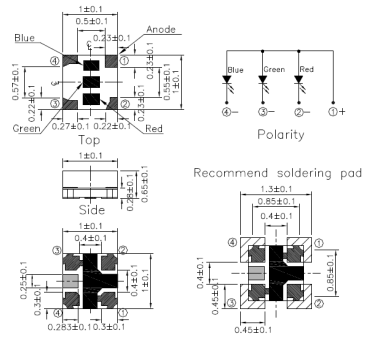


Product	Size (LxWxHmm)	Color		I _V		V _F		IF(mA)	View Angle(°)
		Color	Wavelength nm / CIE	I _V (mcd) min.	I _V (mcd) max.	V _F (V) min.	V _F (V) max.		
HNB2727W-OS01-FM00	2.84 x 2.74 x 2.45	● Brilliant Red	615~630	300	800	1.8	2.5	15	110
		● Brilliant Green	515~540	450	1300	2.5	2.8	8	110
		● Blue	455~480	60	190	2.5	3.2	5	110

Signage LED | Surface Mount PLCC LED (Reflector) | Top View Full Color



UNIT : mm



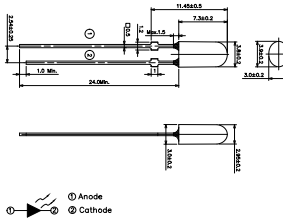
Product	Size (LxWxHmm)	Color		I _V			V _F			IF(mA)
		Color	Wavelength nm / CIE	I _V (mcd) min.	I _V (mcd) typ.	I _V (mcd) max.	V _F (V) min.	V _F (V) typ.	V _F (V) max.	
18-038BT/BDGAR6S1-FM03/38T	1.0x1.0x0.65	● Red	615-630	10	-	30	1.6	-	2.4	5
	1.0x1.0x0.65	● Green	520-545	20	-	50	2.2	-	3.4	2
	1.0x1.0x0.65	● Blue	460-480	2.8	-	10	2.2	-	3.4	2
18-038FBT/BDGAR6S1-FM03/38T	1.0x1.0x0.65	● Red	618~623	29	-	73	2.0	-	2.4	5
	1.0x1.0x0.65	● Green	519~534	26	-	63	2.4	-	2.8	2
	1.0x1.0x0.65	● Blue	464~479	5	-	13	2.6	-	3.0	2
18-038FABT/BDGAR6S1-FM04/38T	1.0x1.0x0.65	● Red	615~625	20	-	60	1.9	-	2.4	5
	1.0x1.0x0.65	● Green	520~540	20	-	60	2.4	-	2.8	2
	1.0x1.0x0.65	● Blue	460~480	4	-	12	2.6	-	3.0	2

Signage LED | 3mm Oval Type

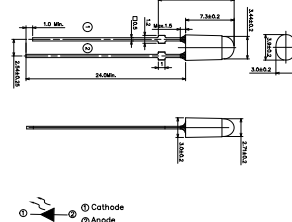


UNIT : mm

3474BAGR
3474BABR



3474BARR

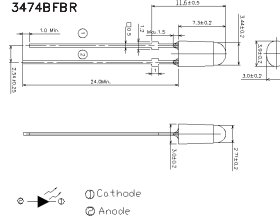


Product	Dimension (mm)	Color		I _V			V _F			IF (mA)	Viewing Angle(°)
		Color	Wavelength nm / CIE	I _V (mcd) min.	I _V (mcd) typ.	I _V (mcd) max.	V _F (V) min.	V _F (V) typ.	V _F (V) max.		
3474BARR/MS	3.9x3x7.3	Red	619~629	715	-	1573	1.6	-	2.6	15	X:110 Y: 60
3474BAGR/MS	3.9x3x7.3	Green	520~535	1230	-	3515	2.4	-	3.4	10	X:110 Y: 60
3474BABR/MS	3.9x3x7.3	Blue	460~475	240	-	685	2.4	-	3.4	10	X:110 Y: 60

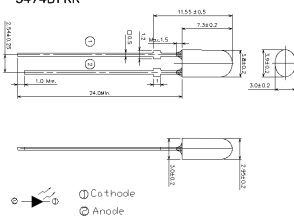


UNIT : mm

3474BFRG
3474BFBR



3474BFRR



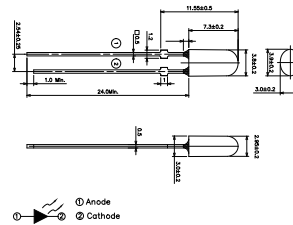
Product	Dimension (mm)	Color		I _V			V _F			IF (mA)	Viewing Angle(°)
		Color	Wavelength nm / CIE	I _V (mcd) min.	I _V (mcd) typ.	I _V (mcd) max.	V _F (V) min.	V _F (V) typ.	V _F (V) max.		
3474BFRR/MS	3.9x3x7.3	Red	619~629	1205	1605	2490	1.6	-	2.6	20	X:110 Y: 60
3474BFRG/MS	3.9x3x7.3	Green	520~535	2781	4635	5760	2.4	-	3.6	20	X:110 Y: 60
3474BFBR/MS	3.9x3x7.3	Blue	460~475	550	800	1130	2.4	-	3.6	20	X:110 Y: 60

Signage LED | 3mm Oval Type

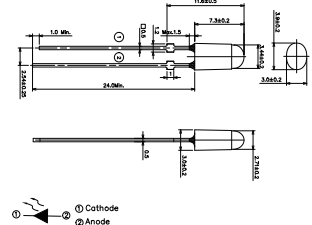


UNIT : mm

3474BKGR
3474BKBR



3474BKRR



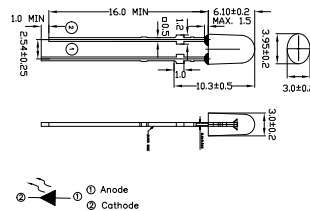
Product	Dimension (mm)	Color		I _V			V _F			IF (mA)	Viewing Angle(°)
		Color	Wavelength nm / CIE	I _V (mcd) min.	I _V (mcd) typ.	I _V (mcd) max.	V _F (V) min.	V _F (V) typ.	V _F (V) max.		
3474BKRR/MS	3.9x3x7.3	● Red	619~629	1205	1605	2490	1.6	-	2.6	20	X:110 Y: 60
3474BKGR/MS	3.9x3x7.3	● Green	520~535	2781	4635	5760	2.4	-	3.4	20	X:110 Y: 60
3474BKBR/MS	3.9x3x7.3	● Blue	460~472	550	800	1130	2.4	-	3.4	20	X:110 Y: 60

• Product Availability : Please visit EVERLIGHT website for more updated information (www.everlight.com) or contact EVERLIGHT sales for regional options.

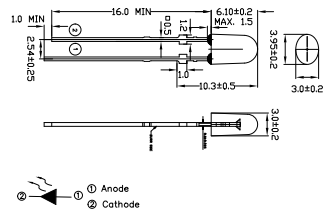


UNIT : mm

3474DKGR
3474DKBR



3474DKRR



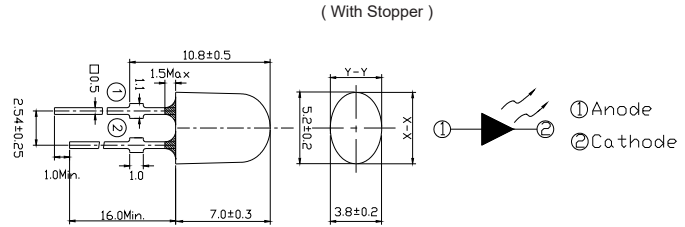
Product	Dimension (mm)	Color		I _V			V _F			IF (mA)	Viewing Angle(°)
		Color	Wavelength nm / CIE	I _V (mcd) min.	I _V (mcd) typ.	I _V (mcd) max.	V _F (V) min.	V _F (V) typ.	V _F (V) max.		
3474DKRR/MS	3.95x3x6.1	● Red	619~629	1976	2800	4600	1.6	-	2.6	20	X:90Y:45
3474DKGR/MS	3.95x3x6.1	● Green	520~535	5020	6480	12000	2.4	-	3.4	20	X:90Y:45
3474DKBR/MS	3.95x3x6.1	● Blue	460~475	934	1140	2130	2.4	-	3.4	20	X:90Y:45

• Product Availability : Please visit EVERLIGHT website for more updated information (www.everlight.com) or contact EVERLIGHT sales for regional options.

Signage LED | 5mm Oval Type




UNIT : mm

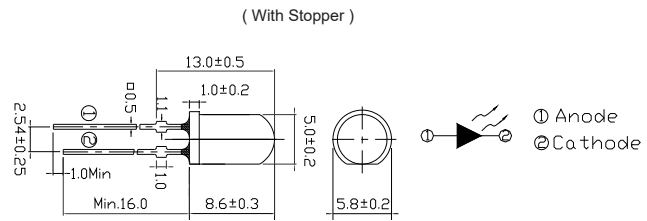


Product	Dimension (mm)	Color		I _V			V _F			IF (mA)	Viewing Angle(°)
		Color	Wavelength nm / CIE	I _V (mcd) min.	I _V (mcd) typ.	I _V (mcd) max.	V _F (V) min.	V _F (V) typ.	V _F (V) max.		
5484BN/R7DC-AHJB/P/MS	5.2x3.8x7	● Red	619~628	1220	-	2040	1.8	-	2.4	20	X:110 Y: 40
5484BN/GADC-AMNA/P/MS	5.2x3.8x7	● Green	525~535	2880	-	2970	2.8	-	3.6	20	X:110 Y: 40
5484BN/BADC-AGJA/P/MS	5.2x3.8x7	● Blue	465~475	720	-	1450	2.8	-	3.6	20	X:110 Y: 40

Signage LED | 5mm Round Type




UNIT : mm

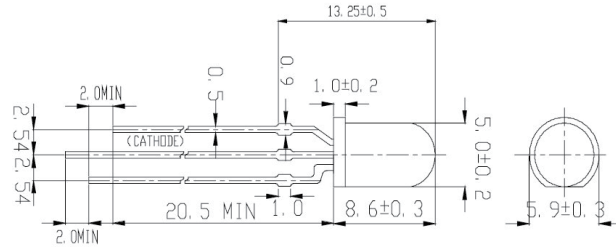


Product	Dimension (mm)	Color		I _V			V _F			IF (mA)	Viewing Angle(°)
		Color	Wavelength nm / CIE	I _V (mcd) min.	I _V (mcd) typ.	I _V (mcd) max.	V _F (V) min.	V _F (V) typ.	V _F (V) max.		
333/Y5C1-ATWB/MS	5.8 x 5 x 8.6	● Yellow	586~594	7150	-	18000	1.8	2	2.6	20	15
333/G1C1-AVYA/MS	5.8 x 5 x 8.6	● Green	525~535	18000	28500	45000	2.8	3.2	3.6	20	15
333/B1C1-ARUA/MS	5.8 x 5 x 8.6	● Blue	465~470	4500	7150	11250	2.8	3.2	3.6	20	15


Signage LED | 5mm Round Type



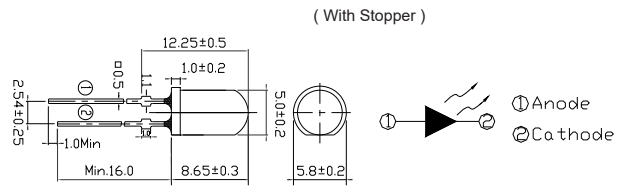
UNIT : mm



Product	Dimension (mm)	Color		I _v			V _F			IF (mA)	Viewing Angle(°)
		Color	Wavelength nm / CIE	I _v (mcd) min.	I _v (mcd) typ.	I _v (mcd) max.	V _F (V) min.	V _F (V) typ.	V _F (V) max.		
339-9SUGSURSUBW/S1182/MS	5	● Brilliant Red	620~628	1800	-	4500	1.6	2.0	2.4	20	65
	5	● Brilliant Green	525~535	1800	-	4500	2.8	3.2	3.6	20	65
	5	● Blue	465~475	1800	-	4500	2.8	3.2	3.6	20	65



UNIT : mm

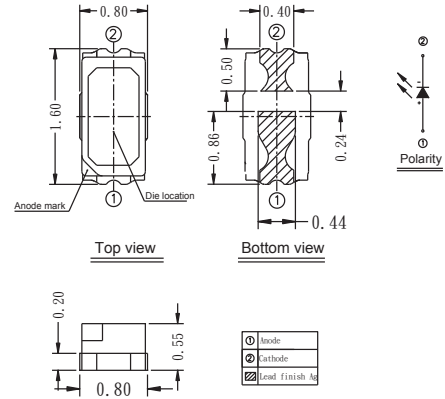


Product	Dimension (mm)	Color		I _v			V _F			IF (mA)	Viewing Angle(°)
		Color	Wavelength nm / CIE	I _v (mcd) min.	I _v (mcd) typ.	I _v (mcd) max.	V _F (V) min.	V _F (V) typ.	V _F (V) max.		
7383/R7C3-ARUB/MS	5.8 x 5 x 8.65	● Red	619~628	4500	7150	11250	1.8	2.0	2.6	20	30
7383/Y7C3-ARUB/MS	5.8 x 5 x 8.65	● Yellow	586~594	4500	7150	11250	1.8	2.0	2.6	20	30
7383/G1C3-ATVA/MS	5.8 x 5 x 8.65	● Green	525~535	7150	9000	14250	2.8	-	3.6	20	30
7383/BAC3-ANQA/MS	5.8 x 5 x 8.65	● Blue	465~475	2250	2850	4500	2.8	-	3.6	20	30
7383/V7C3-ARTA/MS	5.8 x 5 x 8.65	● Bluish Green	498~513	4500	6300	9000	2.8	-	3.6	20	30
7343/R5C2-ASUB/MS	5.8 x 5 x 8.65	● Red	620~628	5650	7150	11250	1.8	2	2.6	20	23
7343/Y5C2-ASVB/MS	5.8 x 5 x 8.65	● Yellow	586~594	5650	9000	14250	1.8	2.2	2.6	20	23
7344/V7C2-ASVA/MS	5.8 x 5 x 8.65	● Bluish Green	498~513	5650	-	14250	2.8	3.2	3.6	20	23
7343/B1C2-APSA/MS	5.8 x 5 x 8.65	● Green	465~475	5650	-	14250	2.8	3.2	3.6	20	23

Automotive LED | Interior Lighting



UNIT : mm

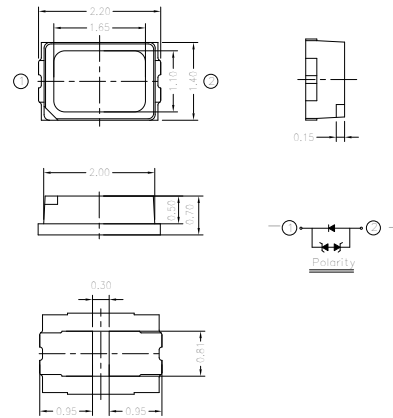


EL 1608

Product	Chip quantity	Dimension (mm)	Color	Chromaticity Coordinate Typ(x,y)	Wavelength (nm)	Brightness (mcd)	Forward Voltage (V)	Driving current (mA)
1608-C70100M-AM	1	1.6x0.8x0.55	○ White	0.288,0.27	-	970	2.85	10
1608-UY0100M-AM	1	1.6x0.8x0.55	● Yellow	-	588	370	2.1	10
1608-UR0100M-AM	1	1.6x0.8x0.55	● Red	-	617	350	2.1	10
1608-SR0100M-AM	1	1.6x0.8x0.55	● Super Red	-	630	210	2.1	10
1608-UB0100M-AM	1	1.6x0.8x0.55	● Ice Blue	-	462	610	2.9	10
1608-UG0100M-AM	1	1.6x0.8x0.55	● Green	-	525	700	2.65	10
1608-IB0100M-AM	1	1.6x0.8x0.55	● Ice Blue	0.20,0.25	-	650	3.0	10



UNIT : mm



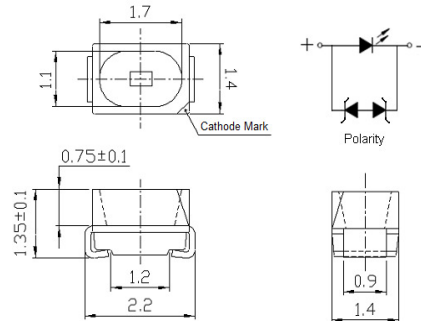
EL 2214

Product	Chip quantity	Dimension (mm)	Color	Chromaticity Coordinate Typ(x,y)	Wavelength (nm)	Brightness (mcd)	Forward Voltage (V)	Driving current (mA)
2214-C70201M-AM	1	2.2x1.4x0.7	○ White	0.315,0.315	-	1200	2.9	20
2214-C70301H-AM	1	2.2x1.4x0.7	○ White	0.3,0.32	-	3000	3.0	30
2214-PA0201H-AM	1	2.2x1.4x0.7	● PC-Amber	0.56,0.43	-	1100	2.9	20

Automotive LED | Interior Lighting



UNIT : mm

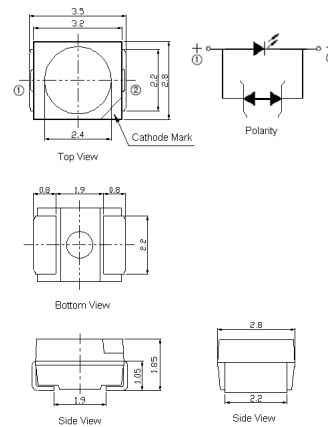


EL Mini Top View

Product	Chip quantity	Dimension (mm)	Color	Chromaticity Coordinate Typ(x,y)	Wavelength (nm)	Brightness (mcd)	Forward Voltage (V)	Driving current (mA)
65-11-C70200H-AM	1	2.2x1.4x1.35	○ White	0.3,0.3	-	1800	3.1	20
65-11-IB0100L-AM	1	2.2x1.4x1.35	○ Ice Blue	0.18,0.23	-	355	3.1	10
65-11-SB0100L-AM	1	2.2x1.4x1.35	● Sky Blue	0.16,0.08	-	300	3.1	10
65-11-UB0200L-AM	1	2.2x1.4x1.35	● Blue	-	468	355	3.1	20
65-11-UG0200H-AM	1	2.2x1.4x1.35	● Green	-	523	1400	3.1	20
65-21-UR0200H-AM	1	2.2x1.4x1.35	● Red	-	622	1120	2	20
65-21-UY0200H-AM	1	2.2x1.4x1.35	● Yellow	-	592	1120	2	20



UNIT : mm



EL Top View

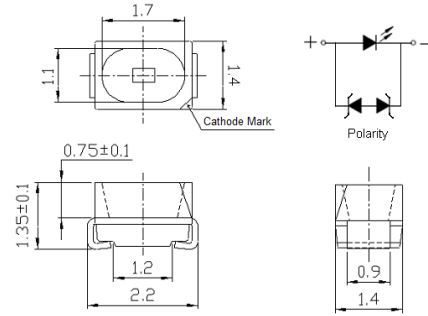
Product	Chip quantity	Dimension (mm)	Color	Chromaticity Coordinate Typ(x,y)	Wavelength (nm)	Brightness (mcd)	Forward Voltage (V)	Driving current (mA)
67-11-C70200H-AM	1	3.5x2.8x1.85	○ White	0.3, 0.3	-	1800	3.1	20
67-11-C70100H-AM	1	3.5x2.8x1.85	○ White	0.3, 0.3	-	1800	3.1	10
67-11-IB0100L-AM	1	3.5x2.8x1.85	○ Ice Blue	0.18,0.23	-	355	3.1	10
67-11-SB0100L-AM	1	3.5x2.8x1.85	● Sky Blue	0.16,0.08	-	300	3.1	10
67-11-UB0200H-AM	1	3.5x2.8x1.85	● Blue	-	468	355	3.1	20
67-11-UG0200H-AM	1	3.5x2.8x1.85	● Green	-	523	1400	3.1	20
67-21-UR0200H-AM	1	3.5x2.8x1.85	● Red	-	623	1120	2	20
67-21-UY0200H-AM	1	3.5x2.8x1.85	● Yellow	-	590	1120	2	20

Automotive LED

Automotive LED | Interior Lighting



UNIT : mm

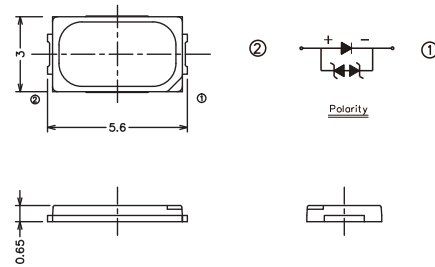


EL Top View 2835

Product	Chip quantity	Dimension (mm)	Color	Chromaticity Coordinate Typ(x,y)	Wavelength (nm)	Brightness (lm)	Forward Voltage (V)	Driving current (mA)
67-11S-G81000H-AM	1	2.8x3.5x0.7	○ White	0.33,0.34	-	42	2.8	100
67-11S-PA1500H-AM	1	2.8x3.5x0.7	● PC-Amber	0.57,0.41	-	44	3.1	150
67-11S-IB0600H-AM	1	2.8x3.5x0.7	● Ice Blue	0.168,0.225	-	21	3	60



UNIT : mm



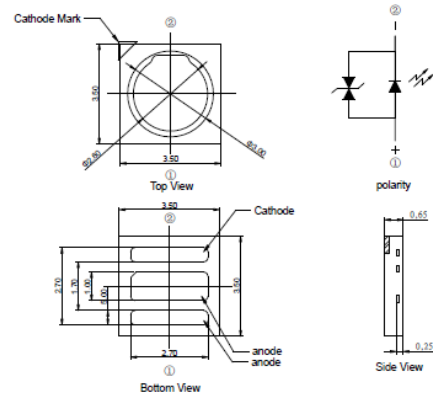
EL Top View 5630

Product	Chip quantity	Dimension (mm)	Color	Chromaticity Coordinate Typ(x,y)	Wavelength (nm)	Brightness (lm)	Forward Voltage (V)	Driving current (mA)
62-117D-G80650H-AM	1	5.6x3.0x0.65	○ White	0.33,0.34	-	27	3.2	65

Automotive LED | Interior Lighting



UNIT : mm

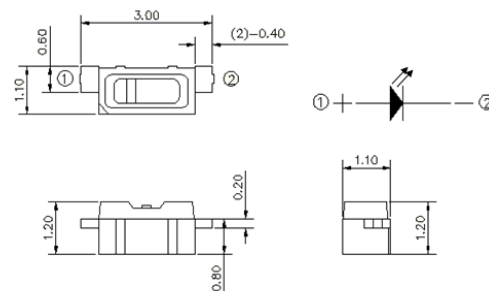


XI3535

Product	Chip quantity	Dimension (mm)	Color	Chromaticity Coordinate Typ(x,y)	Brightness (lm)	Forward Voltage (V)	Driving current (mA)
XI3535-W03501H-AM	1	3.5x3.5x0.65	○ White	0.3,0.3	100	3.1	350



UNIT : mm



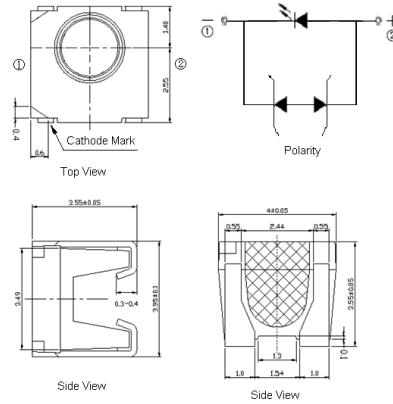
EL Micro Side View

Product	Chip quantity	Dimension (mm)	Color	Chromaticity Coordinate Typ(x,y)	Wavelength (nm)	Brightness (mcd)	Forward Voltage (V)	Driving current (mA)
3011-C70201H-AM	1	3.0x1.1x1.2	○ White	0.3,0.28	-	1150	3	20
3011-PYG0201H-AM	1	3.0x1.1x1.2	● Yellow Green	0.44,0.28	-	920	3	20
3011-UB0201H-AM	1	3.0x1.1x1.2	● Blue	-	457	270	3	20
3011-UG0201H-AM	1	3.0x1.1x1.2	● Green	-	523	850	3	20
3011-UR0201H-AM	1	3.0x1.1x1.2	● Red	-	622	850	1.9	20
3011-UY0201H-AM	1	3.0x1.1x1.2	● Yellow	-	589	850	1.9	20
3011-SR0201H-AM	1	3.0x1.1x1.2	● Super Red	-	629	580	1.9	20

Automotive LED | Interior Lighting



UNIT : mm

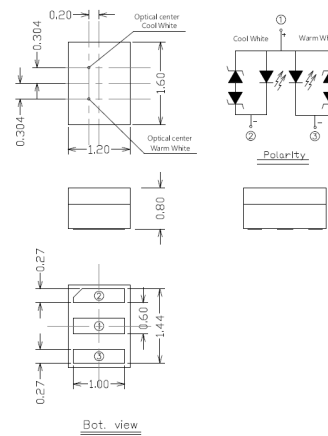


EL Side View

Product	Chip quantity	Dimension (mm)	Color	Chromaticity Coordinate Typ(x,y)	Wavelength (nm)	Brightness (mcd)	Forward Voltage (V)	Driving current (mA)
57-11-C70200H-AM	1	4.0x4.0x3.6	○ White	0.3,0.3	-	1800	3	20
57-11-IB0100L-AM	1	4.0x4.0x3.6	○ Ice Blue	0.19,0.25	-	355	2.9	10
57-11-SB0100L-AM	1	4.0x4.0x3.6	● Sky Blue	0.16,0.08	-	355	3	10
57-11-UB0200H-AM	1	4.0x4.0x3.6	● Blue	-	468	355	3.1	20
57-21-UR0200H-AM	1	4.0x4.0x3.6	● Red	-	622	1120	2	20
57-21-UY0200H--AM	1	4.0x4.0x3.6	● Yellow	-	590	1120	2	20




UNIT : mm



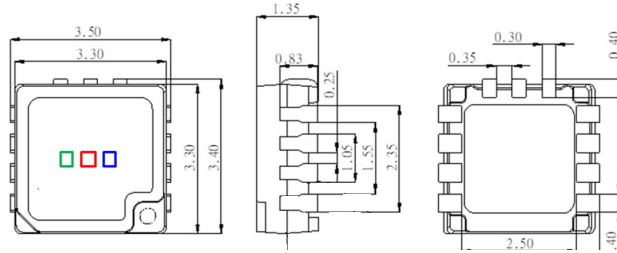
EL Micro Multi

Product	Chip quantity	Dimension (mm)	Color	Chromaticity Coordinate Typ(x,y)	Brightness (lm)	Forward Voltage (V)	Driving current (mA)
CH1216-C8W80801H-AM	2	1.6x1.2x0.8	○ Cool White	0.322,0.336	25	3.0	80
			● Warm White	0.466,0.422	22	3.0	80

Automotive LED | Ambient Lighting



UNIT : mm

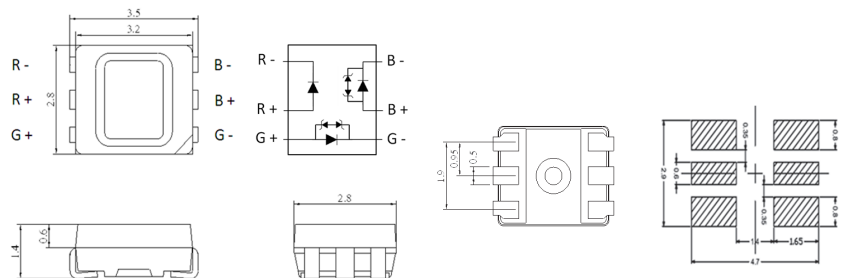


SMART RGB

Product	Chip quantity	Dimension (mm)	Color	Chromaticity Coordinate Typ(x,y)	Wavelength (nm)	Brightness (mcd)	Forward Voltage (V)	Driving current (mA)
EL3534-RGBISE0391L-AM	3	3.5x2.8x1.4	● Red	White: CIE x = 0.3127, CIE y = 0.3290 0.3,0.3	620	400	5	13
			● Green		530	900	5	11
			● Blue		468	100	5	9
			○ White		-	1400	5	31



UNIT : mm



EL Top View RGB

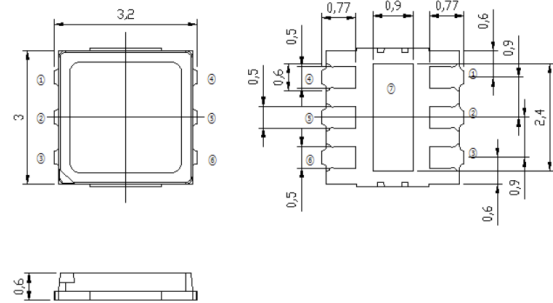
Product	Chip quantity	Dimension (mm)	Color	Wavelength (nm)	Brightness (mcd)	Forward Voltage (V)	Driving current (mA)
67-63-RGB0201H-AM	3	3.5x2.8x1.4	● Red	623	710	1.95	20
			● Green	527	1400	3.1	20
			● Blue	451	280	3.0	20

Automotive LED

Automotive LED | Ambient Lighting



UNIT : mm

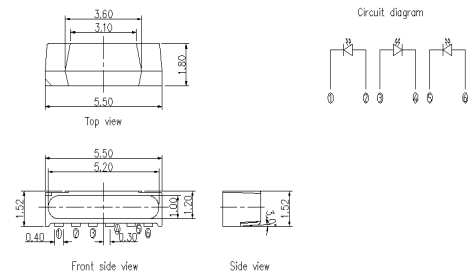


EL Top View 3030

Product	Chip quantity	Dimension (mm)	Color	Wavelength (nm)	Brightness (lm)	Forward Voltage (V)	Driving current (mA)
XI3030-RGB200BH-AM	3	3.0x3.0x0.6	● Red	617	24	2.24	200
			● Green	520	38	3.0	200
			● Blue	456	9	3.5	200



UNIT : mm



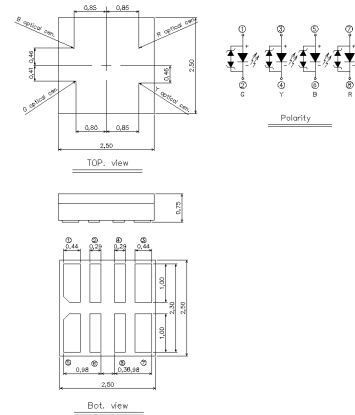
EL Side View 5515

Product	Chip quantity	Dimension (mm)	Color	Wavelength (nm)	Brightness (mcd)	Forward Voltage (V)	Driving current (mA)
5515-RGB020AH-AM	3	5.5x1.5x0.8	● Red	621	1120	2	20
			● Green	527	2800	2.75	20
			● Blue	467	450	3	20

Automotive LED | Ambient Lighting



UNIT : mm



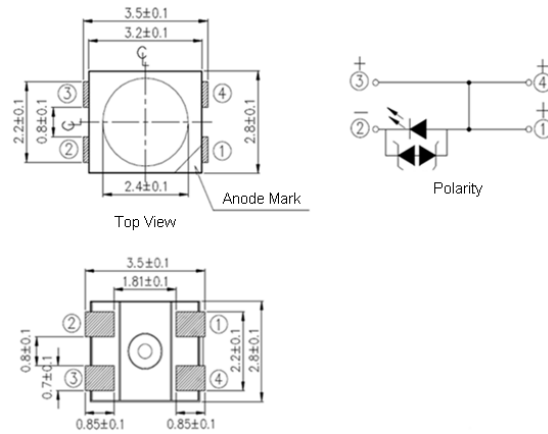
EL Multi Color

Product	Chip quantity	Dimension (mm)	Color	Chromaticity Coordinate Typ(x,y)	Wavelength (nm)	Brightness (mcd)	Forward Voltage (V)	Driving current (mA)
CH2525E-RGBW0401H-AM	4	2.5x2.5x0.75	● Red	-	627	1050	1.95	40
			● Green	-	520	2900	2.66	40
			● Blue	-	460	550	2.78	40
			○ White	White:CIE x = 0.313, CIE y = 0.307	-	3300	2.82	40
CH2525-RGBY0401H-AM	4	2.5x2.5x0.75	● Red	-	630	1200	2.0	40
			● Green	-	520	2300	2.8	40
			● Blue	-	450	360	3.0	40
			● Yellow	-	595	1300	2.4	40

Automotive LED | Exterior Lighting



UNIT : mm

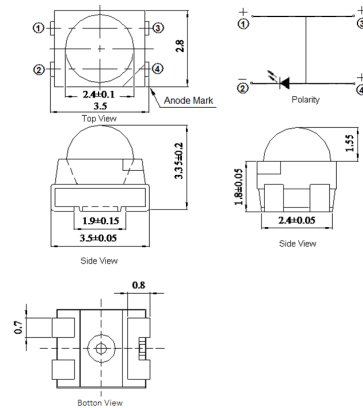


PLCC4

Product	Chip quantity	Dimension (mm)	Color	Chromaticity Coordinate Typ(x,y)	Wavelength (nm)	Brightness (mcd)	Forward Voltage (V)	Driving current (mA)
67-41-C70301H-AM	1	3.5*2.8*1.85	○ White	0.33,0.34	-	2800	3.1	30
67-41-PA0601H-AM	1	3.5*2.8*1.85	● PC-Amber	0.57,0.42	-	3500	3.1	60
67-41-UR0501H-AM	1	3.5*2.8*1.85	● Red	-	615	2240	2.2	50
67-41-UY0501H-AM	1	3.5*2.8*1.85	● Yellow	-	590	2240	2.2	50
67-41-SR0501H-AM	1	3.5*2.8*1.85	● Super Red	-	630	1500	2.2	50



UNIT : mm



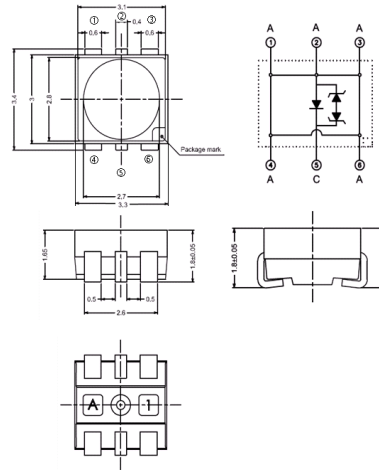
PLCC3 LENS

Product	Chip quantity	Dimension (mm)	Color	Chromaticity Coordinate Typ(x,y)	Wavelength (nm)	Brightness (mcd)	Forward Voltage (V)	Driving current (mA)
67-31EP3-UY0500H-AM	1	3.5x2.8x3.35	● Super Red	-	590	12000	2	50
67-31EP3-UR0500H-AM	1	3.5x2.8x3.35	● Red	-	616	12000	2	50

Automotive LED | Exterior Lighting



UNIT : mm

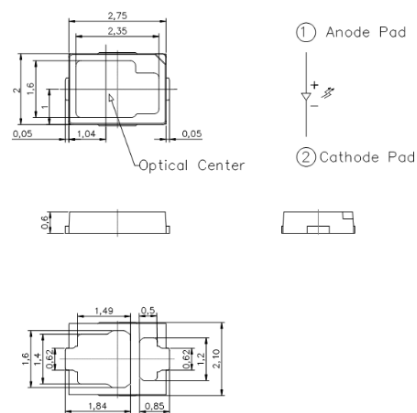


EL Advanced Power Top View

Product	Chip quantity	Dimension (mm)	Color	Chromaticity Coordinate Typ(x,y)	Wavelength (nm)	Brightness (mcd)	Forward Voltage (V)	Driving current (mA)
A09K-C71501H-AM	1	3.4x3.4x1.8	○ White	0.33,0.34	-	1000	3.1	150
A09K-PA1501H-AM	1	3.4x3.4x1.8	● PC-Amber	0.57,0.42	-	7100	3.1	150
A09K-UR1501H-AM	1	3.4x3.4x1.8	● Red	-	613	7500	2.2	150
A09K-SR1501H-AM	1	3.4x3.4x1.8	● Super Red	-	629	4500	2.2	150
A09K-UY1501H-AM	1	3.4x3.4x1.8	● Yellow	-	589	5600	2.2	150



UNIT : mm



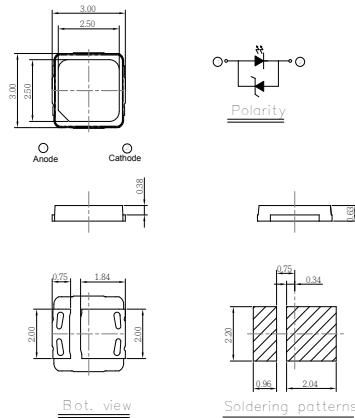
EL 2820

Product	Chip quantity	Dimension (mm)	Color	Chromaticity Coordinate Typ(x,y)	Wavelength (nm)	Brightness (lm)	Forward Voltage (V)	Driving current (mA)
2820-UY2001M-AM	1	2.8x2.0x0.6	● Yellow	-	590	33	2.3	200
2820-UR2001M-AM	1	2.8x2.0x0.6	● Red	-	618	30	2.3	200
2820-SR2001M-AM	1	2.8x2.0x0.6	● Super Red	-	630	27	2.3	200
2820-C03501H-AM	1	2.8x2.0x0.6	○ White	0.3,0.3	-	110	2.3	350
2820-PA3001H-AM	1	2.8x2.0x0.6	● PC-Amber	2.75,3.75	-	60	2.3	300
2820-UY3501H-AM	1	2.8x2.0x0.6	● Yellow	-	590	50	2.3	350
2820-UR3501H-AM	1	2.8x2.0x0.6	● Red	-	618	70	2.5	350
2820-SR3501H-AM	1	2.8x2.0x0.6	● Super Red	-	630	45	2.5	350
2820-UR7001H-AM	1	2.8x2.0x0.6	● Red	-	618	136	2.75	700
2820-SR7001H-AM	1	2.8x2.0x0.6	● Super Red	-	630	79	2.75	700

Automotive LED | Exterior Lighting



UNIT : mm



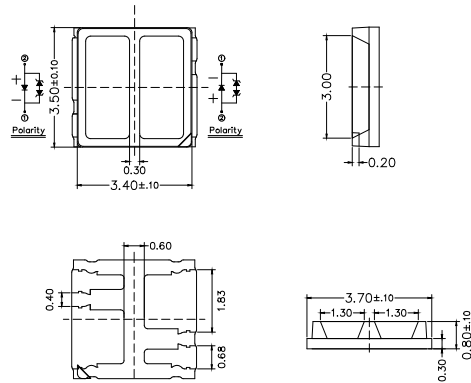
Suggested pad dimension is just reference only. Please modify the pad dimension based on individual need.

EL 3030

Product	Chip quantity	Dimension (mm)	Color	Chromaticity Coordinate Typ(x,y)	Wavelength (nm)	Brightness (lm)	Forward Voltage (V)	Driving current (mA)
XI3030-C01501M-AM	1	3.0x3.0x0.63	○ White	0.332,0.332	-	50	3.1	150
XI3030-PA1501M-AM	1	3.0x3.0x0.63	● PC-Amber	0.57,0.42	-	36	2.9	150
XI3030-C03501H-AM	1	3.0x3.0x0.63	○ White	0.325,0.334	-	120	3.1	350
XI3030-PA3501H-AM	1	3.0x3.0x0.63	● PC-Amber	0.57,0.42	-	83	3.1	350
XI3030-UR3501H-AM	1	3.0x3.0x0.63	● Red	-	610	63	2.2	350
XI3030-SR3501H-AM	1	3.0x3.0x0.63	● Super Red	-	630	33	2.2	350



UNIT : mm



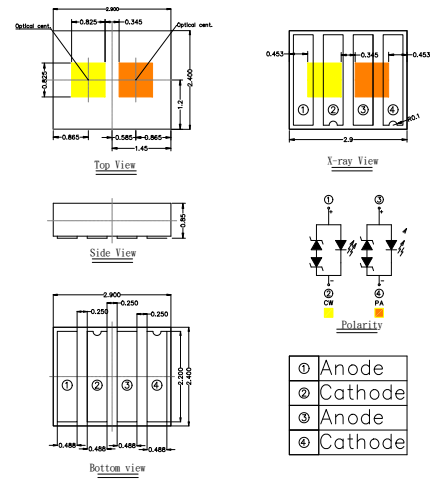
EL 3735

Product	Chip quantity	Dimension (mm)	Color	Chromaticity Coordinate Typ(x,y)	Brightness (mcd)	Forward Voltage (V)	Driving current (mA)
3735-C8PA1501H-AM	2	3.7x3.5x0.8	○ White	0.3, 0.3	60	3	150
			● PC-Amber	0.57, 0.42	40	3	150
3735-C8PA2501H-AM	2	3.7x3.5x0.8	○ White	0.3, 0.3	81	3	250
			● PC-Amber	0.57, 0.42	46	3	250


Automotive LED | Exterior Lighting



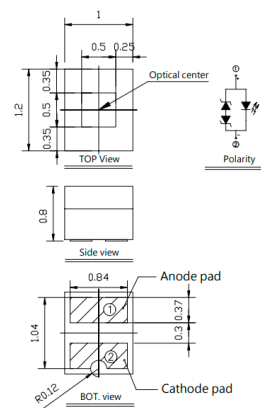
UNIT : mm



Product	Chip quantity	Dimension (mm)	Color	Chromaticity Coordinate Typ(x,y)	Wavelength (nm)	Brightness (lm)	Forward Voltage (V)	Driving current (mA)
CH2924-C0PA3501H-AM	2	2.9x2.4x0.85	○ White	0.3,0.3	-	140	3	350
	2	2.9x2.4x0.85	● PC-Amber	0.57,0.42	-	82	3	350



UNIT : mm




EL 1210

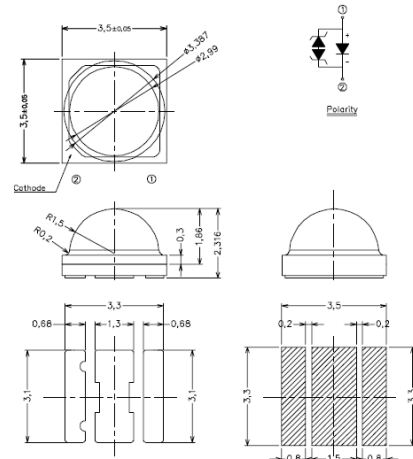
Product	Chip quantity	Dimension (mm)	Color	Chromaticity Coordinate Typ (x,y)	Brightness (lm)	Forward Voltage (V)	Driving current (mA)
CH1210E-C80401H-AM	1	1.2x1.0x0.8	○ White	0.3,0.3	13	2.87	40
CH1210E-N80401H-AM	1		○ White	0.38,0.38	13	2.87	40
CH1210E-PA0801H-AM	1		● PC-Amber	0.57, 0.42	18	3	80
CH1210E-PR0801H-AM	1		● PC Red	0.66, 0.335	11	3	80

Automotive LED

Automotive LED | Exterior Lighting



UNIT : mm



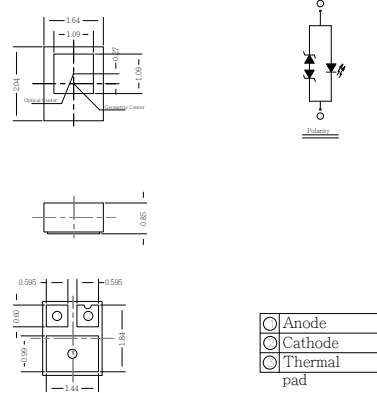
EL 3535E

Product	Chip quantity	Dimension (mm)	Color	Chromaticity Coordinate Typ(x,y)	Wavelength (nm)	Brightness (lm)	Forward Voltage (V)	Driving current (mA)
CH3535E-UR3501L-AM	1	3.5x3.5x2.3	● Red	-	619	75	2.22	350
CH3535E-SR3501L-AM	1	3.5x3.5x2.3	● Super Red	-	630	57	2.15	350

Automotive LED | Exterior Lighting



UNIT : mm

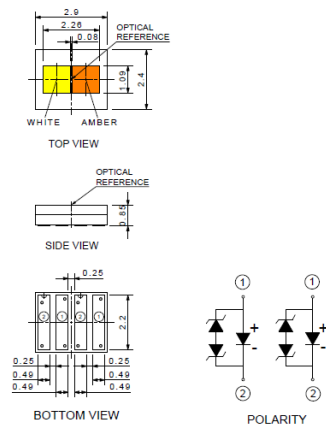


ALFS B series

Product	Chip quantity	Dimension (mm)	Color	Chromaticity Coordinate Typ (x,y)	Brightness (lm)	Forward Voltage (V)	Driving current (mA)
ALFS1BD-C010001L1-AM	1	2.0x1.6x0.8	○White	0.332,0.332	350	3.5	1000



UNIT : mm



ALFS B series

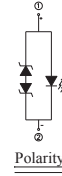
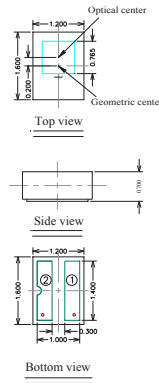
Product	Chip quantity	Dimension (mm)	Color	Chromaticity Coordinate Typ (x,y)	Brightness (lm)	Forward Voltage (V)	Driving current (mA)
ALFS2BD-C0PA07001L1-AM	2	2.9x2.4x0.85	○White ●PC-Amber	0.33, 0.33 0.57, 0.42	260 160	3.35	700
ALFS2BD-C010001H-AM	2	2.9x2.4x0.85	○White	0.3,0.3	700	6.7	1000

Automotive LED

Automotive LED | Exterior Lighting



UNIT : mm



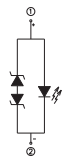
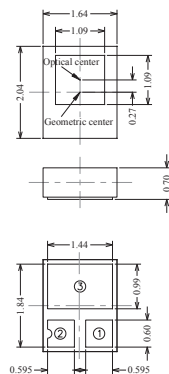
①	Anode
②	Cathode

ALFS E series

Product	Chip quantity	Dimension (mm)	Color	Chromaticity Coordinate Typ(x,y)	Wavelength (nm)	Brightness (lm)	Forward Voltage (V)	Driving current (mA)
ALFS1E-C07001H-AM	1	1.2x1.6x0.7	○ White	0.3,0.3	-	250	3.2	700
ALFS1E-PA07001H-AM	1	1.2x1.6x0.7	● PC-Amber	0.57,0.42	-	120	3.3	700



UNIT : mm



①	Anode
②	Cathode
③	Thermal pad

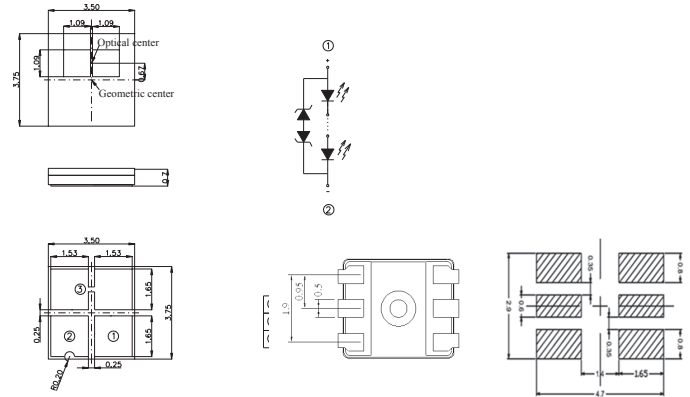
ALFS G series

Product	Chip quantity	Dimension (mm)	Color	Chromaticity Coordinate Typ(x,y)	Wavelength (nm)	Brightness (lm)	Forward Voltage (V)	Driving current (mA)
ALFS1G-C010001H-AM	1	2x1.6x0.7	○ White	0.3,0.3	-	390	3.3	1000
ALFS1G-PA10001H-AM	1	2x1.6x0.7	● PC-Amber	0.57,0.42	-	200	3.3	1000

Automotive LED | Exterior Lighting



UNIT : mm

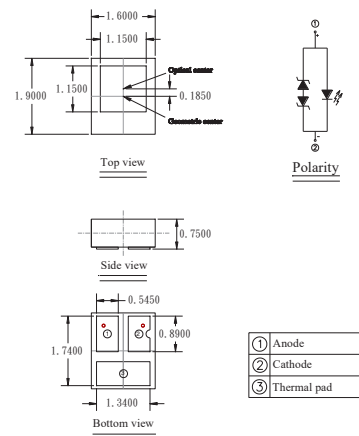


ALFS G series

Product	Chip quantity	Dimension (mm)	Color	Chromaticity Coordinate Typ(x,y)	Wavelength (nm)	Brightness (lm)	Forward Voltage (V)	Driving current (mA)
ALFS2G-C010001H-AM	2	3.75x3.5x0.7	○White	0.3,0.3	-	780	6.7	1000



UNIT : mm



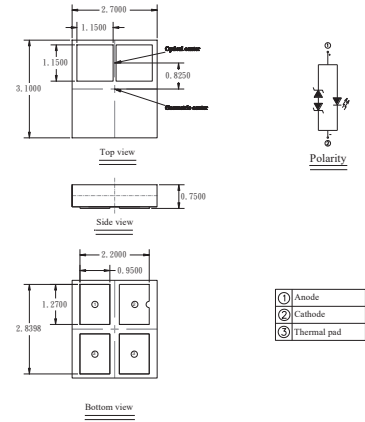
ALFS H series

Product	Chip quantity	Dimension (mm)	Color	Chromaticity Coordinate Typ(x,y)	Wavelength (nm)	Brightness (lm)	Forward Voltage (V)	Driving current (mA)
ALFS1H-C010001H-AM	1	1.9x1.6x0.7	○White	0.3,0.3	-	410	3.3	1000

Automotive LED | Exterior Lighting



UNIT : mm

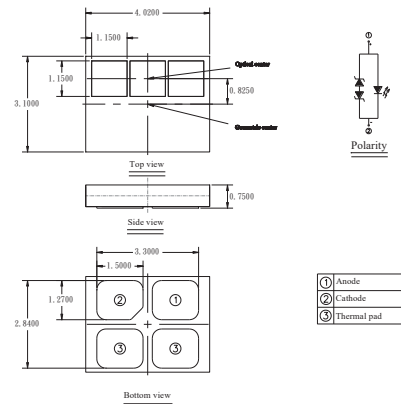


ALFS H series

Product	Chip quantity	Dimension (mm)	Color	Chromaticity Coordinate Typ(x,y)	Wavelength (nm)	Brightness (lm)	Forward Voltage (V)	Driving current (mA)
ALFS2H-C010001H-AM	2	3.1x2.7x0.7	○White	0.3,0.3	-	820	6.7	1000



UNIT : mm



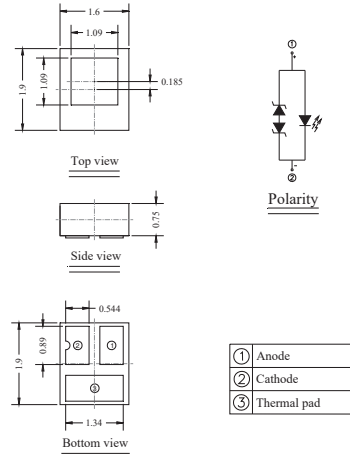
ALFS H series

Product	Chip quantity	Dimension (mm)	Color	Chromaticity Coordinate Typ(x,y)	Wavelength (nm)	Brightness (lm)	Forward Voltage (V)	Driving current (mA)
ALFS3H-C010001H-AM	3	3.1x3.9x0.7	○White	0.3,0.3	-	1230	9.8	1000

Automotive LED | Exterior Lighting



UNIT : mm

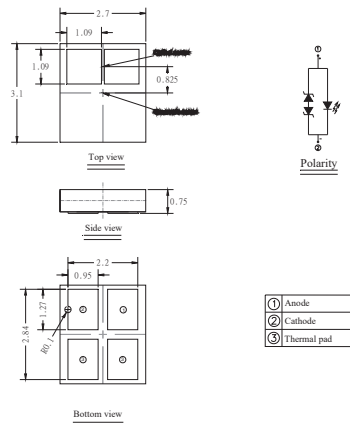


ALFS J series

Product	Chip quantity	Dimension (mm)	Color	Chromaticity Coordinate Typ(x,y)	Wavelength (nm)	Brightness (lm)	Forward Voltage (V)	Driving current (mA)
ALFS1J-C010001H-AM	1	1.9x1.6x0.7	○White	0.3,0.3	-	425	3.3	1000



UNIT : mm



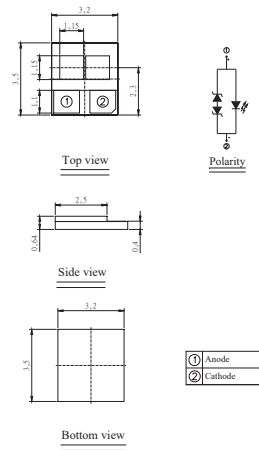
ALFS J series

Product	Chip quantity	Dimension (mm)	Color	Chromaticity Coordinate Typ(x,y)	Wavelength (nm)	Brightness (lm)	Forward Voltage (V)	Driving current (mA)
ALFS2J-C010001H-AM	2	3.1x2.7x0.7	○White	0.3,0.3	-	850	6.7	1000

Automotive LED | Exterior Lighting




UNIT : mm

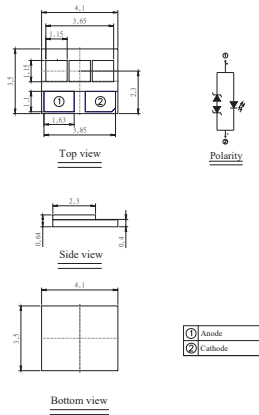


ALFS HT series

Product	Chip quantity	Dimension (mm)	Color	Chromaticity Coordinate Typ(x,y)	Wavelength (nm)	Brightness (lm)	Forward Voltage (V)	Driving current (mA)
ALFS2HT-C010001H-AM	2	3.5x3.2x0.75	○ White	0.3,0.3	-	820	6.5	1000



UNIT : mm



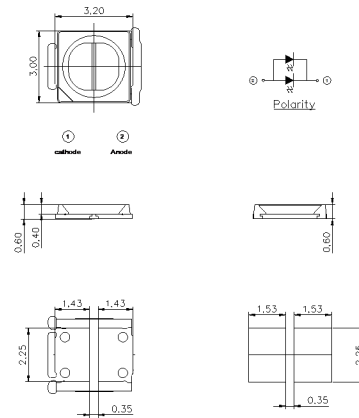
ALFS HT series

Product	Chip quantity	Dimension (mm)	Color	Chromaticity Coordinate Typ(x,y)	Wavelength (nm)	Brightness (lm)	Forward Voltage (V)	Driving current (mA)
ALFS3HT-C010001H-AM	3	3.5x4x0.75	○ White	0.3,0.3	-	1230	9.75	1000

Backlighting LED | Direct type Product



UNIT : mm

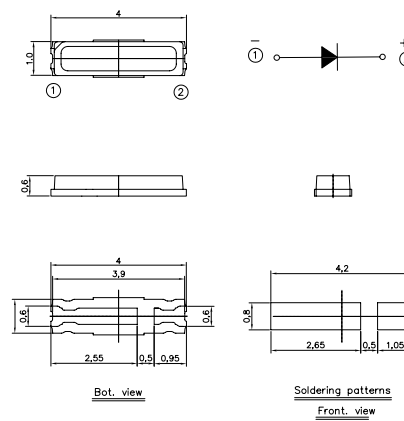


Product	Dimension (mm)	Color	Power(W)	CIE(x,y)	Iv(lm,mW)	VF(V)	Viewing Angle(°)
BL-3030GN2E	3.0x3.0x0.6	○White	1.8	X=0.2735, Y=0.2293	175-195	3.0-3.6	120

Backlighting LED | Edge Type Product



UNIT : mm



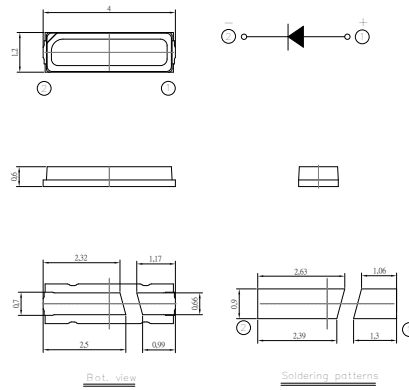
4010

Product	Dimension (mm)	Color	Power(W)	CIE(x,y)	Iv(lm,mW)	VF(V)	Viewing Angle(°)
BL-4010NN1T	4.0x1.0x0.6	○White	0.2	X=0.28, Y=0.26	18-28	2.7-3.4	120

Backlighting LED | Edge Type Product



UNIT : mm

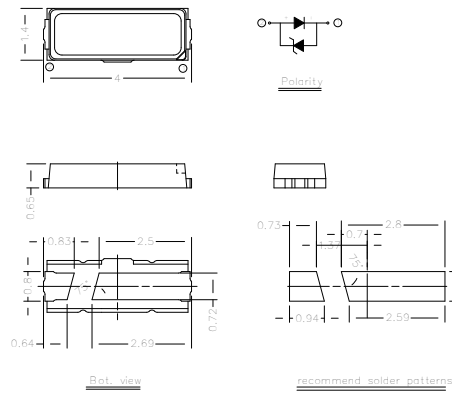


4012

Product	Dimension (mm)	Color	Power(W)	CIE(x,y)	Iv(lm,mW)	VF(V)	Viewing Angle(°)
BL-4012NN1T	4.0x1.2x0.6	○ White	0.4	X=0.28, Y=0.26	36-46	2.7-3.4	120



UNIT : mm



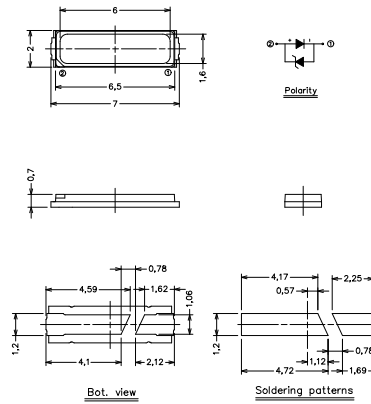
4014

Product	Dimension (mm)	Color	Power(W)	CIE(x,y)	Iv(lm,mW)	VF(V)	Viewing Angle(°)
BL-4014CZ1T	4.0x1.4x0.65	○ White	0.4	X=0.28, Y=0.26	38-48	2.7-3.4	120

Backlighting LED | Edge Type Product



UNIT : mm

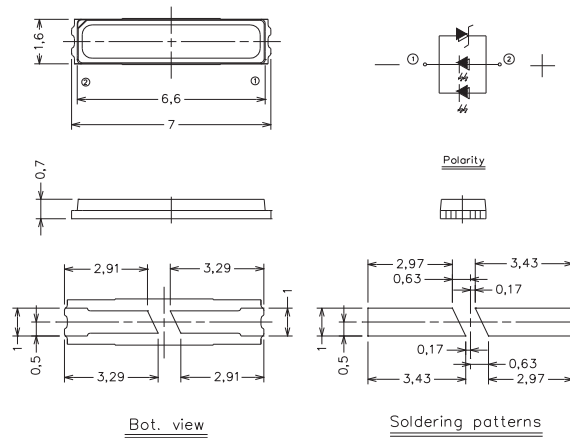


7020

Product	Dimension (mm)	Color	Power(W)	CIE(x,y)	Iv(lm,mW)	VF(V)	Viewing Angle(°)
BL-7020NZ1T	7.0x2.0x0.7	○White	0.4	X=0.29, Y=0.29	47-51	2.7-3.4	120



UNIT : mm



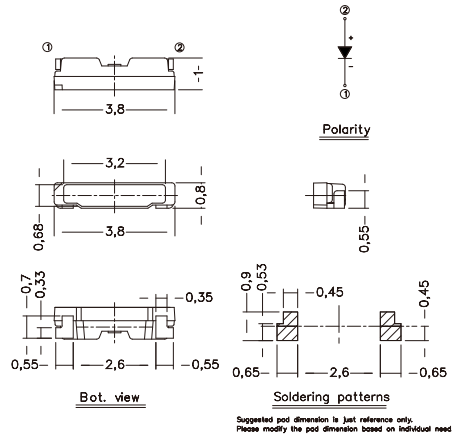
7016

Product	Dimension (mm)	Color	Power(W)	CIE(x,y)	Iv(lm,mW)	VF(V)	Viewing Angle(°)
BL-7016NZ2T	7.0x1.6x0.7	○White	0.8	X=0.28, Y=0.26	86-96	2.7-3.4	120

Backlighting LED | Side View Product



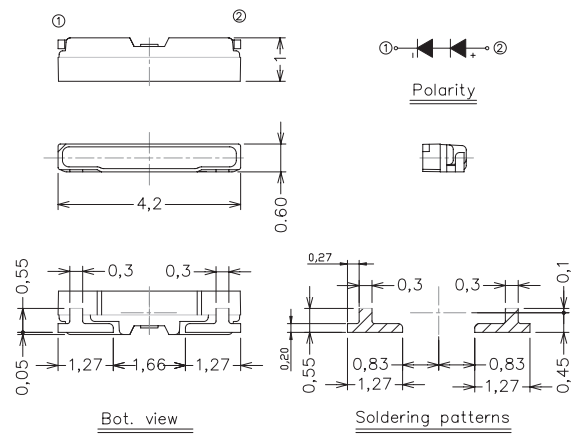
UNIT : mm



Product	Dimension (mm)	Color	Power(W)	CIE(x,y)	lv(lm,mW)	VF(V)	Viewing Angle(°)
BL-3808Z1P	3.8x1.0x0.8	○White	0.06	X=0.295, Y=0.28	6.00-8.00	2.7-3.4	120



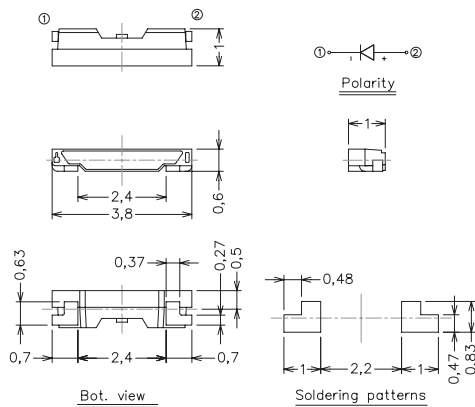
UNIT : mm



Product	Dimension (mm)	Color	Power(W)	CIE(x,y)	lv(lm,mW)	VF(V)	Viewing Angle(°)
BL-4206SN2P	4.2x1.0x0.6	○White	0.12	X=0.295, Y=0.28	14-17	5.4-6.8	120



UNIT : mm

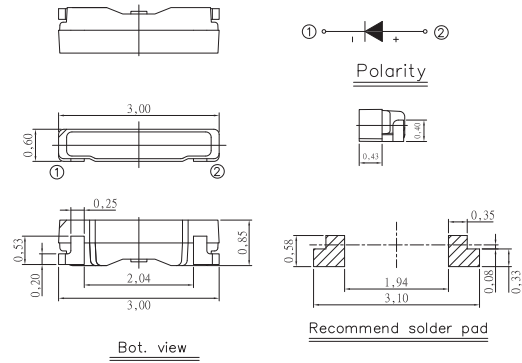


Product	Dimension (mm)	Color	Power(W)	CIE(x,y)	lv(lm,mW)	VF(V)	Viewing Angle(°)
BL-3806NN1P	3.8x1.0x0.6	○White	0.06	X=0.295, Y=0.28	6.0 0-8.00	2.7-3.4	120

Backlighting LED | Side View Product



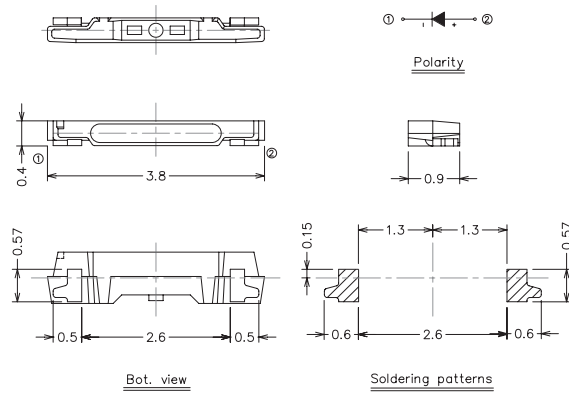
UNIT : mm



Product	Dimension (mm)	Color	Power(W)	CIE(x,y)	lv(lm,mW)	VF(V)	Viewing Angle(°)
BL-3006NN1P	3.0x0.85x0.6	○ White	0.06	X=0.295, Y=0.28	6.75-9.00	2.7-3.4	120



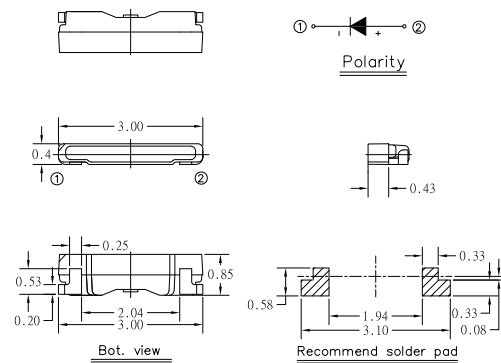
UNIT : mm



Product	Dimension (mm)	Color	Power(W)	CIE(x,y)	lv(lm,mW)	VF(V)	Viewing Angle(°)
BL-3804GN1P	3.8x0.9x0.4	○ White	0.06	X=0.295, Y=0.28	6.25-9.00	2.7-3.4	120



UNIT : mm

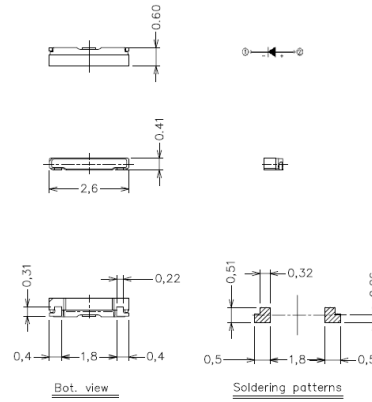


Product	Dimension (mm)	Color	Power(W)	CIE(x,y)	lv(lm,mW)	VF(V)	Viewing Angle(°)
BL-3004TN1P	3.0x0.85x0.4	○ White	0.06	X=0.295, Y=0.28	6.25-8.50	2.7-3.4	115

Backlighting LED | Side View Product



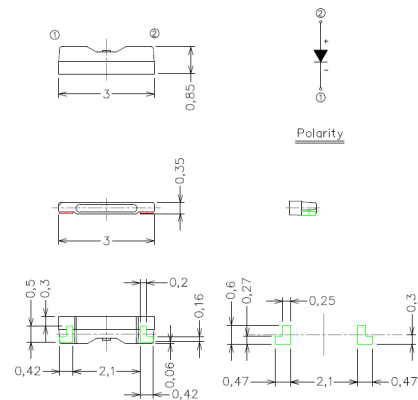
UNIT : mm



Product	Dimension (mm)	Color	Power(W)	CIE(x,y)	Iv(lm,mW)	VF(V)	Viewing Angle(°)
BL-2604DN1P	2.6x0.7x0.4	○ White	0.06	X=0.295, Y=0.28	5.50-8.25	2.7-3.4	115



UNIT : mm

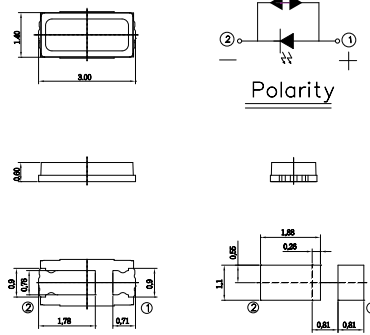


Product	Dimension (mm)	Color	Power(W)	CIE(x,y)	Iv(lm,mW)	VF(V)	Viewing Angle(°)
BL-3003LM2C	3.0x0.85x0.3	○ White	0.06	X=0.295, Y=0.28	5.25-7.75	2.7-3.4	115


Backlighting LED | Automotive Product



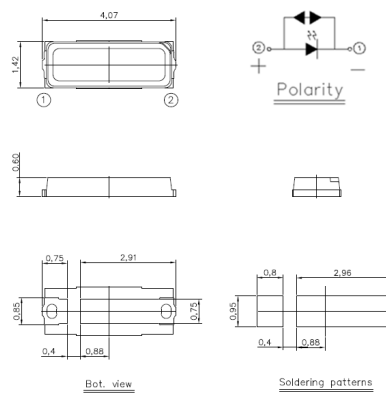
UNIT : mm



Product	Dimension (mm)	Color	Power(W)	CIE(x,y)	lv(lm,mW)	VF(V)	Viewing Angle(°)
BLA-3014PZ1U	3.0x1.4x0.6	○White	0.25	X=0.277, Y=0.247	22-40	2.7-3.4	120



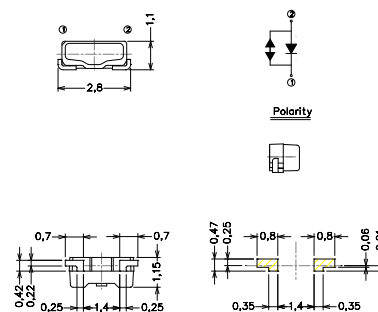
UNIT : mm



Product	Dimension (mm)	Color	Power(W)	CIE(x,y)	lv(lm,mW)	VF(V)	Viewing Angle(°)
BLA-4014PZ1E	4.0x1.4x0.6	○White	0.4	X=0.277, Y=0.247	22-56	2.7-3.4	120



UNIT : mm



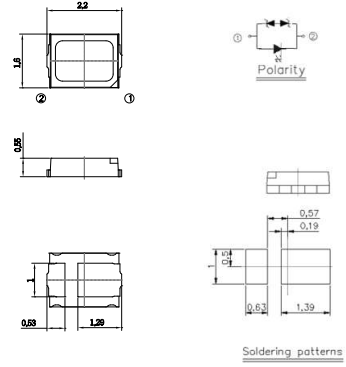
Product	Dimension (mm)	Color	Power(W)	CIE(x,y)	lv(lm,mW)	VF(V)	Viewing Angle(°)
BLA-2810NZ1T	2.8x1.15x1.1	○White	0.25	X=0.277, Y=0.247	20-38	2.7-3.4	120

Backlighting LED

Backlighting LED | Automotive Product



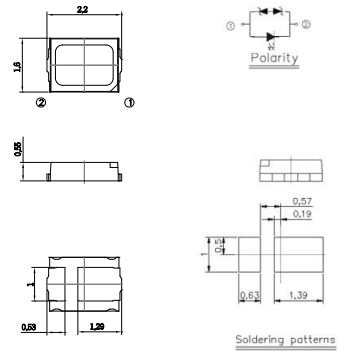
UNIT : mm



Product	Dimension (mm)	Color	Power(W)	CIE(x,y)	Iv(lm,mW)	VF(V)	Viewing Angle(°)
BLA-2016NZ1THBC	2.0x1.6x0.55	○White	0.03	X=0.2735, Y=0.2293	2.3-4.3	2.6-2.85	120




UNIT : mm

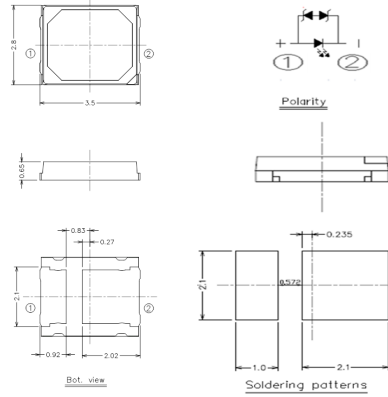


Product	Dimension (mm)	Color	Power(W)	CIE(x,y)	Iv(lm,mW)	VF(V)	Viewing Angle(°)
BLA-2016NZ1CTHBC	2.0x1.6x0.55	○White	0.03	X=0.2735, Y=0.2293	2.0-4.0	2.6-2.85	130

Backlighting LED | Automotive Product



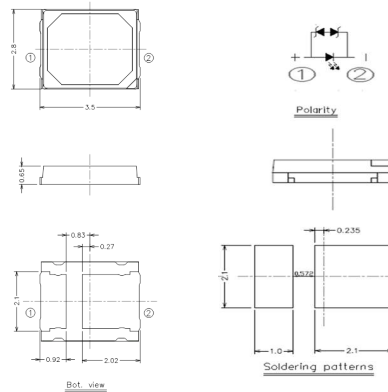
UNIT : mm



Product	Dimension (mm)	Color	Power(W)	CIE(x,y)	Iv(lm,mW)	VF(V)	Viewing Angle(°)
BLA-2835NZ1THBC	3.5x2.8x0.7	○White	0.03	X=0.2735, Y=0.2293	3.25-4.5	2.6-2.85	120



UNIT : mm

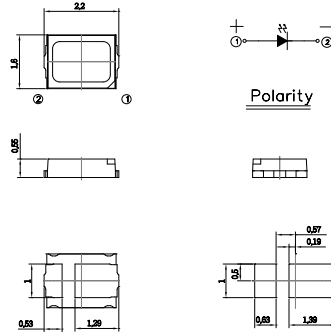


Product	Dimension (mm)	Color	Power(W)	CIE(x,y)	Iv(lm,mW)	VF(V)	Viewing Angle(°)
BLA-2835NZ1CTHBC	3.5x2.8x0.7	○White	0.03	X=0.2735, Y=0.2293	2.75-4	2.6-2.85	130

Backlighting LED | Local Dimming Product



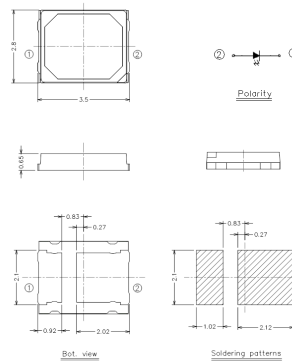
UNIT : mm



Product	Dimension (mm)	Color	Power(W)	CIE(x,y)	lv(lm,mW)	VF(V)	Viewing Angle(°)
BL-2016NN1T	2.0x1.6x0.55	● Blue	0.03	447.5~457.5	8-20mW	2.5-3	120



UNIT : mm

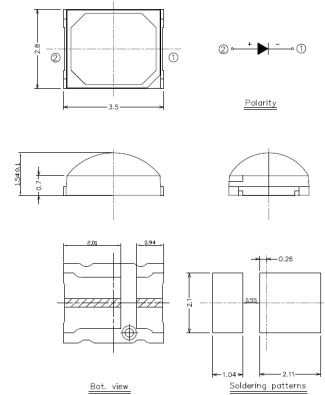


Product	Dimension (mm)	Color	Power(W)	CIE(x,y)	lv(lm,mW)	VF(V)	Viewing Angle(°)
BL-2835SN1T	3.5x2.8x0.7	● Blue	0.03	447.5~457.5	20-38(mW)	2.5-3	120

Backlighting LED | Local Dimming Product



UNIT : mm



Product	Dimension (mm)	Color	Power(W)	CIE(x,y)	Iv(lm,mW)	VF(V)	Viewing Angle(°)
BL-2835LN1CTBC	3.5x2.8x1.4	● Blue	0.15	447.5~457.5	70-100(mW)	2.8-3.1	140



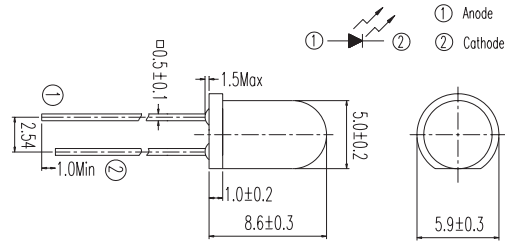
INFRARED LED, SENSORS, COUPLERS

- 208** INFRARED LED AND SILICON DETECTOR
- 243** INFRARED RECEIVER MODULE
- 250** OPTIC-FIBER DEVICE (PHOTO LINK)
- 251** Optical Switch
- 258** OPTICAL SENSOR
- 265** PHOTO COUPLER

Infrared LED and Silicon Detector | Emitter | Lamp



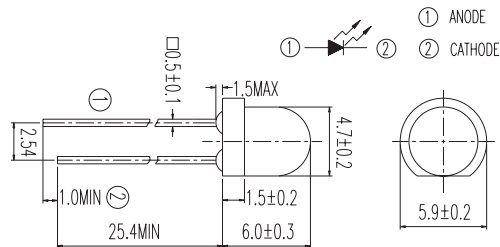
UNIT : mm



Product	Dimension (mm)	View Angle(°)	V _{F_Typ} (V)	V _{F_Max} (V)	λ _p (nm)	I _{e_Min} (mW/sr)	I _{e_Typ} (mW/sr)
HIR333/H0	5	30	1.45	1.65	850	7.8	15
HIR333C/H0	5	30	1.45	1.65	850	7.8	15
IR333-A	5	20	1.2	1.5	940	7.8	20
IR333/H0	5	40	1.2	1.5	940	5.6	7.8
IR333/H0/L10	5	40	1.2	1.5	940	11	12
IR333C	5	20	1.2	1.5	940	7.8	15
IR333C/H0/L10	5	40	1.2	1.5	940	5.6	7.8
IR333C/H2	5	30	1.2	1.5	940	7.8	15
SIR333-A	5	20	1.3	1.6	875	7.8	20



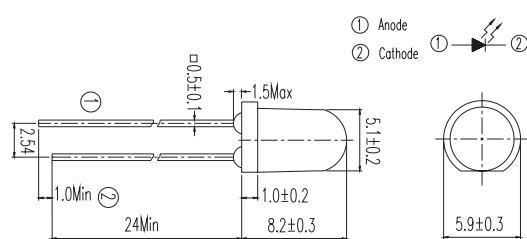
UNIT : mm



Product	Dimension (mm)	View Angle(°)	V _{F_Typ} (V)	V _{F_Max} (V)	λ _p (nm)	I _{e_Min} (mW/sr)	I _{e_Typ} (mW/sr)
HIR323C	5	25	1.45	1.65	850	15	30
HIR323C/H0	5	30	1.45	1.65	850	7.8	11
IR323	5	30	1.2	1.5	940	4	6.4
IR323/H0-A	5	60	1.2	1.5	940	2	3.5
SIR323-5	5	35	1.3	1.6	875	4	7.8



UNIT : mm

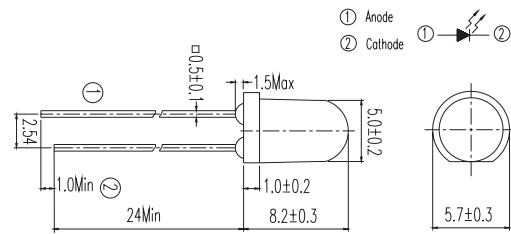


Product	Dimension (mm)	View Angle(°)	V _{F_Typ} (V)	V _{F_Max} (V)	λ _p (nm)	I _{e_Min} (mW/sr)	I _{e_Typ} (mW/sr)
HIR7373C	5	40	1.45	1.65	850	7.8	15
IR7373C	5	50	1.2	1.5	940	5.6	8


Infrared LED and Silicon Detector | Emitter | Lamp



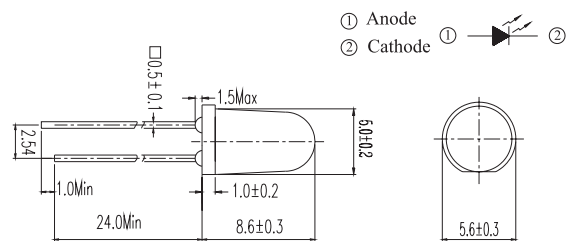
UNIT : mm



Product	Dimension (mm)	View Angle(°)	V _{F_Typ} (V)	V _{F_Max} (V)	λ _p (nm)	I _{e_Min} (mW/sr)	I _{e_Typ} (mW/sr)
HIR7393C	5	50	1.45	1.65	850	7.8	15
IR7393C	5	60	1.2	1.5	940	4	6.5



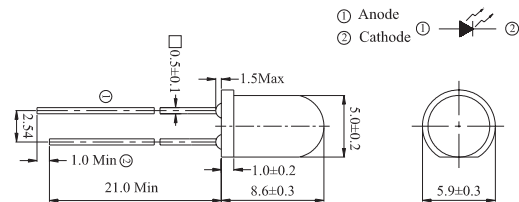
UNIT : mm



Product	Dimension (mm)	View Angle(°)	V _{F_Typ} (V)	V _{F_Max} (V)	λ _p (nm)	I _{e_Min} (mW/sr)	I _{e_Typ} (mW/sr)
IR383	5mm	18	1.2	1.6	940	15	34
HIR383C/L212	5mm	6	1.45	1.65	850	-	140
SIR383C	5mm	20	1.3	1.6	875	11	20



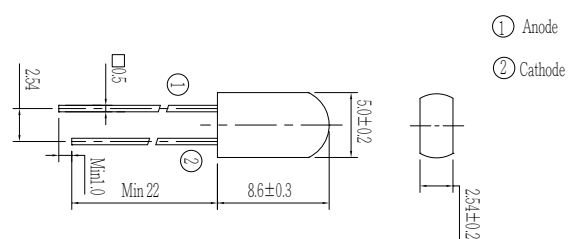
UNIT : mm



Product	Dimension (mm)	View Angle(°)	V _{F_Typ} (V)	V _{F_Max} (V)	λ _p (nm)	I _{e_Min} (mW/sr)	I _{e_Typ} (mW/sr)
IR8353-14C	5	35	1.2	1.3	940	7.8	11




UNIT : mm

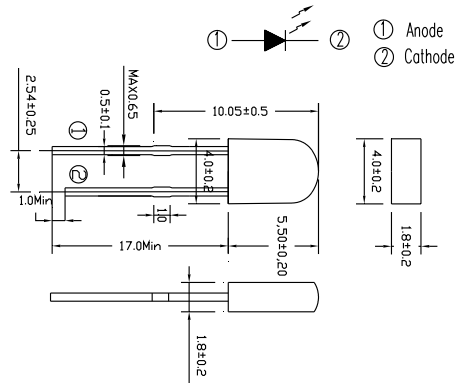


Product	Dimension (mm)	View Angle(°)	V _{F_Typ} (V)	V _{F_Max} (V)	λ _p (nm)	I _{e_Min} (mW/sr)	I _{e_Typ} (mW/sr)
IR533C	5	940	1.2	1.5	4	7.8	25

Infrared LED and Silicon Detector | Emitter | Lamp



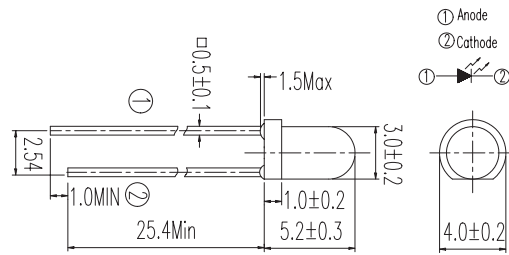
UNIT : mm



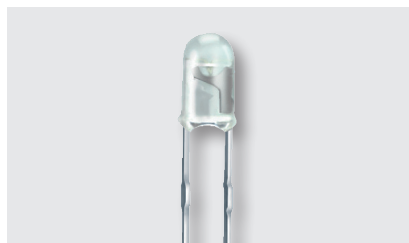
Product	Dimension (mm)	View Angle(°)	V _{F_Typ} (V)	V _{F_Max} (V)	λ _p (nm)	I _{e_Min} (mW/sr)	I _{e_Typ} (mW/sr)
IR3494-30C/H80/L419	4	95(X)45(Y)	1.2	1.5	940	2.5	3.5



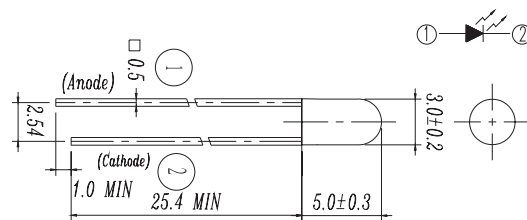
UNIT : mm



Product	Dimension (mm)	View Angle(°)	V _{F_Typ} (V)	V _{F_Max} (V)	λ _p (nm)	I _{e_Min} (mW/sr)	I _{e_Typ} (mW/sr)
HIR204C	3	25	1.45	1.65	850	7.8	17.6
HIR204C/H0	3	40	1.45	1.65	850	4	8.9
IR204-A	3	35	1.2	1.5	940	4	5.6
IR204/H16/L10	3	50	1.2	1.5	940	2.8	4
IR204/H60	3	50	1.2	1.5	940	4	7
IR204C-A	3	35	1.2	1.5	940	4	5.6
IR204C/H16/L10	3	50	1.2	1.5	940	2.8	4
SIR204-A	3	30	1.3	1.6	875	4	6.4
SIR204C	3	30	1.3	1.6	875	4	6.4



UNIT : mm

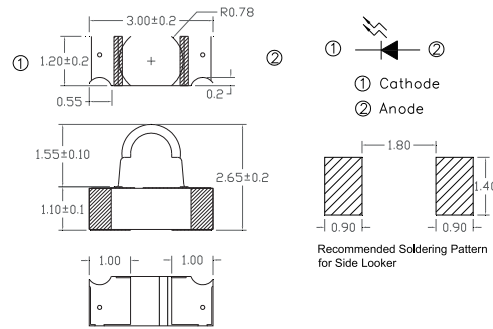


Product	Dimension (mm)	View Angle(°)	V _{F_Typ} (V)	V _{F_Max} (V)	λ _p (nm)	I _{e_Min} (mW/sr)	I _{e_Typ} (mW/sr)
SIR234	3	30	1.46	1.65	850	7.8	15
HIR234C	3	30	1.3	1.6	875	5.6	9.3

Infrared LED and Silicon Detector | Emitter | SMD



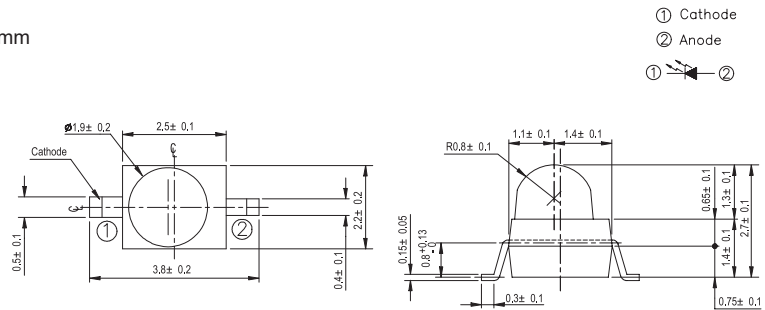
UNIT : mm




Product	Dimension (mm)	View Angle(°)	V _{F_Typ} (V)	V _{F_Max} (V)	λ _p (nm)	I _{e_Min} (mW/sr)	I _{e_Typ} (mW/sr)
IR26-61C/L746/R/TR8	3.0x1.2x2.65	20	1.25	1.5	940	4	8



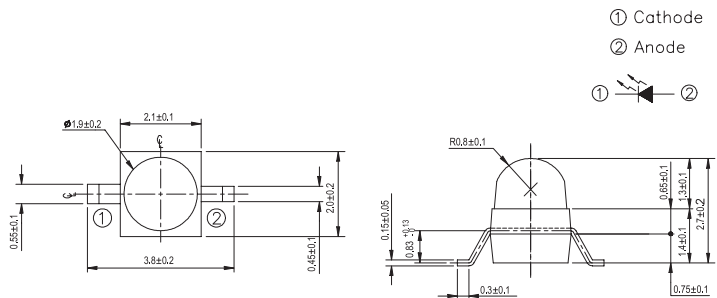
UNIT : mm



Product	Dimension (mm)	View Angle(°)	V _{F_Typ} (V)	V _{F_Max} (V)	λ _p (nm)	I _{e_Min} (mW/sr)	I _{e_Typ} (mW/sr)
IR91-21C	2.5x2.2x2.7	25	1.2	1.5	940	3	5
IR91-21C/TR10	2.5x2x2.7	25	1.2	1.5	940	3	5
IR91-21C/TR7	2.5x2x2.7	25	1.2	1.5	940	3	5
SIR91-21C/TR10	2.5x2x2.7	20	1.3	1.6	875	3	5
SIR91-21C/TR7	2.5x2x2.7	20	1.3	1.6	875	3	5



UNIT : mm

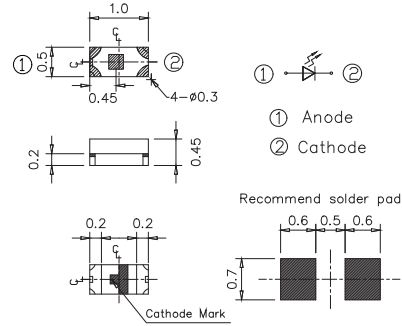


Product	Dimension (mm)	View Angle(°)	V _{F_Typ} (V)	V _{F_Max} (V)	λ _p (nm)	I _{e_Min} (mW/sr)	I _{e_Typ} (mW/sr)
IR95-21C/TR7	2.1x2.0x2.7	25	1.2	1.5	940	3	5
IR95-21C/L491/TR10	2.1x2.0x2.7	20	1.2	1.5	940	20	30
IR95-21C/TR9	2.1x2.0x2.7	25	1.2	1.5	940	3	5
SIR95-21C/TR10	2.1x2.0x2.7	25	1.3	1.6	875	2	4


Infrared LED and Silicon Detector | Emitter | SMD



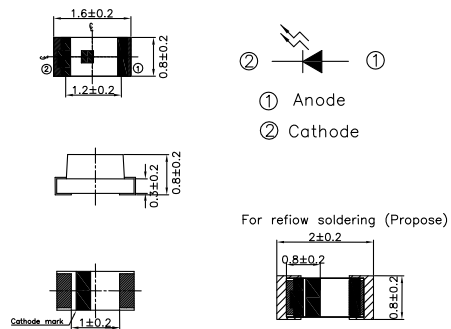
UNIT : mm



Product	Dimension (mm)	View Angle(°)	V _{F_Typ} (V)	V _{F_Max} (V)	λ _p (nm)	I _{e_Min} (mW/sr)	I _{e_Typ} (mW/sr)
HIR16-213C/L423/TR8	1.0x0.5x0.45	145	1.45	1.65	850	0.5	1.5
IR16-213C/L510/TR8	1.0x0.5x0.45	120	1.5	1.9	940	0.5	2.35



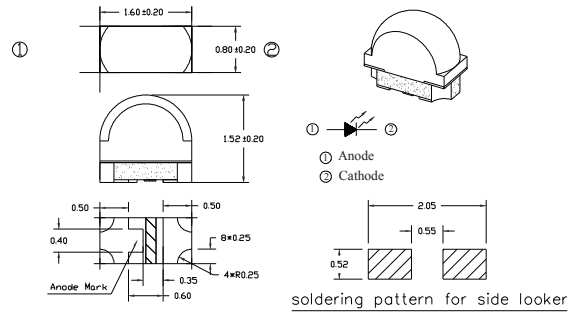
UNIT : mm



Product	Dimension (mm)	View Angle(°)	V _{F_Typ} (V)	V _{F_Max} (V)	λ _p (nm)	I _{e_Min} (mW/sr)	I _{e_Typ} (mW/sr)
HIR19-21C/L11/TR8	1.6x0.8x0.8	145	1.45	1.65	850	0.2	0.8
HIR19-21C/L289/TR8	1.6x0.8x0.8	145	1.45	1.67	850	1	1.85
IR19-21C/TR8	1.6x0.8x0.8	150	1.2	1.5	940	0.2	0.7
SIR19-21C/TR8	1.6x0.8x0.8	145	1.3	1.6	875	0.2	0.5




UNIT : mm

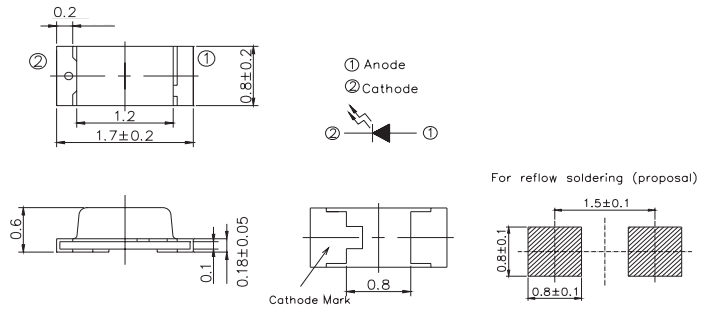


Product	Dimension (mm)	View Angle(°)	V _{F_Typ} (V)	V _{F_Max} (V)	λ _p (nm)	I _{e_Min} (mW/sr)	I _{e_Typ} (mW/sr)
HIR83-01B/TR8	1.6x0.8x1.52	100(X) 40(Y)	1.4	1.7	850	2	5
IR83-01C/2H	1.6x0.8x1.52	115(X) 55(Y)	1.2	1.5	940	2	2.6


Infrared LED and Silicon Detector | Emitter | SMD



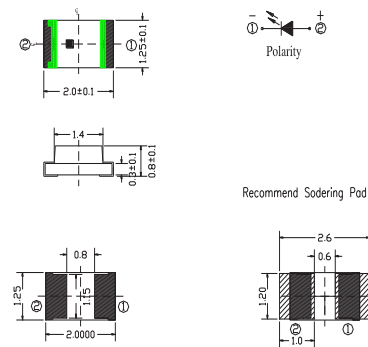
UNIT : mm




Product	Dimension (mm)	View Angle(°)	V _{F_Typ} (V)	V _{F_Max} (V)	λ _p (nm)	I _{e_Min} (mW/sr)	I _{e_Typ} (mW/sr)
IR19-315C/TR8	1.7x0.8x0.6	140	1.2	1.5	940	0.2	0.6
HIR19-315C/L825/TR8	1.7x0.8x0.6	140	1.4	1.8	850	2.3	2.6
SIR19-315/TR8	1.7x0.8x0.6	140	1.35	1.7	870	1	1.3



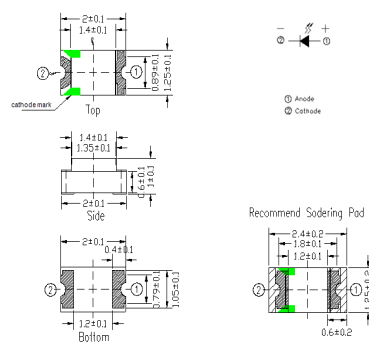
UNIT : mm



Product	Dimension (mm)	View Angle(°)	V _{F_Typ} (V)	V _{F_Max} (V)	λ _p (nm)	I _{e_Min} (mW/sr)	I _{e_Typ} (mW/sr)
HIR17-215C/L289/TR8	2.0x1.25x0.8	140	1.55@100mA	1.8@100mA	850	10@100mA	12@100mA




UNIT : mm



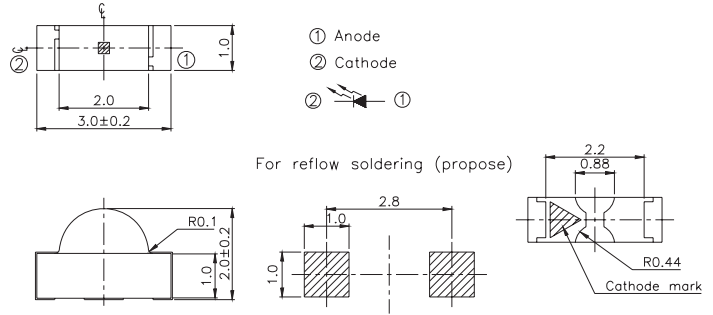
Product	Dimension (mm)	View Angle(°)	V _{F_Typ} (V)	V _{F_Max} (V)	λ _p (nm)	I _{e_Min} (mW/sr)	I _{e_Typ} (mW/sr)
IR17-21C/TR8	2.0x1.25x1	120	1.2	1.5	940	0.2	0.8
HIR17-21C/L289/TR8	2.0x1.25x1	140	1.4	1.7	850	1.6	2

Infrared LED and Silicon Detector

Infrared LED and Silicon Detector | Emitter | SMD



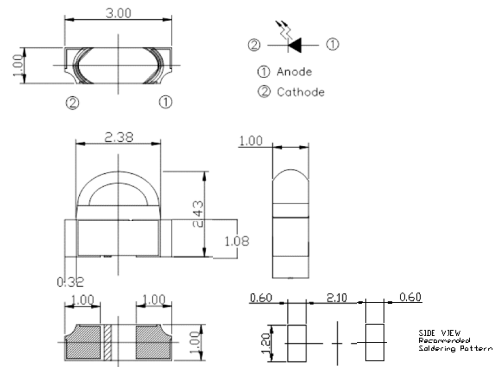
UNIT : mm



Product	Dimension (mm)	View Angle(°)	V _{F_Typ} (V)	V _{F_Max} (V)	λ _p (nm)	I _{e_Min} (mW/sr)	I _{e_Typ} (mW/sr)
HIR12-21C/TR8	3.0x1.0x2.0	145	1.45	1.65	850	0.7	1.3
IR12-21C/TR8	3.0x1.0x2.0	160	1.2	1.5	940	0.5	0.8
SIR12-21C/TR8	3.0x1.0x2.0	160	1.3	1.6	875	0.5	0.9



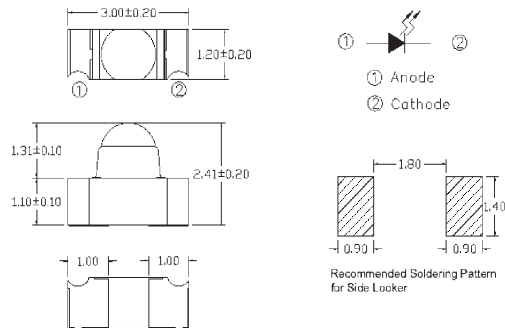
UNIT : mm



Product	Dimension (mm)	View Angle(°)	V _{F_Typ} (V)	V _{F_Max} (V)	λ _p (nm)	I _{e_Min} (mW/sr)	I _{e_Typ} (mW/sr)
IR26-91C/L510/2D	3.0x1.0x2.43	130(X)20(Y)	1.3	1.6	940	-	8
IR26-91C/2D	3.0x1.0x2.43	130(X)20(Y)	1.2	1.6	940	5	8




UNIT : mm

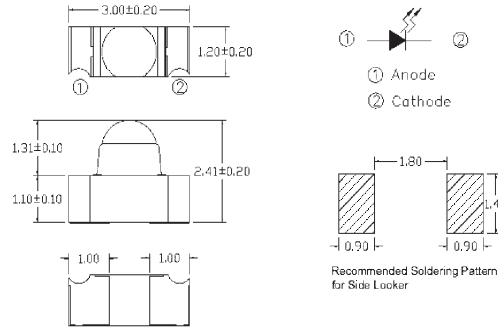


Product	Dimension (mm)	View Angle(°)	V _{F_Typ} (V)	V _{F_Max} (V)	λ _p (nm)	I _{e_Min} (mW/sr)	I _{e_Typ} (mW/sr)
IR26-71C/L447/S63/TR8	3.0x1.2x2.4	50	1.3	1.6	940	5	8.5

Infrared LED and Silicon Detector | Emitter | SMD



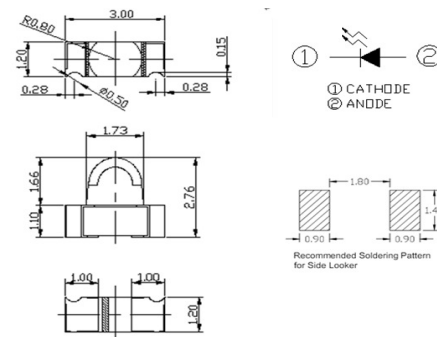
UNIT : mm




Product	Dimension (mm)	View Angle(°)	V _{F_Typ} (V)	V _{F_Max} (V)	λ _p (nm)	I _{e_Min} (mW/sr)	I _{e_Typ} (mW/sr)
IR26-61C/L510/R/2G	3.0x1.2x2.65	20	1.2	1.5	940	10	24
IR26-61C/L745/TR8	3.0x1.2x2.65	30	1.2	1.5	940	13	20
IR26-61C/L746/R/TR8	3.0x1.2x2.65	20	1.25	1.5	940	4	8



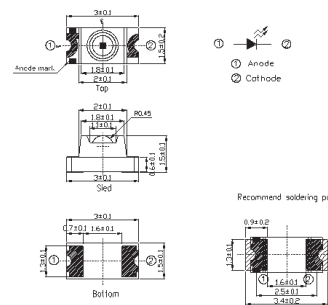
UNIT : mm



Product	Dimension (mm)	View Angle(°)	V _{F_Typ} (V)	V _{F_Max} (V)	λ _p (nm)	I _{e_Min} (mW/sr)	I _{e_Typ} (mW/sr)
IR29-01C/L510/R/TR8	3.0x1.2x2.76	15	1.3	1.6	940	20	25



UNIT : mm



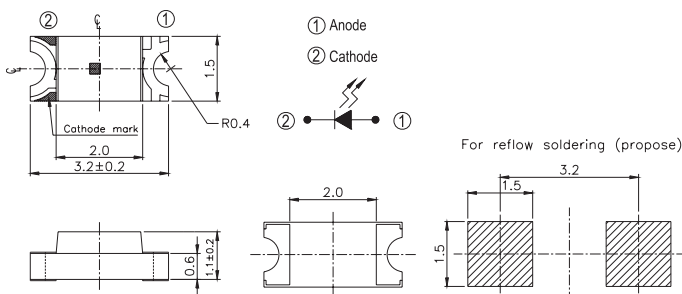
Product	Dimension (mm)	View Angle(°)	V _{F_Typ} (V)	V _{F_Max} (V)	λ _p (nm)	I _{e_Min} (mW/sr)	I _{e_Typ} (mW/sr)
HIR11-21C/L11/TR8	3.0x1.5x1.5	75	1.45	1.65	850	1	2
IR11-21C/L491/TR8	3.0x1.5x1.5	80	1.3	1.7	940	1	2.8
IR11-21C/TR8	3.0x1.5x1.5	100	1.2	1.5	940	0.5	1.6

Infrared LED and Silicon Detector


Infrared LED and Silicon Detector | Emitter | SMD



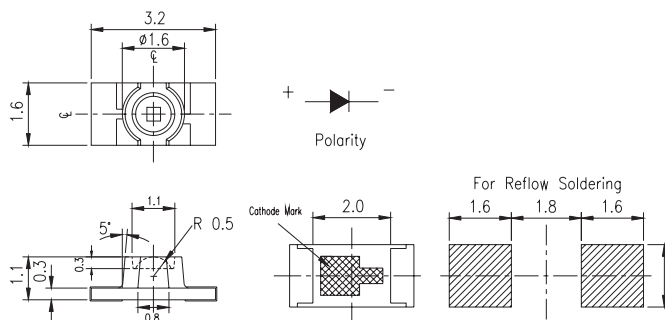
UNIT : mm




Product	Dimension (mm)	View Angle(°)	V _{F_Typ} (V)	V _{F_Max} (V)	λ _p (nm)	I _{e_Min} (mW/sr)	I _{e_Typ} (mW/sr)
IR15-21C/TR8	3.2x1.5x1.1	160	1.2	1.5	940	0.2	0.8
HIR15-21C/TR8	3.2x1.5x1.1	150	1.45	1.65	850	0.5	1.5



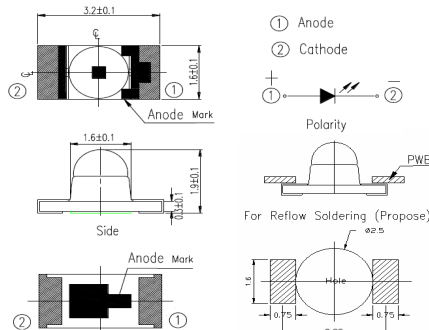
UNIT : mm



Product	Dimension (mm)	View Angle(°)	V _{F_Typ} (V)	V _{F_Max} (V)	λ _p (nm)	I _{e_Min} (mW/sr)	I _{e_Typ} (mW/sr)
HIR25-21C/L289/2T	3.2x1.6x1.0	60	1.4	1.7	850	4	5
HIR25-21C/L423/TR8	3.2x1.6x1.1	70	1.45	1.65	850	3	5.5
IR25-21C/TR8	3.2x1.6x1.1	160	1.2	1.5	940	0.5	1.5




UNIT : mm

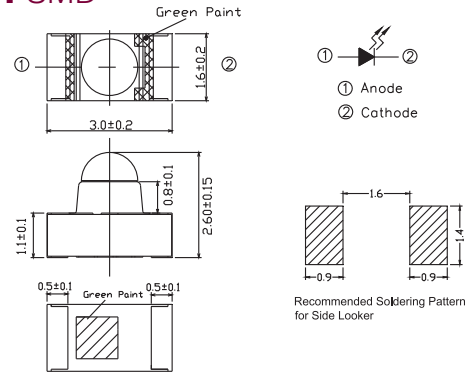


Product	Dimension (mm)	View Angle(°)	V _{F_Typ} (V)	V _{F_Max} (V)	λ _p (nm)	I _{e_Min} (mW/sr)	I _{e_Typ} (mW/sr)
HIR26-21C/L289/TR8	3.2x1.6x1.9	25	1.4	1.7	850	10	17
HIR26-21C/L423/TR8	3.2x1.6x1.9	20	1.45	1.7	850	14	16
IR26-21C/L110/TR8	3.2x1.6x1.9	20	1.2	1.5	940	1	3
IR26-21C/L447/CT	3.2x1.6x1.9	25	1.3	1.5	940	11	18


Infrared LED and Silicon Detector | Emitter | SMD



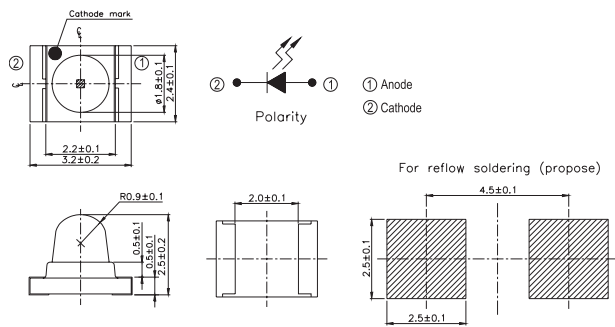
UNIT : mm



Product	Dimension (mm)	View Angle(°)	V _{F_Typ} (V)	V _{F_Max} (V)	λ _p (nm)	I _{e_Typ} (mW/sr) IF=20mA	I _{e_Typ} (mW/sr) IF=100mA
IR26-51C/L110/TR8	3.2x1.6x2.6	20	1.2	1.5	940	1	3.5
IR26-51C/L510/TR8	3.2x1.6x2.6	20	1.3	1.7	940	9	12
HIR26-51C/L423/TR8	3.2x1.6x2.6	25	1.4	1.6	850	9	18



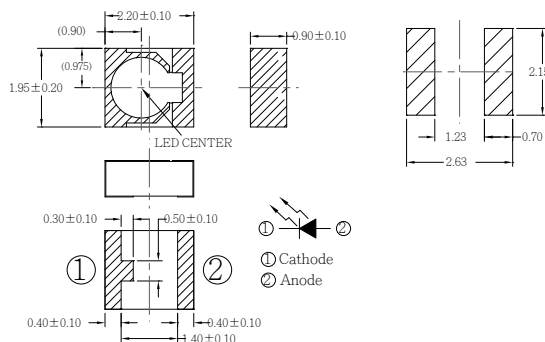
UNIT : mm



Product	Dimension (mm)	View Angle(°)	V _{F_Typ} (V)	V _{F_Max} (V)	λ _p (nm)	I _{e_Min} (mW/sr)	I _{e_Typ} (mW/sr)
IR42-21C/TR8	3.2x2.4x2.5	30	1.2	1.5	940	1	3
HIR42-21C/L289/TR8	3.2x2.4x2.5	20	1.4	1.6	850	11	30




UNIT : mm



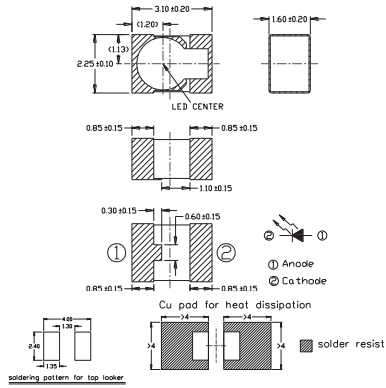
Product	Dimension (mm)	View Angle(°)	V _{F_Typ} (V)	V _{F_Max} (V)	λ _p (nm)	I _{e_Min} (mW/sr)	I _{e_Typ} (mW/sr)
IR91-01C/L491/2R	2.2x1.95x0.90	40	1.4	1.7	940	25@70mA	50@70mA

Infrared LED and Silicon Detector

Infrared LED and Silicon Detector | Emitter | SMD



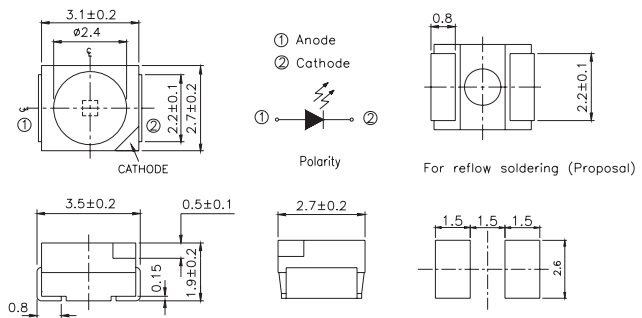
UNIT : mm



Product	Dimension (mm)	View Angle(°)	V _{F_Typ} (V)	V _{F_Max} (V)	λ _p (nm)	I _{e_Min} (mW/sr)	I _{e_Typ} (mW/sr)
HIR89-01C-1R	3.1x2.25x1.6	30	1.4	1.7	850	40@70mA, tp=20ms	-
IR89-01C/L447/1R	3.1x2.25x1.6	30	1.75@100mA	2.2@100mA	940	40@70mA	60@70mA



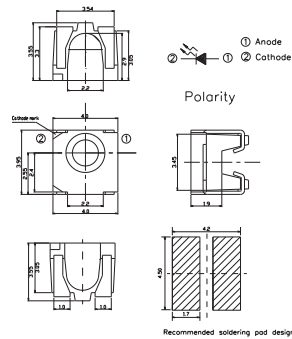
UNIT : mm



Product	Dimension (mm)	View Angle(°)	V _{F_Typ} (V)	V _{F_Max} (V)	λ _p (nm)	I _{e_Min} (mW/sr)	I _{e_Typ} (mW/sr)
SIR67-21C/TR8	3.5x2.7x1.8	120	1.3	1.6	875	0.5	1.1
HIR67-21C/L11/TR8	3.5x2.7x1.9	120	1.45	1.65	850	1	2
IR67-21C/TR8	3.5x2.7x1.9	120	1.2	1.5	940	1	1.5



UNIT : mm

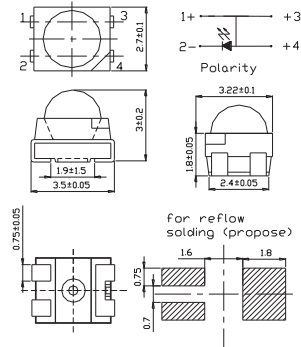


Product	Dimension (mm)	View Angle(°)	V _{F_Typ} (V)	V _{F_Max} (V)	λ _p (nm)	I _{e_Min} (mW/sr)	I _{e_Typ} (mW/sr)
IR57-21C/L491/TR8	4.0x3.95x3.3	120	1.4	1.8	940	1	3
HIR57-21C/TR8	4.0x3.95x3.3	130	1.45	1.65	850	0.5	2.4
SIR57-21C/L294/TR8	4.0x3.95x3.3	125	1.4	1.6	875	2	-


Infrared LED and Silicon Detector | Emitter | SMD



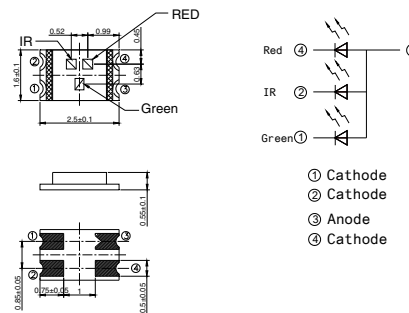
UNIT : mm



Product	Dimension (mm)	View Angle(°)	V _{F_Typ} (V)	V _{F_Max} (V)	λ _p (nm)	I _{e_Min} (mW/sr)	I _{e_Typ} (mW/sr)
HIR67-31JC/L638/TR8	3.5x2.7x3.0	35	2.85	3.3	850	13	20
IR67-41C/L491/TR8	3.5x2.7x1.9	120	1.3	1.6	940	1.5	3.5




UNIT : mm



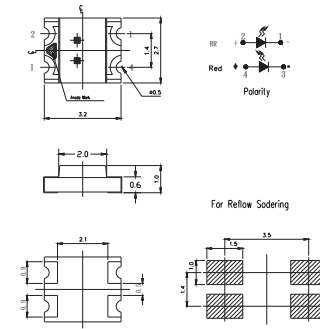
Product	Dimension (mm)	View Angle(°)	V _{F_Typ} (V)	V _{F_Max} (V)	λ _p (nm)	I _{e_Min} (mW/sr)	I _{e_Typ} (mW/sr)
B-IRRG1816CW3-L885-TR8	1.8x1.6x0.6	110(IR)110(R) 110(G)	-	1.8(IR)2.5(R) 2.8(G)	940(IR)660(R) 530(G)	7.5(IR)8(R)8(G)	10(IR)13(R)14(G)
B-IRRG2020CW4-L885-3T	2.0x2.0x0.6	110(IR)105(R) 105(G)	1.4(IR)2(R) 2.5(G)	1.7(IR)2.5(R) 3(G)	940(IR)660(R) 530(G)	3(IR)4.5(R) 2000mcd(G)	-
IRRG25-16C/L491/TR8	2.5x1.6x0.55	120	3.0(G)1.9(R) 1.3(IR)	3.5(G)2.5(R) 1.8(IR)	525(G)660(R) 940(IR)	1200mcd(G) 150mcd(R)1.5(IR)	-

Infrared LED and Silicon Detector


Infrared LED and Silicon Detector | Emitter | SMD



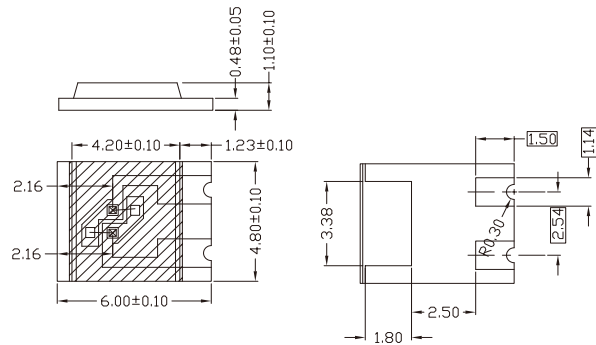
UNIT : mm



Product	Dimension (mm)	View Angle(°)	V _{F_Typ} (V)	V _{F_Max} (V)	λ _p (nm)	I _{e_Min} (mW/sr)	I _{e_Typ} (mW/sr)
BR15-22C/L586/R/TR8	3.2x2.7x1.0	140	1.8(R)1.3(IR)	2.6(R)1.8(IR)	660(R)905(IR)	0.5(R)0.2(IR)	1.5(R)0.5(IR)
IRR15-22C/L491/TR8	3.2x2.7x1.0	120	1.9(R)1.3(IR)	2.5(R)1.7(IR)	660(R)940(IR)	1.0(R)1.0(IR)	2.3(R)2.1(IR)



UNIT : mm

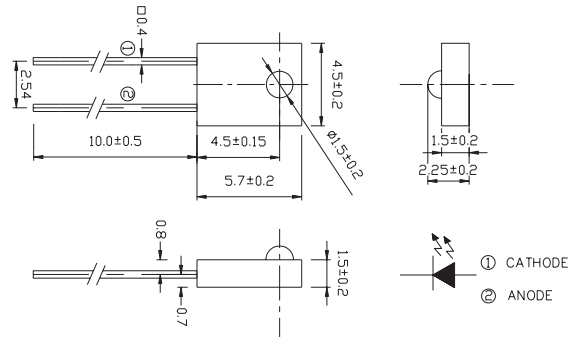


Product	Dimension (mm)	View Angle(°)	V _{F_Typ} (V)	V _{F_Max} (V)	λ _p (nm)	I _{e_Min} (mW/sr)	I _{e_Typ} (mW/sr)
IRR60-48C/L661/TR8	6.0x4.8x1.1	140(R)130(IR)	2.1(R)1.4(IR)	2.5(R)1.6(IR)	660(R)910(IR)	1.0(R)1.0(IR)	2.3(R)1.5(IR)
IRR60-48C/TR8	6.0x4.8x1.1	140(R)130(IR)	2.1(R)1.4(IR)	2.5(R)1.6(IR)	660(R)905(IR)	1(R)0.5(IR)	2.3(R)1(IR)

Infrared LED and Silicon Detector | Emitter | Side Look



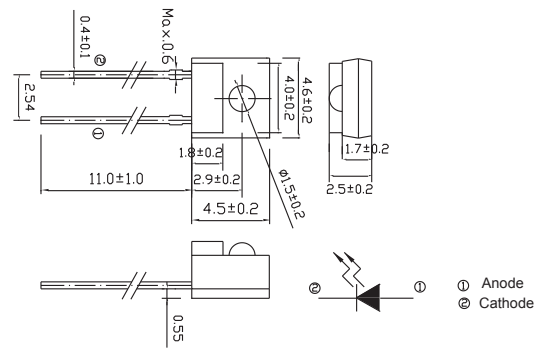
UNIT : mm




Product	Dimension (mm)	View Angle(°)	V _{F_Typ} (V)	V _{F_Max} (V)	λ _p (nm)
IR908-7C-F	4.5x2.25x5.7	40	1.2	1.5	940



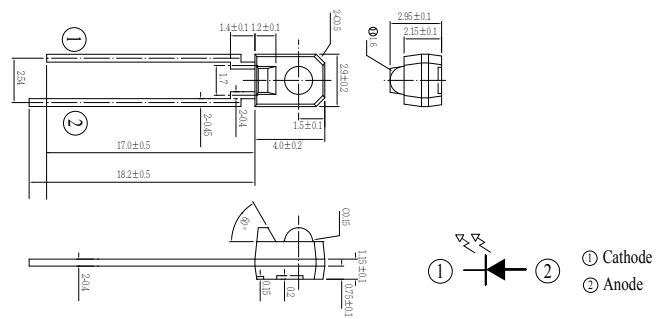
UNIT : mm



Product	Dimension (mm)	View Angle(°)	V _{F_Typ} (V)	V _{F_Max} (V)	λ _p (nm)
IR928-6C-F	4.6x2.5x4.5	20	1.2	1.5	940



UNIT : mm



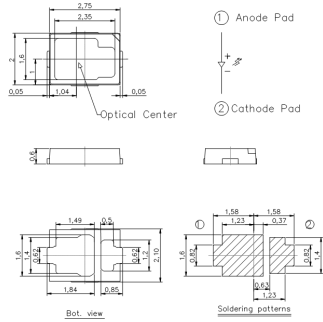
Product	Dimension (mm)	View Angle(°)	V _{F_Typ} (V)	V _{F_Max} (V)	λ _p (nm)
IR968-8C	2.9x4.0x2.9	25	1.2	1.5	940

Infrared LED and Silicon Detector

Infrared LED and Silicon Detector | Emitter | High power




UNIT : mm

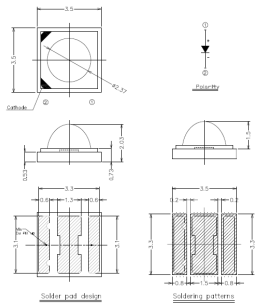


Product	Dimension (mm)	Viewing Angle(°)	VF_Typ (V) (If=1A)	λp(nm)	IE_Typ (mW/sr) (If=1A)	Po_Typ (mW) (If=1A)
IR-S06-P120/L741-P03/TR	2.8x2.0x0.6	120	-	940	-	-

Infrared LED and Silicon Detector




UNIT : mm

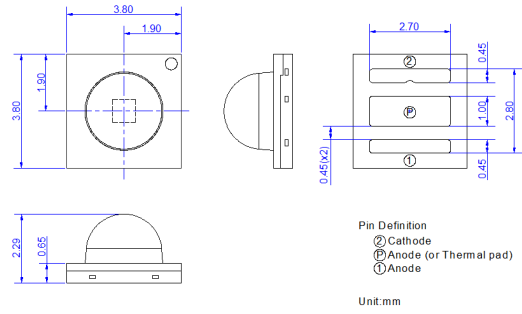


Product	Dimension (mm)	Viewing Angle(°)	VF_Typ (V) (If=1A)	λp(nm)	IE_Typ (mW/sr) (If=1A)	Po_Typ (mW) (If=1A)
HIR-C19D-1N150/L649-P03/TR	3.5x3.5x1.605	150	3.1	850	270	1100
HIR-C19D-1N90/L649-P03/TR	3.5x3.5x2.36	90	3.5	850	560	1300
HIR-C19D-1N40-L649-P03-TR-AM	3.5x3.5x3.44	40	3.2	850	1100	1240


Infrared LED and Silicon Detector | Emitter | High power



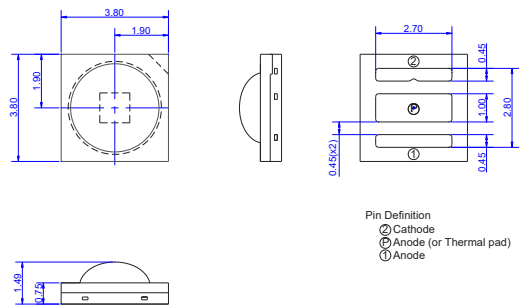
UNIT : mm



Product	Dimension (mm)	Viewing Angle(°)	VF_Typ (V) (If=1A)	λ_p (nm)	IE_Typ (mW/sr) (If=1A)	Po_Typ (mW) (If=1A)
HC-HIR383823C1/L933-050/06T	3.8x3.8x2.66	50	2	850	950	655
HC-HIR383823C1/L933-080/08T	3.8x3.8x2.29	80	1.8	850	485	750
HC-HIR383823C1/L933-090/08T	3.8x3.8x2.25	90	1.77	850	415	725
HC-HIR383822C1/L933-120/08T	3.8x3.8x2.1	120	1.95	850	240	700
HC-HIR383815C1/L933-150/08T	3.8x3.8x1.49	150	1.95	850	170	700
HC-HIR383815C2/L949-150/08T	3.8x3.8x1.49	150	3.25	850	335	1290
HC-HIR383815C1/L947-150/08T	3.8x3.8x1.49	150	1.7	850	195	785




UNIT : mm



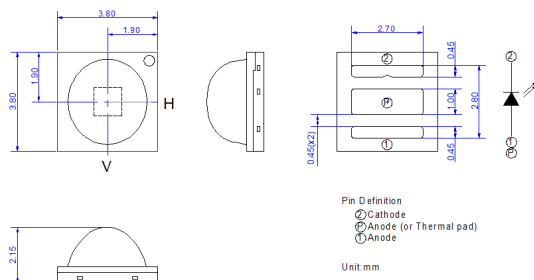
Product	Dimension (mm)	Viewing Angle(°)	VF_Typ (V) (If=1A)	λ_p (nm)	IE_Typ (mW/sr) (If=1A)	Po_Typ (mW) (If=1A)
HC-IR383827C2/L941-050/06T	3.8x3.8x2.66	50	3.35	940	925	1140
HC-IR383827C2/L741-050/06T	3.8x3.8x2.95	50	2.9	940	1220	1265
HC-IR383828C2/L741-060/06T	3.8x3.8x2.79	60	2.9	940	900	1285
HC-IR383823C2/L741-090/08T	3.8x3.8x2.25	90	3.45	940	730	1220
HC-IR383822C2/L741-120/08T	3.8x3.8x2.1	120	2.9	940	420	1330
HC-IR383823C2/L741-150/08T	3.8x3.8x1.49	150	3.06	940	340	1275
HC-IR383822C1/L743-120/08T	3.8x3.8x2.2	120	1.45	940	230	670
HC-IR383815C1/L743-150/08T	3.8x3.8x1.49	150	1.5	940	160	610

Infrared LED and Silicon Detector

Infrared LED and Silicon Detector | Emitter | High power



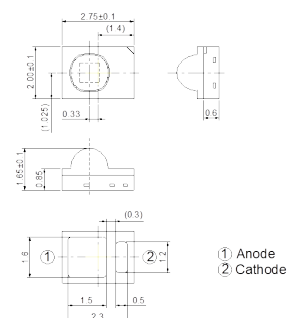
UNIT : mm



Product	Dimension (mm)	Viewing Angle(°)	VF_Typ (V) (If=1A)	λp(nm)	IE_Typ (mW/sr) (If=1A)	Po_Typ (mW) (If=1A)
HC-HIR383822C1/L933-8012/08T	3.8x3.8x2.15	120/80	1.8	850	310	745



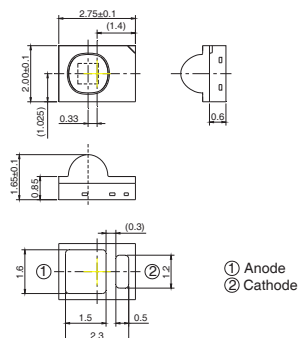
UNIT : mm



Product	Dimension (mm)	Viewing Angle(°)	VF_Typ (V) (If=1A)	λp(nm)	IE_Typ (mW/sr) (If=1A)	Po_Typ (mW) (If=1A)
HC-IR282017C2/L873-060/08T	2.8x2.0x1.65	60	3.8	940	730	1100



UNIT : mm

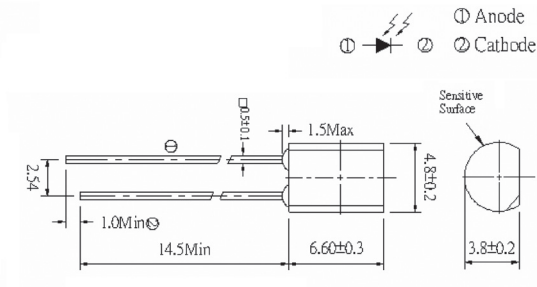


Product	Dimension (mm)	Viewing Angle(°)	VF_Typ (V) (If=800mA)	λp(nm)	Ie_Typ (mW/sr) (If=800mA)	Po_Typ (mW) (If=800mA)
HC-HIR282017C2/L913-060/08T	2.8x2.0x1.65	60	3.3	850	565	650

Infrared LED and Silicon Detector | Photo Diode | Side Look



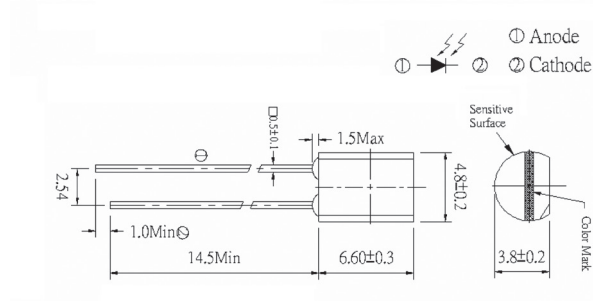
UNIT : mm



Product	Dimension (mm)	λ_p (nm)	I_L _Typ (μ A)	BVR_Min.(V)	ID_Max (nA)
PD438B	4.8x3.8x6.6	940	18	32	30
PD438B/S46	4.8x3.8x6.6	940	18	32	30



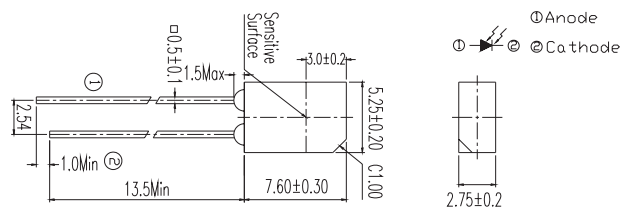
UNIT : mm



Product	Dimension (mm)	λ_p (nm)	I_L _Typ (μ A)	BVR_Min.(V)	ID_Max (nA)
PD438C	4.8x3.8x6.6	940	18	32	30
PD438C/S46	4.8x3.8x6.6	940	18	32	30




UNIT : mm



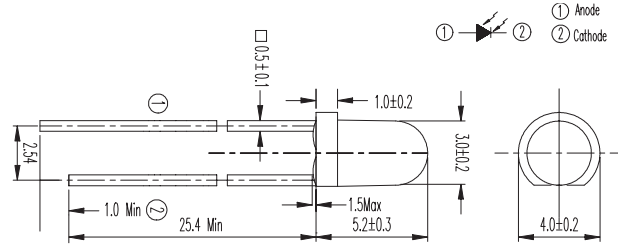
Product	Dimension (mm)	λ_p (nm)	I_L _Typ (μ A)	BVR_Min.(V)	ID_Max (nA)
PD638B	5.2x2.7x7.6	940	18	32	30

Infrared LED and Silicon Detector


Infrared LED and Silicon Detector | Photo Diode | Lamp



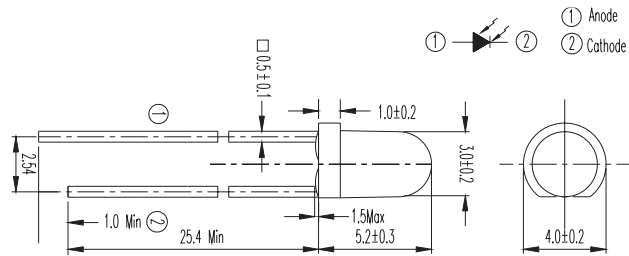
UNIT : mm



Product	Dimension (mm)	λ_p (nm)	I_L _Typ (μ A)	BVR_Min.(V)	ID_Max (nA)
PD204-6C	3	940	3.5	32	10
PD204-6C/L3	3	940	10	32	10




UNIT : mm

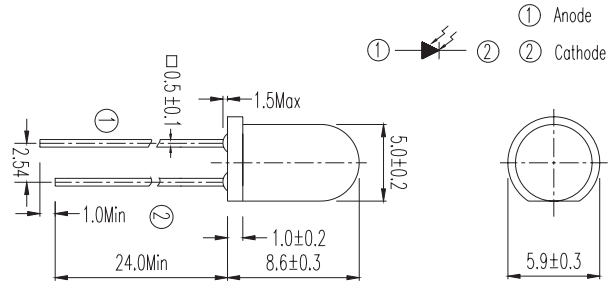


Product	Dimension (mm)	λ_p (nm)	I_L _Typ (μ A)	BVR_Min.(V)	ID_Max (nA)
PD204-6B	3	940	3	32	10
PD204-6B/L3	3	940	6	32	10


Infrared LED and Silicon Detector | Photo Diode | Lamp



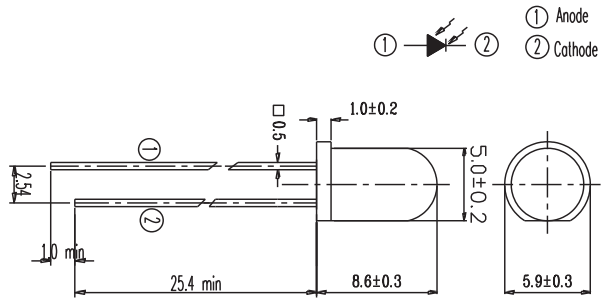
UNIT : mm



Product	Dimension (mm)	λ_p (nm)	I_L _Typ (μ A)	BVR_Min.(V)	ID_Max (nA)
PD333-3C/L793	5	940	33	30	10
PD333-3C/H0/L2	5	940	40	32	30
PD333-3C/H0/L811	5	940	60	35	10




UNIT : mm



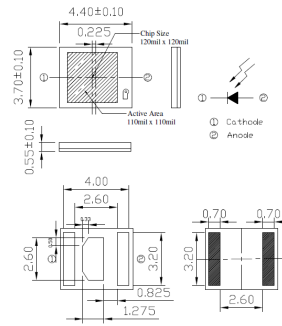
Product	Dimension (mm)	λ_p (nm)	I_L _Typ (μ A)	BVR_Min.(V)	ID_Max (nA)
PD333-3B/L1	5	940	min. 15	32	30
PD333-3B/L2	5	940	35	32	30
PD333-3B/L3	5	940	min. 10	32	10
PD333-3B/L4	5	940	12	32	10
PD333-3B/H0/L2	5	940	35	32	30

Infrared LED and Silicon Detector


Infrared LED and Silicon Detector | Photo Diode | SMD



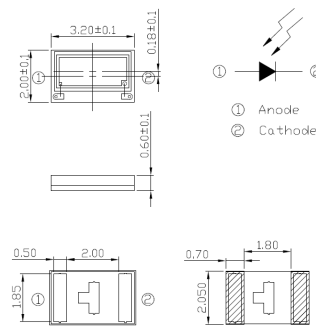
UNIT : mm



Product	Dimension (mm)	λ_p (nm)	I _{L_min} (μ A)	I _{L_typ} (μ A)	B _{VR} (V)
PD44-37C-L753-TR8	4.4x3.7x0.55	880(400~1100)	(IR):29, (R):34, (G):38	(IR):42 (R):39 (G):33	32



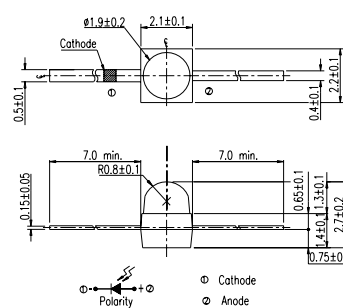
UNIT : mm



Product	Dimension (mm)	λ_p (nm)	I _{L_min} (μ A)	I _{L_typ} (μ A)	B _{VR} (V)
B-PD322006C1/L917/135/3T	3.2x2.0x0.6	820(400~1100)	(IR):8, (R):10, (G):11	(IR):14 (R):16 (G):13	65



UNIT : mm

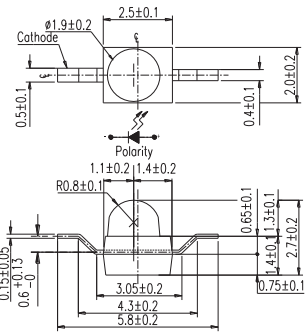


Product	Dimension (mm)	λ_p (nm)	I _{L_min} (μ A)	I _{L_typ} (μ A)	B _{VR} (V)
PD95-21B/TR10	2.1x2x2.7	940	1	4	32

Infrared LED and Silicon Detector | Photo Diode | SMD



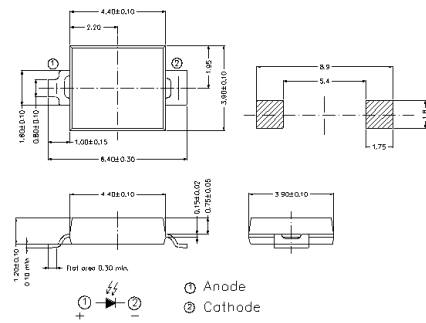
UNIT : mm



Product	Dimension (mm)	λ_p (nm)	I_{L_min} (μ A)	I_{L_typ} (μ A)	B_{VR} (V)
PD91-21B/TR9	2.5x2.2x2.7	940	-	5	32



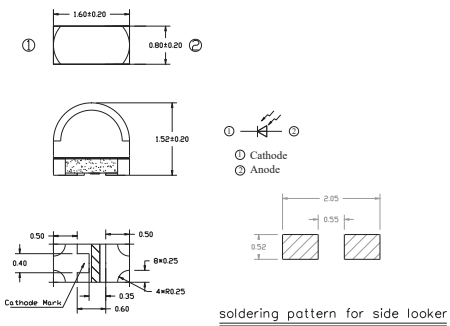
UNIT : mm



Product	Dimension (mm)	λ_p (nm)	I_{L_min} (μ A)	I_{L_typ} (μ A)	B_{VR} (V)
PD70-01B/TR7	4.4x3.9x1.2	940	17	25	32



UNIT : mm



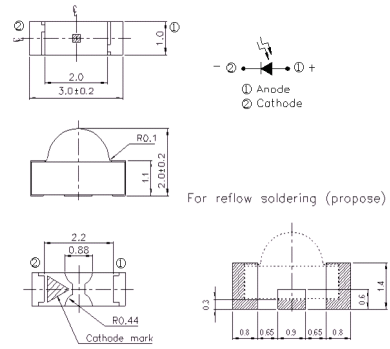
Product	Dimension (mm)	λ_p (nm)	I_{L_min} (μ A)	I_{L_typ} (μ A)	B_{VR} (V)
PD83-01B/L458/2H	1.6x0.8x1.52	940	1.14	2.4	32

Infrared LED and Silicon Detector

Infrared LED and Silicon Detector | Photo Diode | SMD



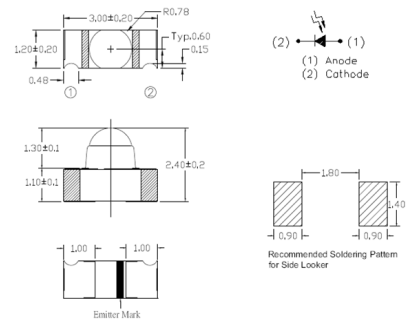
UNIT : mm




Product	Dimension (mm)	λ_p (nm)	I_{L_min} (μ A)	I_{L_typ} (μ A)	B_{VR} (V)
PD12-21B/TR8	3.0x1.0x2.0	940	0.7	1.5	32



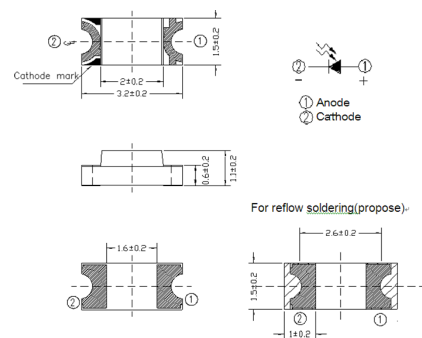
UNIT : mm



Product	Dimension (mm)	λ_p (nm)	I_{L_min} (μ A)	I_{L_typ} (μ A)	B_{VR} (V)
PD26-71B/S63/TR8	3.0x1.2x2.4	940	0.7	2	32




UNIT : mm

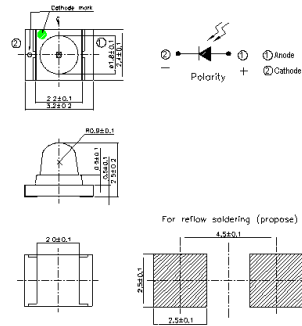


Product	Dimension (mm)	λ_p (nm)	I_{L_min} (μ A)	I_{L_typ} (μ A)	B_{VR} (V)
PD15-21C/TR8	3.2x1.5x1.1	940	0.2	0.9	32


Infrared LED and Silicon Detector | Photo Diode | SMD



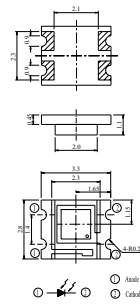
UNIT : mm



Product	Dimension (mm)	λ_p (nm)	I_{l_min} (μ A)	I_{l_typ} (μ A)	B_{VR} (V)
PD42-21C/TR8	3.2x2.4x2.5	940	2	5	32



UNIT : mm

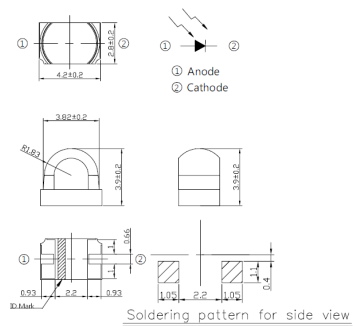


Product	Dimension (mm)	λ_p (nm)	I_{l_min} (μ A)	I_{l_typ} (μ A)	B_{VR} (V)
PD15-22C/TR8	3.2x2.7x1.1	940	4.2	10	32

Infrared LED and Silicon Detector | Photo Diode | SMD



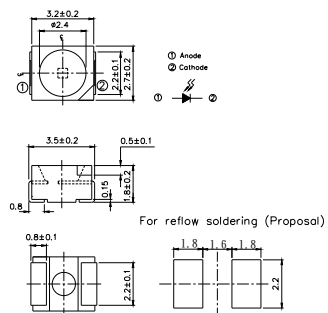
UNIT : mm



Product	Dimension (mm)	λ_p (nm)	I_{l_min} (μ A)	I_{l_typ} (μ A)	B_{VR} (V)
PD28-01B/L609/2C	4.2x2.8x3.9	940	20	25	32



UNIT : mm

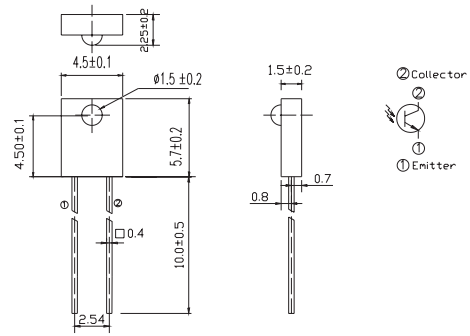


Product	Dimension (mm)	λ_p (nm)	I_{l_min} (μ A)	I_{l_typ} (μ A)	B_{VR} (V)
PD67-21B/TR8	3.5x2.7x1.9	940	1	1.65	32


Infrared LED and Silicon Detector | Photo Transistor | Side Look



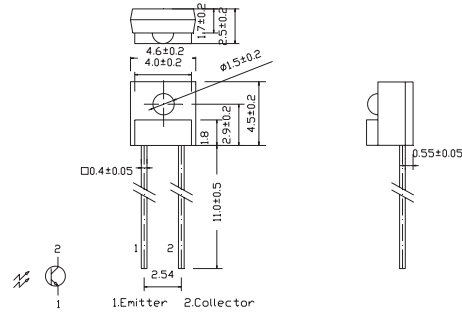
UNIT : mm



Product	Dimension (mm)	λ_p (nm)	Rise / Fall Time (μ S)	$V_{CE(SAT_Max)}$ (V)	$I_{C(ON_Typ)}$ (mA)
PT908-7C-F	4.5x2.25x5.7	940	15/15	0.4	min. 0.8
PT908-7B-F	4.5x2.25x5.7	940	15/15	0.4	min. 0.8



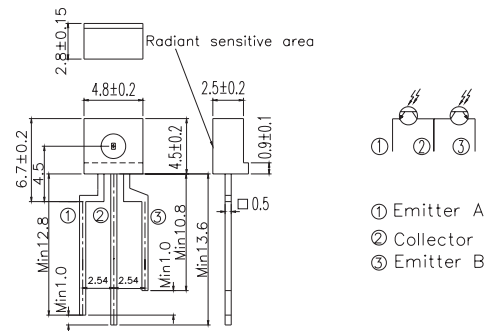
UNIT : mm



Product	Dimension (mm)	λ_p (nm)	Rise / Fall Time (μ S)	$V_{CE(SAT_Max)}$ (V)	$I_{C(ON_Typ)}$ (mA)
PT928-6B-F	4.6x2.5x4.5	940	15/15	0.4	2
PT928-6C-F	4.6x2.5x4.5	940	15/15	0.4	min. 0.7




UNIT : mm

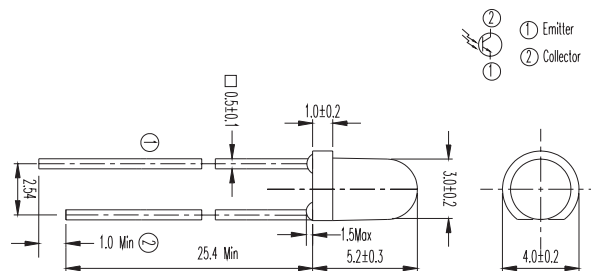


Product	Dimension (mm)	λ_p (nm)	Rise / Fall Time (μ S)	$V_{CE(SAT_Max)}$ (V)	$I_{C(ON_Typ)}$ (mA)
PT2559B/L2-F	4.8x2.8x4.5	940	15/15	0.4	min. 0.129
PT2559B/L2/H2-F	4.8x2.8x4.5	940	15/15	0.4	min. 0.129


Infrared LED and Silicon Detector | Photo Transistor | Lamp



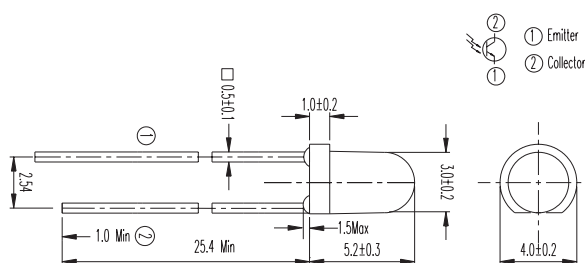
UNIT : mm




Product	Dimension (mm)	λ_p (nm)	Rise / Fall Time (μ S)	$V_{CE(SAT_Max)}$ (V)	$I_{C(ON_Typ)}$ (mA)
PT204-6C	3	940	15/15	0.4	2



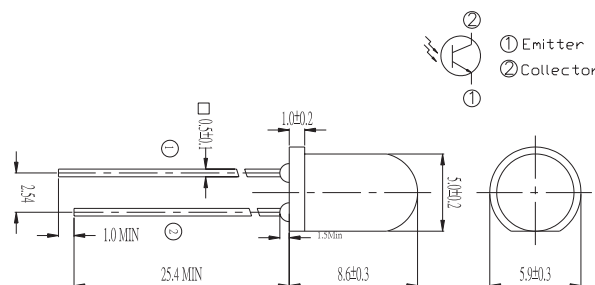
UNIT : mm



Product	Dimension (mm)	λ_p (nm)	Rise / Fall Time (μ S)	$V_{CE(SAT_Max)}$ (V)	$I_{C(ON_Typ)}$ (mA)
PT204-6B	3	940	15/15	0.4	min. 0.7



UNIT : mm

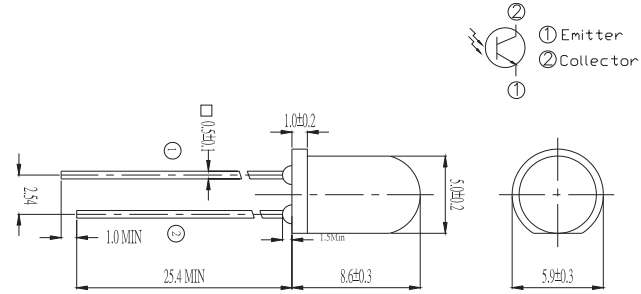


Product	Dimension (mm)	λ_p (nm)	Rise / Fall Time (μ S)	$V_{CE(SAT_Max)}$ (V)	$I_{C(ON_Typ)}$ (mA)
PT333-3C	5	940	15/15	0.4	4


Infrared LED and Silicon Detector | Photo Transistor | Lamp



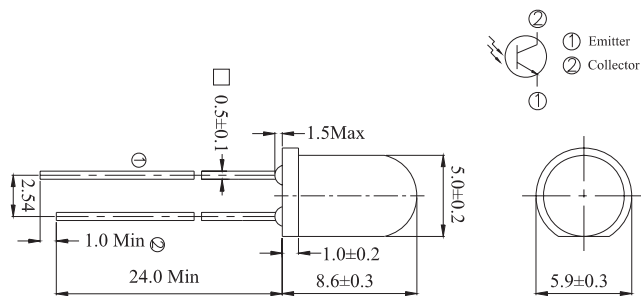
UNIT : mm



Product	Dimension (mm)	λ_p (nm)	Rise / Fall Time (μ S)	$V_{CE(SAT_Max)}$ (V)	$I_{C(ON_Typ)}$ (mA)
PT333-3B	5	940	15/15	0.4	3



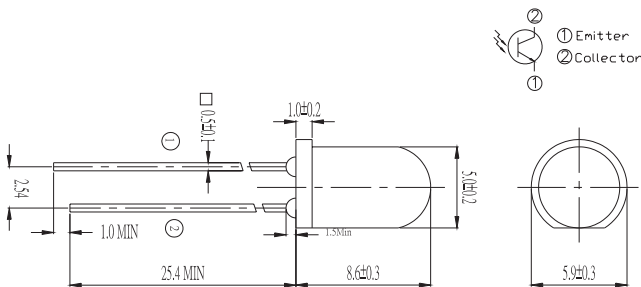
UNIT : mm



Product	Dimension (mm)	λ_p (nm)	Rise / Fall Time (μ S)	$V_{CE(SAT_Max)}$ (V)	$I_{C(ON_Typ)}$ (mA)
PT334-6C	5	940	15/15	0.4	3.5



UNIT : mm




Product	Dimension (mm)	λ_p (nm)	Rise / Fall Time (μ S)	$V_{CE(SAT_Max)}$ (V)	$I_{C(ON_Typ)}$ (mA)
PT334-6B	5	940	15/15	0.4	2

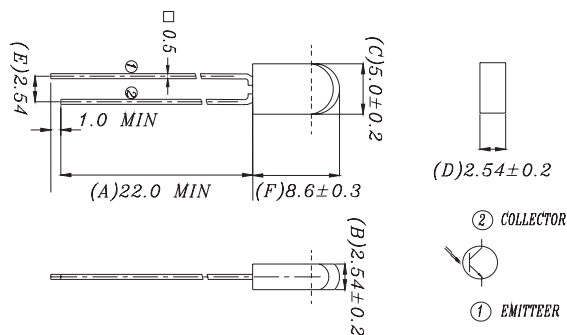
Infrared LED and Silicon Detector

Infrared LED and Silicon Detector | Photo Transistor | Lamp


Infrared LED and Silicon Detector



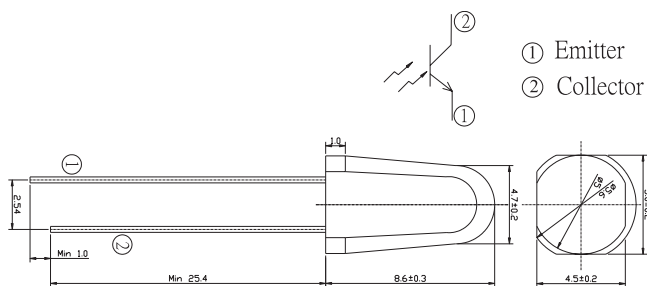
UNIT : mm



Product	Dimension (mm)	λ_p (nm)	Rise / Fall Time (μ S)	$V_{CE(SAT_Max)}$ (V)	$I_{C(ON_Typ)}$ (mA)
PT534-6B	5	980	15/15	0.4	1.2



UNIT : mm

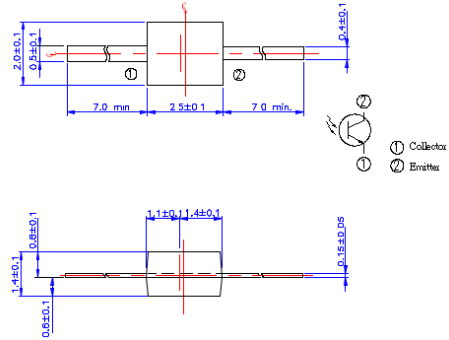


Product	Dimension (mm)	λ_p (nm)	Rise / Fall Time (μ S)	$V_{CE(SAT_Max)}$ (V)	$I_{C(ON_Typ)}$ (mA)
PT1504-6B	5	940	15/15	0.4	4

Infrared LED and Silicon Detector | Photo Transistor | SMD



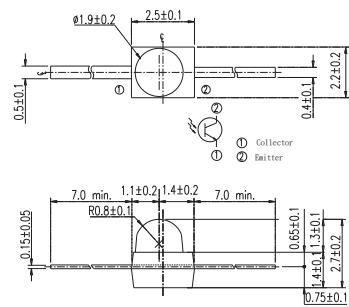
UNIT : mm



Product	Dimension (mm)	λ_p (nm)	$I_{C(on)}_{Min}$ (mA)	$I_{C(on)}_{Typ}$ (mA)	$V_{ce(sat)}_{Max}$ (V)
PT28-21B	2.5x2.0x1.4	940	0.1	0.3	0.4



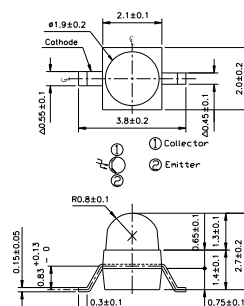
UNIT : mm



Product	Dimension (mm)	λ_p (nm)	$I_{C(on)}_{Min}$ (mA)	$I_{C(on)}_{Typ}$ (mA)	$V_{ce(sat)}_{Max}$ (V)
PT91-21B/L369/TR10	2.5x2.0x2.7	940	2.5	4.5	0.4




UNIT : mm



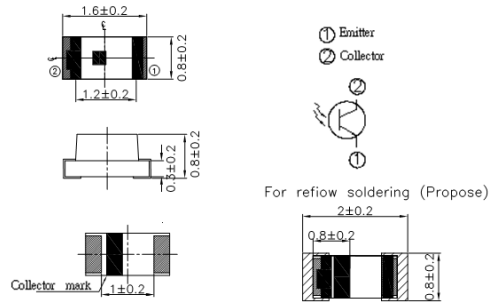
Product	Dimension (mm)	λ_p (nm)	$I_{C(on)}_{Min}$ (mA)	$I_{C(on)}_{Typ}$ (mA)	$V_{ce(sat)}_{Max}$ (V)
PT95-21C/TR7	2.1x2.0x2.7	940	1	1.5	0.4

Infrared LED and Silicon Detector

Infrared LED and Silicon Detector | Photo Transistor | SMD



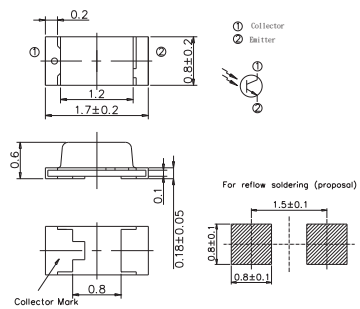
UNIT : mm




Product	Dimension (mm)	λ_p (nm)	$I_{C(on)_Min}$ (mA)	$I_{C(on)_Typ}$ (mA)	$V_{ce(sat)_Max}$ (V)
PT19-21C/L41/TR8	1.6x0.8x0.8	940	0.3	0.6	0.4



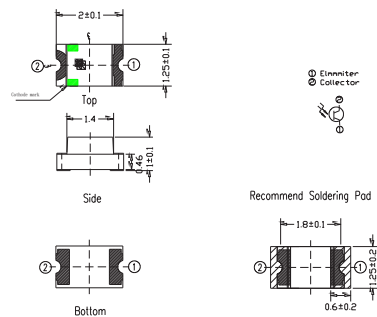
UNIT : mm



Product	Dimension (mm)	λ_p (nm)	$I_{C(on)_Min}$ (mA)	$I_{C(on)_Typ}$ (mA)	$V_{ce(sat)_Max}$ (V)
PT19-315C/TR8	1.7x0.8x0.6	940	0.1	1.5	0.4



UNIT : mm

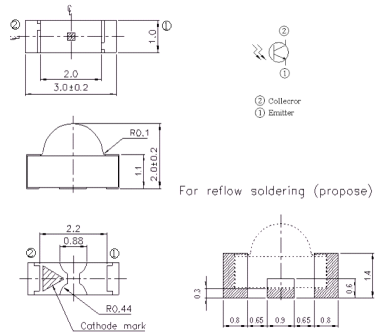


Product	Dimension (mm)	λ_p (nm)	$I_{C(on)_Min}$ (mA)	$I_{C(on)_Typ}$ (mA)	$V_{ce(sat)_Max}$ (V)
PT17-21C/L41/TR8	2.0x1.25x1.0	940	0.3	1	0.4

Infrared LED and Silicon Detector | Photo Transistor | SMD



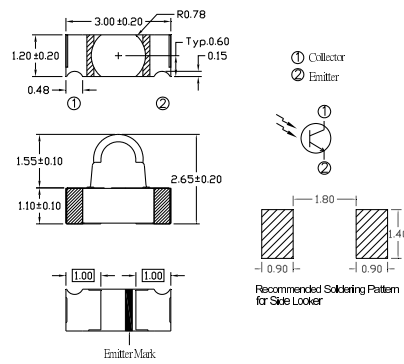
UNIT : mm




Product	Dimension (mm)	λ_p (nm)	$I_{C(on)}_{Min}$ (mA)	$I_{C(on)}_{Typ}$ (mA)	$V_{ce(sat)}_{Max}$ (V)
PT12-21C/TR8	3.0x1.0x2.0	940	0.3	1.14	0.4



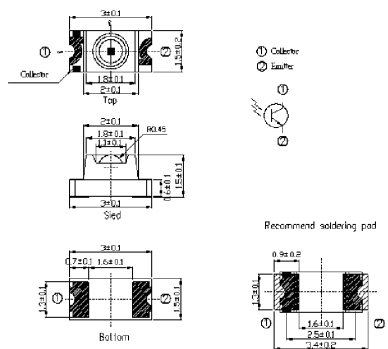
UNIT : mm



Product	Dimension (mm)	λ_p (nm)	$I_{C(on)}_{Min}$ (mA)	$I_{C(on)}_{Typ}$ (mA)	$V_{ce(sat)}_{Max}$ (V)
PT26-61B/TR8	3.0x1.2x1.65	940	1.77	4	0.4




UNIT : mm



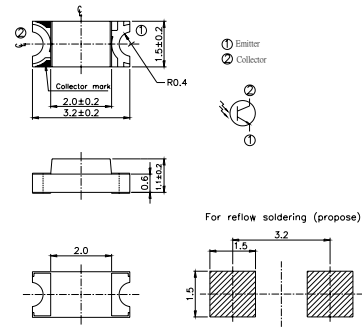
Product	Dimension (mm)	λ_p (nm)	$I_{C(on)}_{Min}$ (mA)	$I_{C(on)}_{Typ}$ (mA)	$V_{ce(sat)}_{Max}$ (V)
PT11-21C/L41/TR8	3.0x1.5x1.5	940	0.3	0.8	0.4

Infrared LED and Silicon Detector


Infrared LED and Silicon Detector | Photo Transistor | SMD



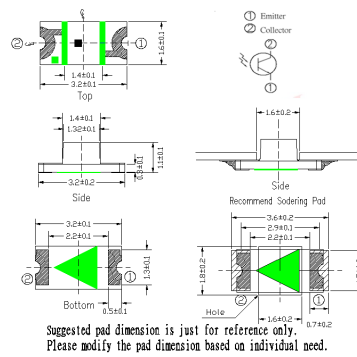
UNIT : mm




Product	Dimension (mm)	λ_p (nm)	$I_{C(on)_Min}$ (mA)	$I_{C(on)_Typ}$ (mA)	$V_{ce(sat)_Max}$ (V)
PT15-21B/TR8	3.2x1.5x1.1	940	0.1	0.3	0.4



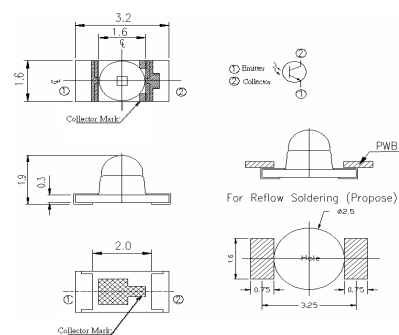
UNIT : mm



Product	Dimension (mm)	λ_p (nm)	$I_{C(on)_Min}$ (mA)	$I_{C(on)_Typ}$ (mA)	$V_{ce(sat)_Max}$ (V)
PT23-21B/TR8	3.2x1.6x1.1	940	0.1	0.35	0.4




UNIT : mm

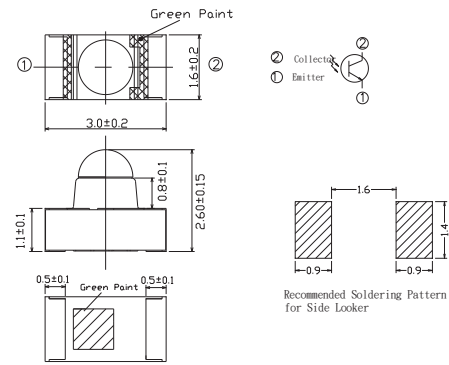


Product	Dimension (mm)	λ_p (nm)	$I_{C(on)_Min}$ (mA)	$I_{C(on)_Typ}$ (mA)	$V_{ce(sat)_Max}$ (V)
PT26-21C/TR8	3.2x1.6x1.9	940	0.3	2.6	0.4

Infrared LED and Silicon Detector | Photo Transistor | SMD



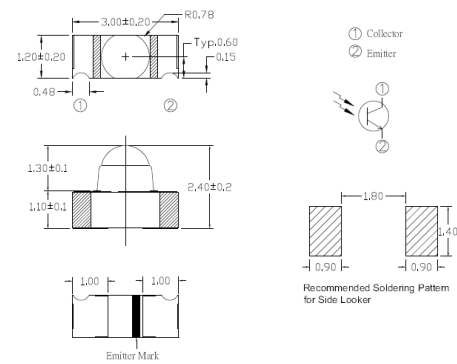
UNIT : mm




Product	Dimension (mm)	λ_p (nm)	$I_{C(on)}_{Min}$ (mA)	$I_{C(on)}_{Typ}$ (mA)	$V_{ce(sat)}_{Max}$ (V)
PT26-51B/T/TR8	3.2x1.6x2.6	940	0.1	1	0.4



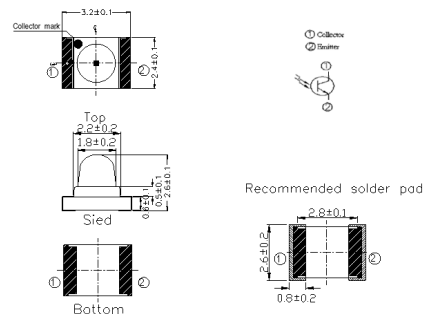
UNIT : mm



Product	Dimension (mm)	λ_p (nm)	$I_{C(on)}_{Min}$ (mA)	$I_{C(on)}_{Typ}$ (mA)	$V_{ce(sat)}_{Max}$ (V)
PT26-71B/TR8	3.2x1.6x2.4	940	1.14	3	0.4



UNIT : mm



Suggested pad dimension is just for reference only. Please modify the pad dimension based on individual need.

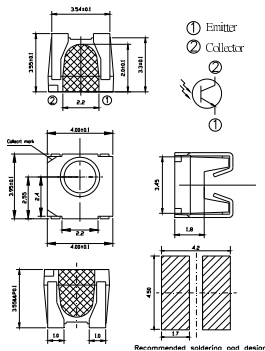
Product	Dimension (mm)	λ_p (nm)	$I_{C(on)}_{Min}$ (mA)	$I_{C(on)}_{Typ}$ (mA)	$V_{ce(sat)}_{Max}$ (V)
PT42-21B/TR8	3.2x2.4x2.5	940	1.77	3	0.4

Infrared LED and Silicon Detector


Infrared LED and Silicon Detector | Photo Transistor | SMD



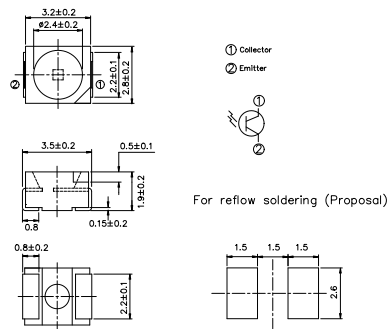
UNIT : mm



Product	Dimension (mm)	λ_p (nm)	$I_{C(on)_{Min}}$ (mA)	$I_{C(on)_{Typ}}$ (mA)	$V_{ce(sat)_{Max}}$ (V)
PT57-21B/TR8	4.0x3.95x3.3	940	0.4	0.8	0.4



UNIT : mm

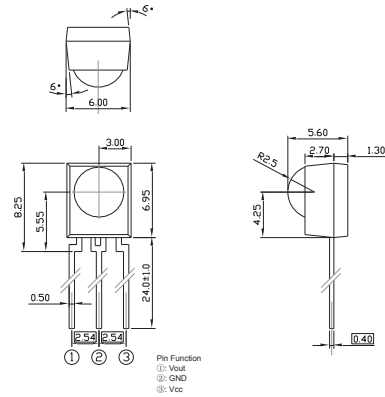


Product	Dimension (mm)	λ_p (nm)	$I_{C(on)_{Min}}$ (mA)	$I_{C(on)_{Typ}}$ (mA)	$V_{ce(sat)_{Max}}$ (V)
PT67-21C/L41/TR8	3.5x2.7x1.8	940	0.3	1	0.4

Infrared Receiver Module | IRM-Dip series



UNIT : mm

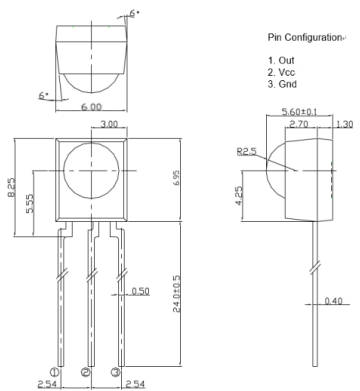


IRM-36xx (Vout-GND-Vcc)

Product	Dimension HxLxD(mm)	Supply Voltage(V)	Carrier Freq. (KHz)	Supply Current Typ. (mA)	Reception Range L0 Typ.(m)	Half viewing angle Horizontal Typ. (degree)	Reception Range L45 typ.(m)
IRM-36xxJ2	8.25x6.0x5.6	2.7~5.5	36/38/40	0.4	20	±45	10
IRM-36xxJ7	8.25x6.0x5.6	3.0~5.5	36/38/40	0.45	20	±45	10
IRM-36xxJ8	8.25x6.0x5.6	2.7~5.5	36/38/40	0.4	20	±45	10
IRM-36xxJ9	8.25x6.0x5.6	4.5~5.5	36/38/40	0.6	20	±35	10
IRM-36xxJ11	8.25x6.0x5.6	2.7~5.5	36/38/40/56	0.5	20	±45	10
IRM-36xxJ14	8.25x6.0x5.6	2.7~5.5	36/38/40/56	0.27	20	±45	10
IRM-36xxJ15	8.25x6.0x5.6	2.7~5.5	36/38/40	0.23	20	±45	10
IRM-36xxJ16	8.25x6.0x5.6	2.7~5.5	36/38/40	0.27	20	±45	10
IRM-36xxJF	8.25x6.0x5.6	2.7~5.5	36/38/40	0.48	15	±45	7
IRM-3600JW	8.25x6.0x5.6	2.7~5.5	20~60	0.3	-	±35	2



UNIT : mm



IRM-35xx (Vout-Vcc-GND)

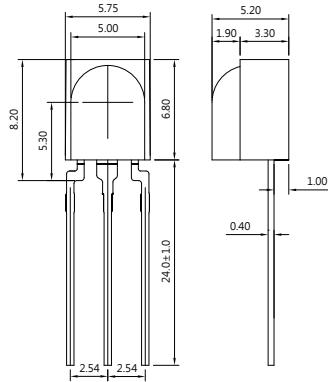
Product	Dimension HxLxD (mm)	Supply Voltage(V)	Carrier Freq. (KHz)	Supply Current Typ. (mA)	Reception Range L0 Typ.(m)	Half viewing angle Horizontal Typ. (degree)	Reception Range L45 typ.(m)
IRM-35xxJ15	8.25x6.0x5.6	2.7~5.5	36/38/40	0.23	20	±45	10
IRM-35xxJ16	8.25x6.0x5.6	2.7~5.5	36/38/40	0.27	20	±45	10

Infrared Receiver Module

Infrared Receiver Module | IRM-Dip series




UNIT : mm

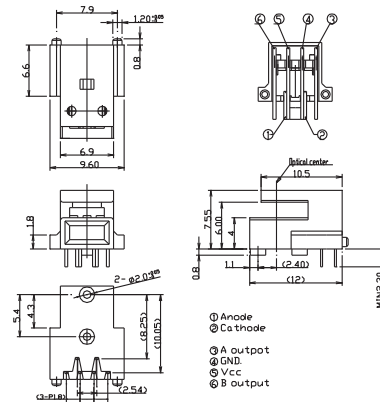


IRM-77xx

Product	Dimension HxLxD (mm)	Supply Voltage(V)	Carrier Freq. (KHz)	Supply Current Typ. (mA)	Reception Range L0 Typ.(m)	Half viewing angle Horizontal Typ. (degree)	Reception Range L45 typ.(m)
IRM-77xxJ16	8.10x5.85x5.15	2.7~5.5	36/38/40	0.27	20	±45	10




UNIT : mm



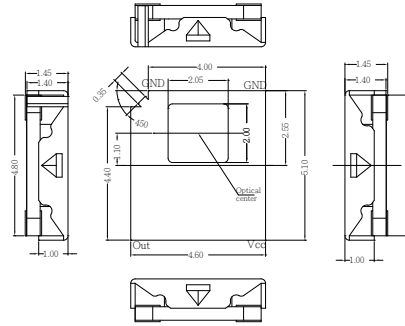
IRM-8601xx

Product	Dimension HxLxD (mm)	Supply Voltage(V)	Carrier Freq. (KHz)	Supply Current Typ. (mA)	Reception Range L0 Typ.(m)	Half viewing angle Horizontal Typ. (degree)	Reception Range L45 typ.(m)
IRM-8601JF	8.95x6.8x6	4.5~5.5	36/38/40	0.48	8	±45	5

Infrared Receiver Module | IRM-SMD series




UNIT : mm



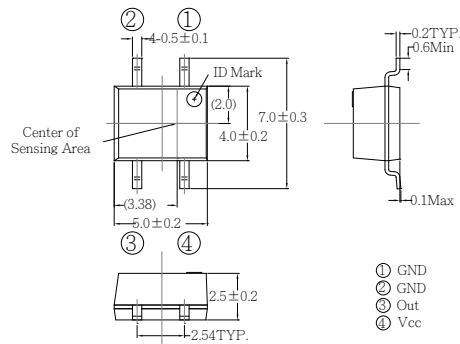
IRM-H2xx

Product	Dimension WxHxD (mm)	Supply Voltage (V)	Carrier Freq. (KHz)	Supply Current Typ. (mA)	Reception Range L0 Typ.(m)	Half viewing angle Typ. (degree)	Reception Range L45 typ.(m)
IRM-H2xxJ2/TR2	5.10x1.45x4.60	2.7~5.5	36/38/40	0.4	14	±45	7
IRM-H2xxJ15/TR2	5.10x1.45x4.60	2.7~5.5	36/38/40	0.23	14	±45	7
IRM-H200JW/TR2	5.10x1.45x4.60	2.7~5.5	20~60	0.3	min. 5	±45	min. 2

Infrared Receiver Module



UNIT : mm



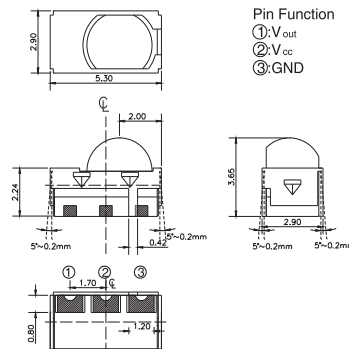
IRM-H9xx

Product	Dimension WxHxD (mm)	Supply Voltage (V)	Carrier Freq. (KHz)	Supply Current Typ. (mA)	Reception Range L0 Typ.(m)	Half viewing angle Typ. (degree)	Reception Range L45 typ.(m)
IRM-H9xxJ2/TR2	5.00x2.50x4.00	2.7~5.5	36/38/40	0.4	min. 8	±45	min. 5
IRM-H9xxJ14/TR2	5.00x2.50x4.00	2.7~5.5	36/38/40/56	0.27	14	±45	7
IRM-H9xxJ15/TR2	5.00x2.50x4.00	2.7~5.5	36/38/40	0.23	14	±45	7

Infrared Receiver Module | IRM-SMD series



UNIT : mm

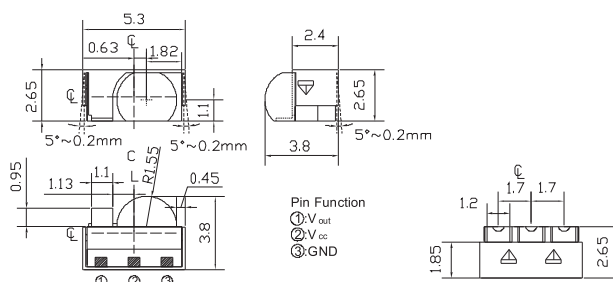


IRM-H5xx

Product	Dimension WxHxD (mm)	Supply Voltage (V)	Carrier Freq. (KHz)	Supply Current Typ. (mA)	Reception Range L0 Typ.(m)	Half viewing angle Typ. (degree)	Reception Range L45 typ.(m)
IRM-H5xxJ14/TR2	5.30x3.65x2.90	2.7~5.5	36/38/40/56	0.27	14	±45	7
IRM-H5xxJ15/TR2	5.30x3.65x2.90	2.7~5.5	36/38/40	0.23	14	±45	7



UNIT : mm



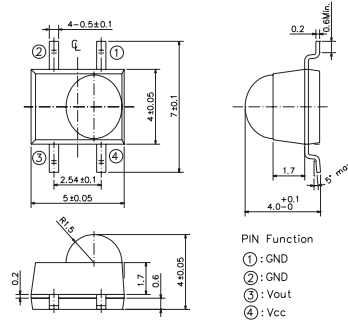
IRM-V5xx

Product	Dimension WxHxD (mm)	Supply Voltage (V)	Carrier Freq. (KHz)	Supply Current Typ. (mA)	Reception Range L0 Typ.(m)	Half viewing angle Typ. (degree)	Reception Range L45 typ.(m)
IRM-V5xxJ14/TR1	5.30x2.65x3.80	2.7~5.5	36/38/40/56	0.27	14	±45	7
IRM-V5xxJ15/TR1	5.30x2.65x3.80	2.7~5.5	36/38/40	0.23	14	±45	7
IRM-V5xxJ16/TR1	5.30x2.65x3.80	2.7~5.5	36/38/40	0.27	14	±45	7

Infrared Receiver Module | IRM-SMD series



UNIT : mm

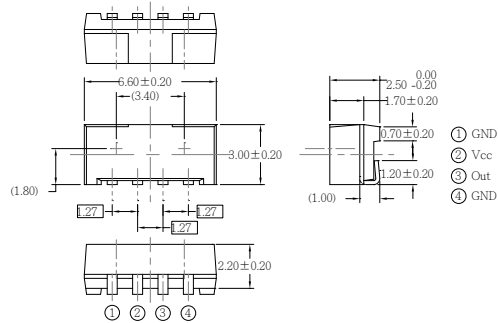


IRM-H6xx

Product	Dimension WxHxD (mm)	Supply Voltage (V)	Carrier Freq. (KHz)	Supply Current Typ. (mA)	Reception Range L0 Typ.(m)	Half viewing angle Typ. (degree)	Reception Range L45 typ.(m)
IRM-H6xxJ7/TR2	5.00x4.00x4.00	2.7~5.5	36/38	0.45	20	±45	10
IRM-H6xxJ14/TR2	5.00x4.00x4.00	2.7~5.5	36/38/40/56	0.27	20	±45	10
IRM-H6xxJ15/TR2	5.00x4.00x4.00	2.7~5.5	36/38/40	0.23	20	±45	10
IRM-H6xxJ16/TR2	5.00x4.00x4.00	2.7~5.5	36/38/40	0.27	20	±45	10



UNIT : mm



IRM-H3xx

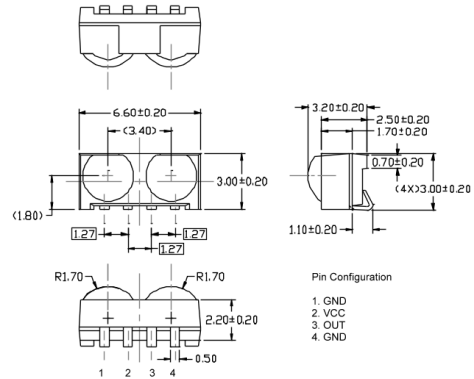
Product	Dimension WxHxD (mm)	Supply Voltage (V)	Carrier Freq. (KHz)	Supply Current Typ. (mA)	Reception Range L0 Typ.(m)	Half viewing angle Typ. (degree)	Reception Range L45 typ.(m)
IRM-H3xxJ14/TR2	6.60x3.00x2.50	2.7~5.5	36/38/40/56	0.27	14	±45	7

Infrared Receiver Module

Infrared Receiver Module | IRM-SMD series



UNIT : mm

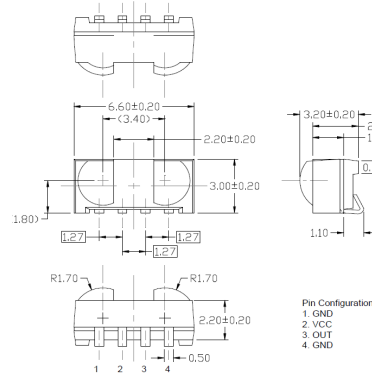


IRM-V8xx

Product	Dimension WxHxD (mm)	Supply Voltage (V)	Carrier Freq. (KHz)	Supply Current Typ. (mA)	Reception Range L0 Typ.(m)	Half viewing angle Typ. (degree)	Reception Range L45 typ.(m)
IRM-V8xxJ12-S/TR1	6.60x3.00x3.20	3.3~5.5	36/38/40	0.45	20	±45	10
IRM-V8xxJ14-S/TR1	6.60x3.00x3.20	2.7~5.5	36/38/40/56	0.27	20	±45	10
IRM-V8xxJ15-S/TR1	6.60x3.00x3.20	2.7~5.5	36/38/40	0.23	20	±45	10
IRM-V8xxJ16-S/TR1	6.60x3.00x3.20	2.7~5.5	36/38/40	0.27	20	±45	10
IRM-V800JW2-S/TR1	6.60x3.00x3.20	2.7~5.5	20~60	0.27	min. 5	±45	min. 2



UNIT : mm



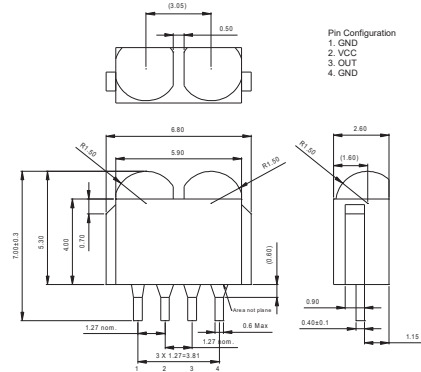
IRM-H8xx-C

Product	Dimension WxHxD (mm)	Supply Voltage (V)	Carrier Freq. (KHz)	Supply Current Typ. (mA)	Reception Range L0 Typ.(m)	Half viewing angle Typ. (degree)	Reception Range L45 typ.(m)
IRM-H8xxJ14-C-S/TR2	6.60x3.20x3.00	2.7~5.5	36/38/40/56	0.27	20	±45	10
IRM-H8xxJ15-C-S/TR2	6.60x3.20x3.00	2.7~5.5	36/38/40	0.23	20	±45	10
IRM-H8xxJ16-C-S/TR2	6.60x3.20x3.00	2.7~5.5	36/38/40	0.27	20	±45	10

Infrared Receiver Module | IRM-SMD series



UNIT : mm

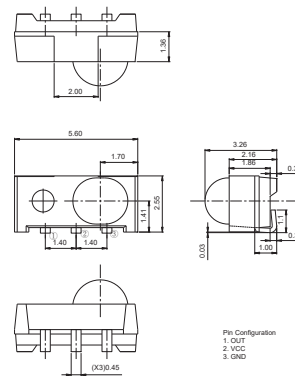


IRM-V11xx

Product	Dimension WxHxD (mm)	Supply Voltage (V)	Carrier Freq. (KHz)	Supply Current Typ. (mA)	Reception Range L0 Typ.(m)	Half viewing angle Typ. (degree)	Reception Range L45 typ.(m)
IRM-V11xxJ16/TR1	6.80x2.60x5.30	2.7~5.5	36/38/40	0.27	20	±45	10




UNIT : mm

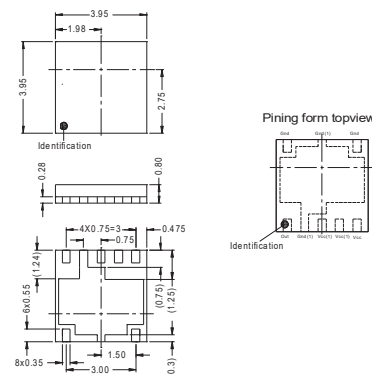


IRM-V16xx

Product	Dimension WxHxD (mm)	Supply Voltage (V)	Carrier Freq. (KHz)	Supply Current Typ. (mA)	Reception Range L0 Typ.(m)	Half viewing angle Typ. (degree)	Reception Range L45 typ.(m)
IRM-V16xxJ18/TR1	2.55x5.60x3.26	3~5.5	36/38/40	0.27	14	±45	7




UNIT : mm



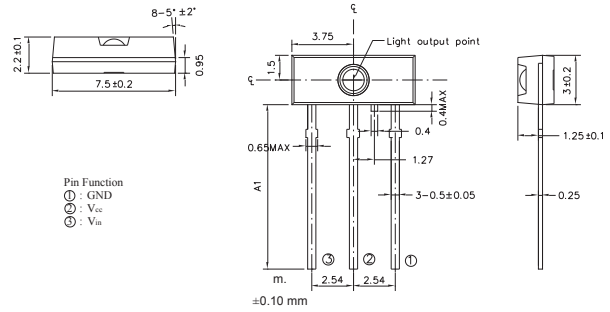
IRM-HQxx (QFN Package)

Product	Dimension WxHxD (mm)	Supply Voltage (V)	Carrier Freq. (KHz)	Supply Current Typ. (mA)	Reception Range L0 Typ.(m)	Half viewing angle Typ. (degree)	Reception Range L45 typ.(m)
IRM-HQxxJ16/TR2	3.95x0.80x3.95	2.7~5.5	36/38/40	0.27	40	±75	34


Optic-Fiber Device (Photo Link) | Transmitter (PLT) Component



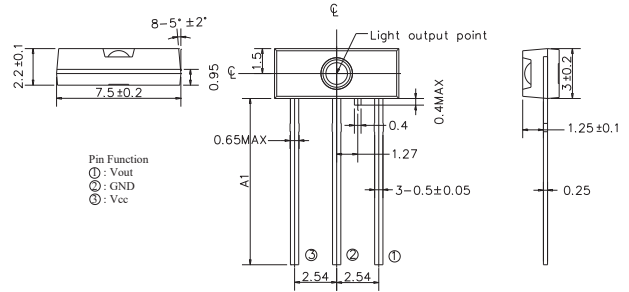
UNIT : mm



Product	Dimension (mm)	Fiber Coupling Receiver Power_Max (dBm)	Fiber Coupling Receiver Power_Min (dBm)	Operation Voltage(V)	Trans - mission Speed (Mb/s)	L/F Thicknes(mm)
PLT137	7.5x3.0x2.2	-15	-21	2.7~5.5	16	0.25
PLT237	7.5x3.0x2.2	-14	-21	3.0~5.0	25	0.25



UNIT : mm



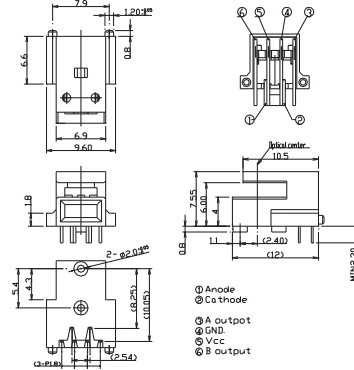
Product	Dimension (mm)	Fiber Coupling Receiver Power_Max (dBm)	Fiber Coupling Receiver Power_Min (dBm)	Operation Voltage(V)	Trans - mission Speed (Mb/s)	L/F Thicknes(mm)
PLR137	7.5x3.0x2.2	-14	-27	2.4~5.5	16	0.25
PLR237	7.5x3.0x2.2	-14	-27	2.4~5.5	25	0.25

Optic-Fiber Device (Photo Link)

Optical Switch | Encoder




UNIT : mm

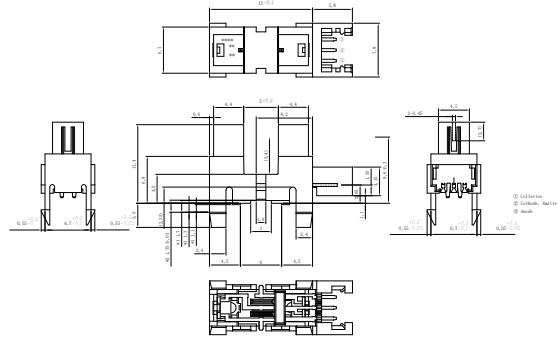


Product	Dimension LxWxH (mm)	Gap Distance (mm)	Supply voltage (V)	Resolution (LPI)	VF_Typ (V)
ECD04Txx20F/TB	9.6x12.0x7.55	2	2.7~5.5	150/300	1.6

Optical Switch | Transmissive Type



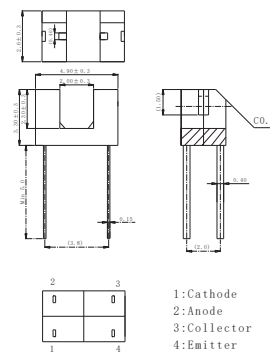
UNIT : mm



Product	Dimension DIP: LxHxW SMD: LxWxH (mm)	Gap Distance (mm)	VF_Typ (V)	VF_Max (V)	VCE(SAT)_Max (V)	IC(ON)_Min (mA)	ICEO_Max. (nA)
ITR1601CT50A/TB	20.8x14.9x7.8	5	1.18	1.4	0.4	0.25	100




UNIT : mm



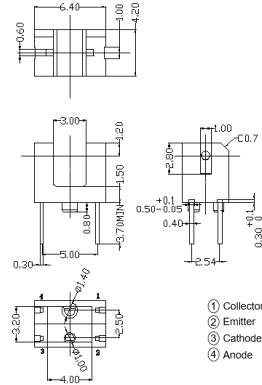
Product	Dimension DIP: LxHxW SMD: LxWxH (mm)	Gap Distance (mm)	VF_Typ (V)	VF_Max (V)	VCE(SAT)_Max (V)	IC(ON)_Min (mA)	ICEO_Max. (nA)
ITR2153DT20A/TB	4.9x2.6x3.3	2	-	1.6	0.4	0.18	100

Optical Switch

Optical Switch | Transmissive Type



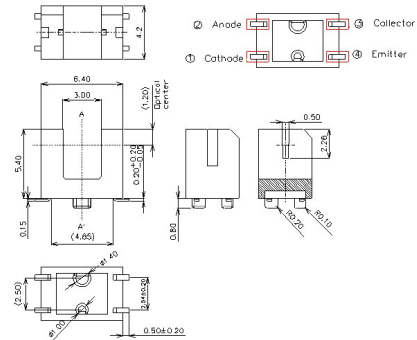
UNIT : mm




Product	Dimension DIP: LxHxW SMD: LxWxH (mm)	Gap Distance (mm)	V _{F_Typ} (V)	V _{F_Max} (V)	V _{CE(SAT)_Max} (V)	I _{C(ON)_Min} (mA)	I _{CEO_Max.} (nA)
ITR20403	6.4x4.2x5.4	3	1.23	1.6	0.4	0.2	100



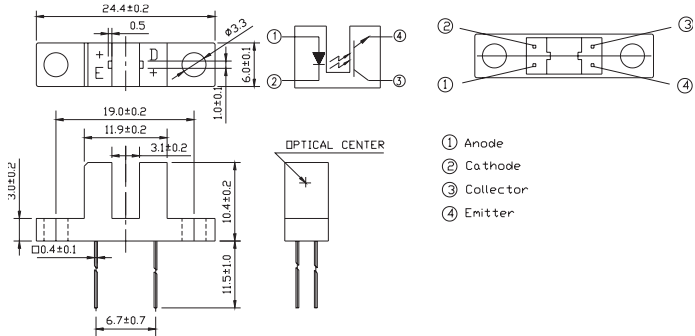
UNIT : mm



Product	Dimension DIP: LxHxW SMD: LxWxH (mm)	Gap Distance (mm)	V _{F_Typ} (V)	V _{F_Max} (V)	V _{CE(SAT)_Max} (V)	I _{C(ON)_Min} (mA)	I _{CEO_Max.} (nA)
ITR2006ST30A/TR	6.4x4.2x5.4	3	1.23	1.6	0.4	0.2	100




UNIT : mm

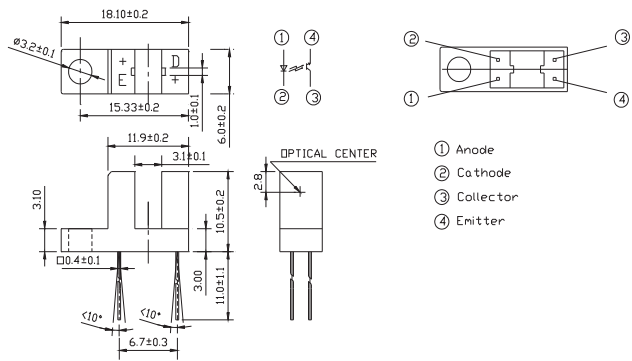


Product	Dimension DIP: LxHxW SMD: LxWxH (mm)	Gap Distance (mm)	V _{F_Typ} (V)	V _{F_Max} (V)	V _{CE(SAT)_Max} (V)	I _{C(ON)_Min} (mA)	I _{CEO_Max.} (nA)
ITR8102	24.4x6.0x10.4	3.1	1.25	1.6	0.4	0.9	100

Optical Switch | Transmissive Type



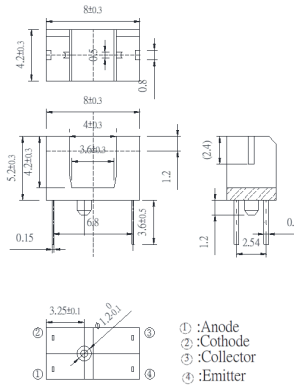
UNIT : mm




Product	Dimension DIP: LxHxW SMD: LxWxH (mm)	Gap Distance (mm)	V _{F_Typ} (V)	V _{F_Max} (V)	V _{CE(SAT)_Max} (V)	I _{C(ON)_Min} (mA)	I _{CEO_Max.} (nA)
ITR8104	18.1x6.0x10.5	3.1	1.2	1.6	0.4	0.5	100



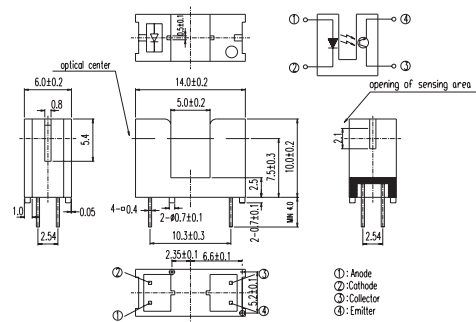
UNIT : mm



Product	Dimension DIP: LxHxW SMD: LxWxH (mm)	Gap Distance (mm)	V _{F_Typ} (V)	V _{F_Max} (V)	V _{CE(SAT)_Max} (V)	I _{C(ON)_Min} (mA)	I _{CEO_Max.} (nA)
ITR2253DT40A/TB	8.0x4.2x5.2	4	1.2	1.6	0.4	0.2	100




UNIT : mm

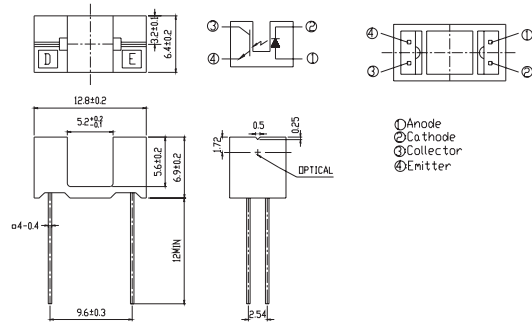


Product	Dimension DIP: LxHxW SMD: LxWxH (mm)	Gap Distance (mm)	V _{F_Typ} (V)	V _{F_Max} (V)	V _{CE(SAT)_Max} (V)	I _{C(ON)_Min} (mA)	I _{CEO_Max.} (nA)
ITR9606-F	14.0x6.0x10.0	5.0	1.2	1.5	0.4	3.0	100


Optical Switch | Transmissive Type



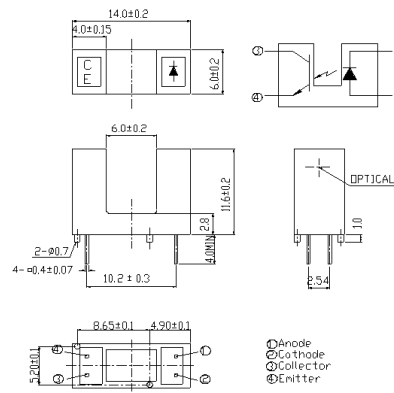
UNIT : mm



Product	Dimension DIP: LxHxW SMD: LxWxH (mm)	Gap Distance (mm)	V _{F_Typ} (V)	V _{F_Max} (V)	V _{CE(SAT)_Max} (V)	I _{C(ON)_Min} (mA)	I _{CEO_Max.} (nA)
ITR9707	12.8x6.4x6.9	5.2	1.2	1.5	0.4	0.5	100



UNIT : mm



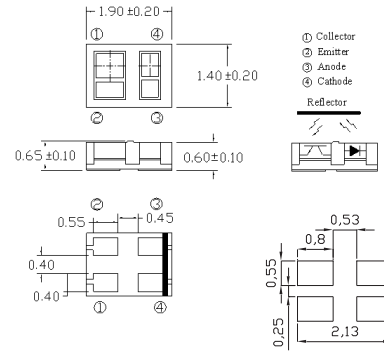
Product	Dimension DIP: LxHxW SMD: LxWxH (mm)	Gap Distance (mm)	V _{F_Typ} (V)	V _{F_Max} (V)	V _{CE(SAT)_Max} (V)	I _{C(ON)_Min} (mA)	I _{CEO_Max.} (nA)
ITR8402-F-A	14.0x6.0x11.6	6	1.2	1.5	0.4	0.5	100

Optical Switch

Optical Switch | Reflective Type



UNIT : mm

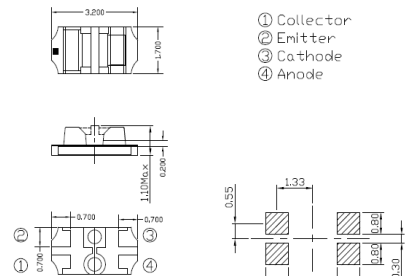


Recommended Soldering Pattern

Product	Dimension DIP: LxHxW SMD: LxWxH (mm)	Reflective Distance (mm)	V _{F_Typ} (V)	V _{F_Max} (V)	V _{CE(SAT)_Max} (V)	I _{C(ON)_Min} (mA)	I _{CEO_Max.} (nA)
ITR1204SR10A/TR	1.9x1.4x0.65	0.7	1.25	1.5	N/A	0.06	100



UNIT : mm

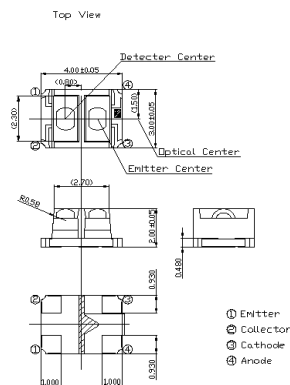


Recommended soldering pad design

Product	Dimension DIP: LxHxW SMD: LxWxH (mm)	Reflective Distance (mm)	V _{F_Typ} (V)	V _{F_Max} (V)	V _{CE(SAT)_Max} (V)	I _{C(ON)_Min} (mA)	I _{CEO_Max.} (nA)
ITR2001SR10A/TR	2.3x1.7x1.1	1	1.25	1.5	N/A	0.13	100



UNIT : mm

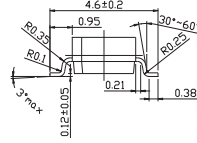
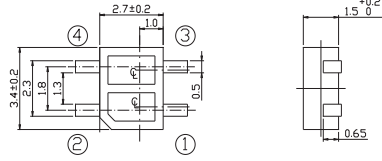


Product	Dimension DIP: LxHxW SMD: LxWxH (mm)	Reflective Distance (mm)	V _{F_Typ} (V)	V _{F_Max} (V)	V _{CE(SAT)_Max} (V)	I _{C(ON)_Min} (mA)	I _{CEO_Max.} (nA)
ITR1502SR40A/TR8	4.0x3.0x2.0	4.0	1.2	1.4	N/A	0.06	100

Optical Switch | Reflective Type



UNIT : mm

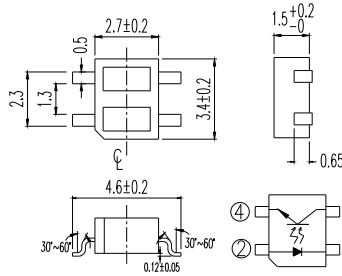


- ① CATHODE
- ② ANODE
- ③ COLLECTOR
- ④ EMITTER

Product	Dimension DIP: LxHxW SMD: LxWxH (mm)	Reflective Distance (mm)	V _{F_Typ} (V)	V _{F_Max} (V)	V _{CE(SAT)_Max} (V)	I _{C(ON)_Min} (mA)	I _{CEO_Max.} (nA)
ITR8307/S17/TR8	4.6x3.4x1.5	1.2	1.2	1.6	0.4	0.18	100
ITR8307/S18/TR8	4.6x3.4x1.5	0.6	1.2	1.6	0.4	0.3	100



UNIT : mm

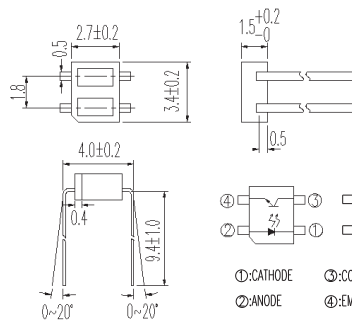


- ①: CATHODE
- ②: ANODE
- ③: COLLECTOR
- ④: EMITTER

Product	Dimension DIP: LxHxW SMD: LxWxH (mm)	Reflective Distance (mm)	V _{F_Typ} (V)	V _{F_Max} (V)	V _{CE(SAT)_Max} (V)	I _{C(ON)_Min} (mA)	I _{CEO_Max.} (nA)
ITR8307/L24/TR8	4.6x3.4x1.5	0.6	1.2	1.6	1	0.5	100



UNIT : mm



- ①: CATHODE
- ②: ANODE
- ③: COLLECTOR
- ④: EMITTER

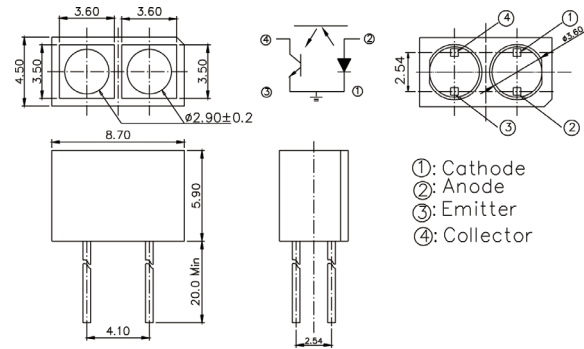
General tolerance: ±0.15mm
UNIT: mm

Product	Dimension DIP: LxHxW SMD: LxWxH (mm)	Reflective Distance (mm)	V _{F_Typ} (V)	V _{F_Max} (V)	V _{CE(SAT)_Max} (V)	I _{C(ON)_Min} (mA)	I _{CEO_Max.} (nA)
ITR8307/F43	3.4x2.7x1.5	0.6	1.2	1.6	N/A	0.1	100
ITR8307/L24/F43	3.4x2.7x1.5	0.6	1.2	1.6	1.0	0.5	100

Optical Switch | Reflective Type



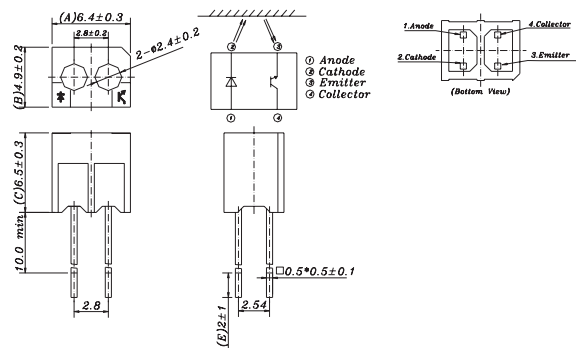
UNIT : mm




Product	Dimension DIP: LxHxW SMD: LxWxH (mm)	Reflective Distance (mm)	V _{F_Typ} (V)	V _{F_Max} (V)	V _{CE(SAT)_Max} (V)	I _{C(ON)_Min} (mA)	I _{CEO_Max.} (nA)
ITR9909	8.7x4.5x5.9	>5	1.2	1.5	0.4	9.0	100



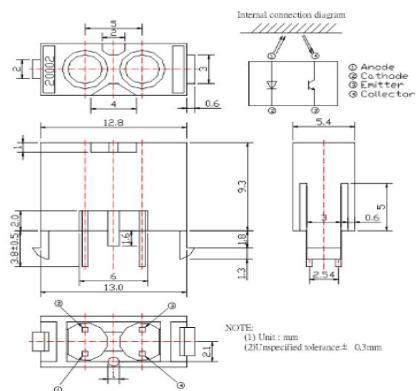
UNIT : mm



Product	Dimension DIP: LxHxW SMD: LxWxH (mm)	Reflective Distance (mm)	V _{F_Typ} (V)	V _{F_Max} (V)	V _{CE(SAT)_Max} (V)	I _{C(ON)_Min} (mA)	I _{CEO_Max.} (nA)
ITR20001/T	6.4x4.9x6.5	>5	1.2	1.5	0.4	0.2	100




UNIT : mm

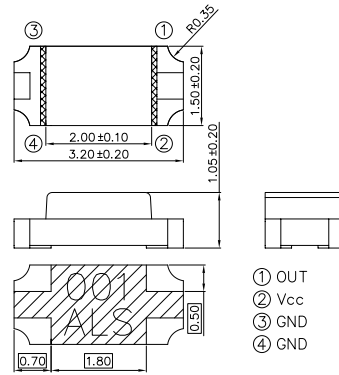


Product	Dimension DIP: LxHxW SMD: LxWxH (mm)	Reflective Distance (mm)	V _{F_Typ} (V)	V _{F_Max} (V)	V _{CE(SAT)_Max} (V)	I _{C(ON)_Min} (mA)	I _{CEO_Max.} (nA)
ITR20002	12.8x5.5x9.3	>5	1.2	1.5	0.4	0.04	100

Optical Sensors | Ambient Light Sensor | Analog



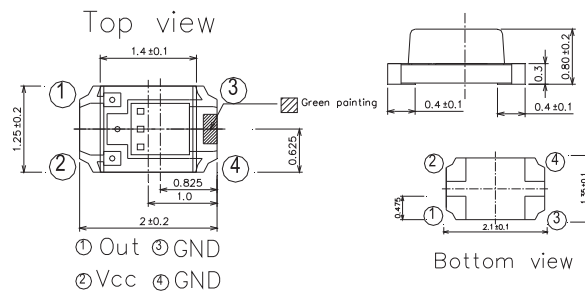
UNIT : mm




Product	Dimension (mm)	Supply Voltage, Vdd(V)	Peak Sensitivity Wavelength, λp(nm)	Photo current Ev=100lux, Iph(μA)	Max. Dark Current, ID_Max (μA)
ALS-PDIC15-21C/L230/TR8	3.2x1.5x1.1	2.5~5.5	590	36~95	0.1



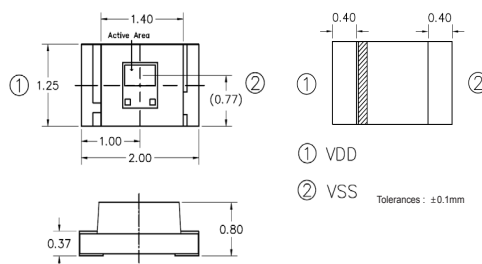
UNIT : mm



Product	Dimension (mm)	Supply Voltage, Vdd(V)	Peak Sensitivity Wavelength, λp(nm)	Photo current Ev=100lux, Iph(μA)	Max. Dark Current, ID_Max (μA)
ALS-PDIC17-55C/TR8	2x1.25x0.8	1.8~5.5	590	27~54	0.1



UNIT : mm

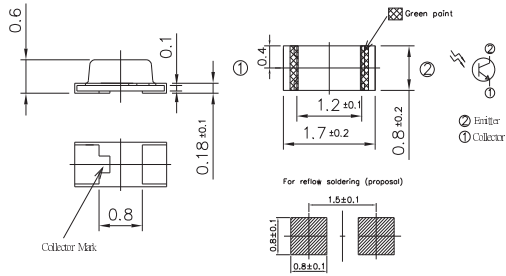


Product	Dimension (mm)	Supply Voltage, Vdd(V)	Peak Sensitivity Wavelength, λp(nm)	Photo current Ev=100lux, Iph(μA)	Max. Dark Current, ID_Max (μA)
ALS-PDIC17-51B/L758/TR8	2x1.25x0.8	2~5.5	570	29~55	0.03


Optical Sensors | Ambient Light Sensor | Analog



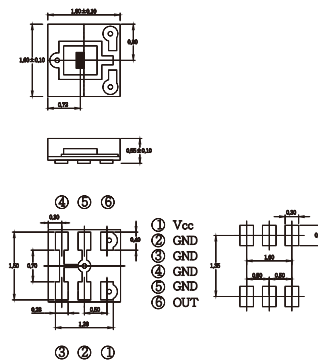
UNIT : mm




Product	Dimension (mm)	Supply Voltage, Vdd(V)	Peak Sensitivity Wavelength, λp(nm)	Photo current Ev=100lux, Iph(μA)	Max. Dark Current, ID_Max (μA)
ALS-PT19-315C/L177/TR8	1.7x0.8x0.6	2.5~5.5	630	15	0.1



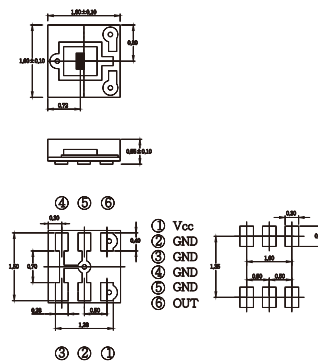
UNIT : mm



Product	Dimension (mm)	Supply Voltage, Vdd(V)	Peak Sensitivity Wavelength, λp(nm)	Photo current Ev=100lux, Iph(μA)	Max. Dark Current, ID_Max (μA)
ALS-PDIC17-77B/TR8	1.6x1.6x0.55	1.8~5.5	580	40~80	0.1




UNIT : mm



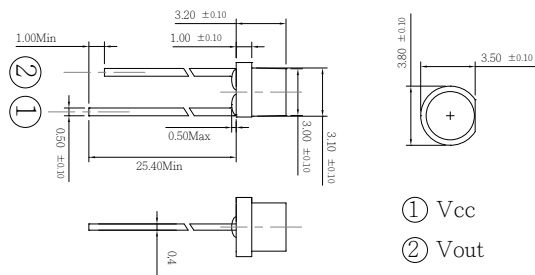
Product	Dimension (mm)	Supply Voltage, Vdd(V)	Peak Sensitivity Wavelength, λp(nm)	Photo current Ev=100lux, Iph(μA)	Max. Dark Current, ID_Max (μA)
ALS-PDIC17-77C/TR8	1.6x1.6x0.55	1.8~5.5	550	27~54	0.1

Optical Sensors

Optical Sensors | Ambient Light Sensor | Analog




UNIT : mm

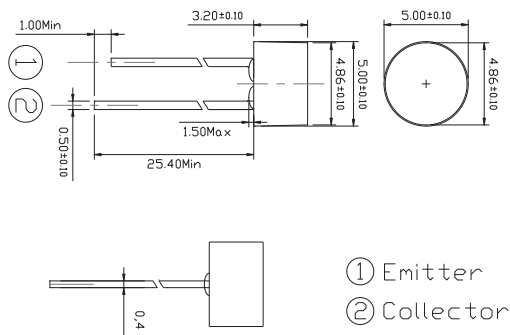


Product	Dimension (mm)	Supply Voltage, Vdd(V)	Peak Sensitivity Wavelength, λp(nm)	Photo current Ev=100lux, Iph(μA)	Max. Dark Current, ID_Max (μA)
ALS-PDIC144-6C/L378	3.8x3.5x3.2	1.8~5.5	550	22~44	0.1
ALS-PDT144-6C/L451	3.8x3.5x3.2	3~24	790	280~700	0.1

Optical Sensors




UNIT : mm

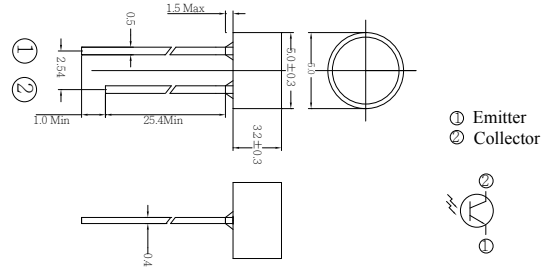


Product	Dimension (mm)	Supply Voltage, Vdd(V)	Peak Sensitivity Wavelength, λp(nm)	Photo current Ev=100lux, Iph(μA)	Max. Dark Current, ID_Max (μA)
ALS-PDT243-3C/L451	5.0x5.0x3.2	3~24	790	285~720	0.1

Optical Sensors | Ambient Light Sensor | Analog




UNIT : mm

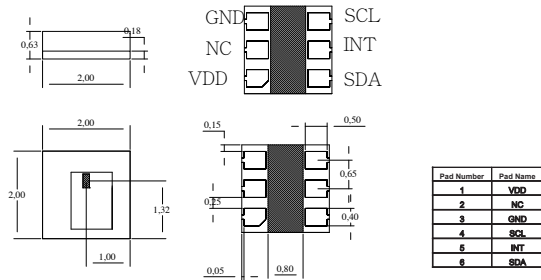


Product	Dimension (mm)	Supply Voltage, Vdd(V)	Peak Sensitivity Wavelength, λp(nm)	Photo current Ev=100lux, Iph(μA)	Max. Dark Current, ID_Max (μA)
ALS-PDIC243-3B	5.0x5.0x3.2	1.8~5.5	560	10~35	0.1
ALS-PDIC243-3B/L716	5.0x5.0x3.2	2~5.5	560	7~24	0.05

Optical Sensors | Ambient Light Sensor | Digital




UNIT : mm

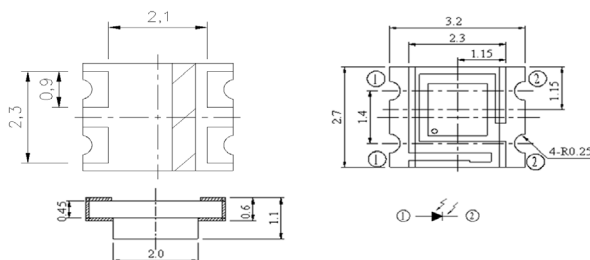


Product	Dimension (mm)	Supply Voltage, Vdd(V)	Supply Current, Idd(μA)	Peak Sensitivity Wavelength, λp(nm)	ALS Photo output Ev=100lux (count)	ALS Dark output (count)	ADC Resolution (bit)	Maximum Detection (lux)	Lux Resolution (lux)
ALS-DPIC17-78C/L749/TR8	2.00 x 2.00 x 0.63	2.4 ~ 3.6	160	550	CH0 2300 CH1 3100	1	10~16 bit	83000	0.0033


Optical Sensors | Color Sensor | Analog



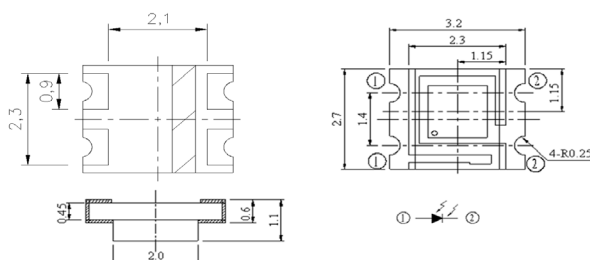
UNIT : mm




Product	Dimension (mm)	Forward Voltage(V)	Peak Sensitivity Wavelength, λ_p (nm)	Reverse light current (Ee=100lux), IL(uA)
CLS15-22C/L213R/TR8	3.2x2.7x1.1	0.5~1.3	620	0.091



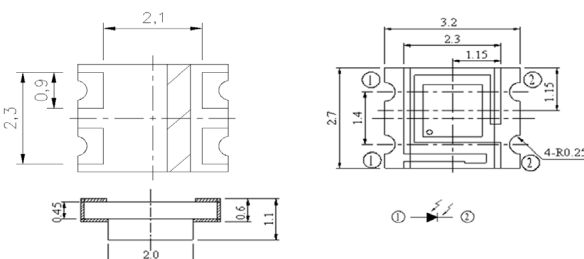
UNIT : mm



Product	Dimension (mm)	Forward Voltage(V)	Peak Sensitivity Wavelength, λ_p (nm)	Reverse light current (Ee=100lux), IL(uA)
CLS15-22C/L213G/TR8	3.2x2.7x1.1	0.5~1.3	550	0.082




UNIT : mm

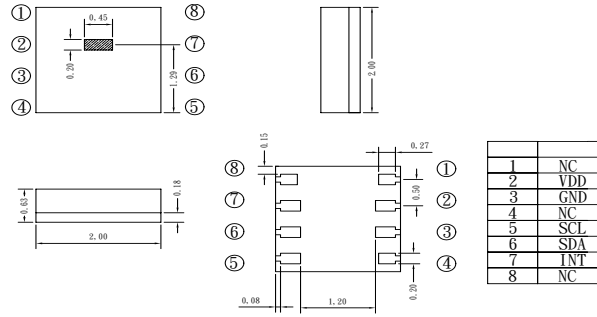


Product	Dimension (mm)	Forward Voltage(V)	Peak Sensitivity Wavelength, λ_p (nm)	Reverse light current (Ee=100lux), IL(uA)
CLS15-22C/L213B/TR8	3.2x2.7x1.1	0.5~1.3	470	0.046

Optical Sensors | Color Sensor | Digital



UNIT : mm



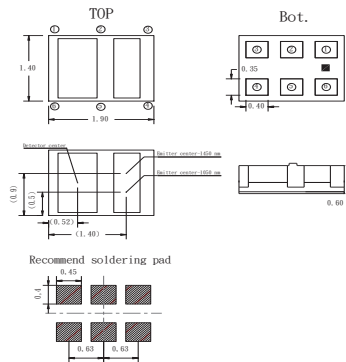
Product	Dimension (mm)	Supply Voltage, VDD(V)	Peak Sensitivity Wavelength λp1(nm)	Supply Current(μA)	ClS Photo Output Ie=20μW/cm2 (count)	ClS Dark Output (count)	Maximum Detection Lux(Lux)
CLS-16D24-44-DF8/TR8	2.00 x 2.00 x 0.63	2.4 ~ 3.6	R 610nm,G 550nm, B 470nm, IR, W	IDD_ON = 210 IDD_OFF = 2.5	CH_Red 1500 CH_Green 3300 CH_Blue 2100 DIOD_SELT =2, PGA_CLS =x 96 , INT_TIME=16 T, CLSCONV=6 INT_TIME	1	204K
B-CPS2020C1-L992-D-2R	2.00 x 2.00 x 0.63	2.4 ~ 3.6	R 630nm,G 530nm, B 480nm, IR, W	IDD_ON = 230(CPS) IDD_ON = 230 (CLS) IDD_OFF = 0.1	CH_Red 6200 CH_Green 8600 CH_Blue 7200 EN_CLS=1, PON=1, 50HZ=1, TIME_BASE=0, TIME_DELAY=0, TIME_WAIT=0, TIME_CLS=0F, Gain_CLS=MAX	2	284K

Optical Sensors

Optical Sensors | skin sensor



UNIT : mm

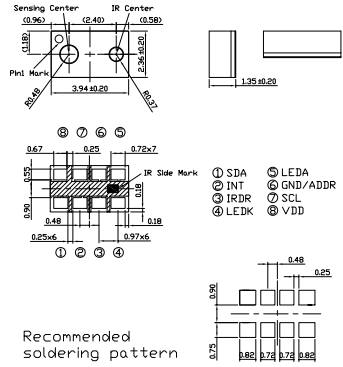


Product	Dimension (mm)	VF1_Typ(V)	λp1_Typ(nm)	VF2_Typ(V)	λp2_Typ(nm)
B-PM1914B3/L973-A-3R	1.9x1.4x0.6	1.13	1050	0.83	1450

Optical Sensors | Proximity Sensor | Digital



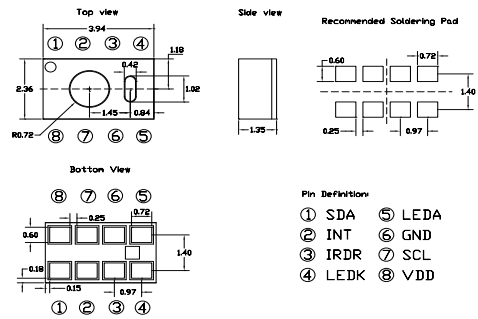
UNIT : mm



Product	Dimension (mm)	Supply Voltage, Vdd(V)	Supply Current, Idd(uA)	Peak Sensitivity Wavelength, λp(nm)	ALS Photo output Ev=100lux (count)	ALS Dark output (count)	ADC Resolution (bit)	Maximum Detection (lux)	Lux Resolution (lux)	Detection Range	PS ADC Resolution	Emitting Wavelength (nm)
APM-16D24 -U6E-DF8/TR8	3.94x2.36x1.35 Pitch: 2.4mm	2.4 ~ 3.6	IDD_ON = 160 / IDD_OFF = 2.5	550	CH0 1250 CH1 1440 Ev=100lx, ALS gain 4x, Tint 170ms	1	10-16 bit	20700	0.0033	up to 10cm	8-12 bit	940nm



UNIT : mm

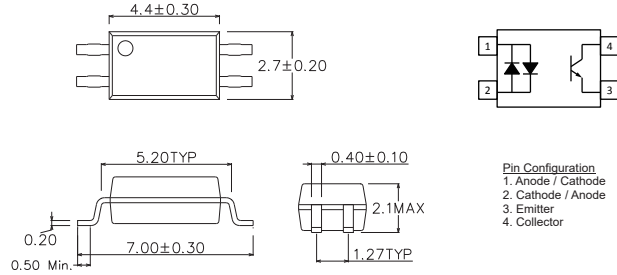


Product	Dimension (mm)	Supply Voltage, Vdd(V)	Supply Current, Idd(uA)	Peak Sensitivity Wavelength, λp(nm)	ALS Photo output Ev=100lux (count)	ALS Dark output (count)	ADC Resolution (bit)	Maximum Detection (lux)	Lux Resolution (lux)	Detection Range	PS ADC Resolution	Emitting Wavelength (nm)
APM-16D24 -310-DF8/TR8	3.94x2.36x1.35 Pitch: 1.45mm	2.4 ~ 3.6	IDD_ON = 260 IDD_OFF = 2.5	550	CH0 3340 CH1 4360 Ev=100lx, ALS gain32x, Tint 170ms	1	10-16 bit	57000	0.0023	up to 10cm	8-12 bit	940nm

Photo Coupler | Photo Transistor | 4pin SSOP-AC



UNIT : mm

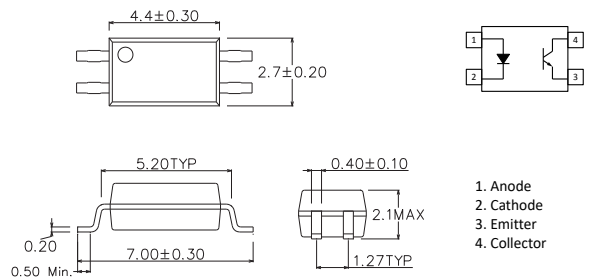


Product	Dimension (mm)	Feature	V _F (V)	BV _{CEO} (Min) (V)	V _{CE(SAT)} (Max) (V)	I _F (mA)	CTR (%)	tr (μs)	tf (μs)	T _{OPR} (°C)	Viso (Vrms)
EL3H4-G	4.4x2.7x2.1	High Vceo	1.2	80	0.2	1	20~300	-	-	-55~110	3750
EL3H4U-G	4.4x2.7x2.1	Low Input Current :0.5mA, TOPR=125°C	1.3	60	0.4	0.5	50~600	-	-	-55~125	3750
EV3H4U-G	4.4x2.7x2.1	Low Input Current :0.5mA, TOPR=125°C AECQ101 Certified	1.3	60	0.4	0.5	50~600	-	-	-55~125	3750

Photo Coupler | Photo Transistor | 4Pin SSOP-DC



UNIT : mm

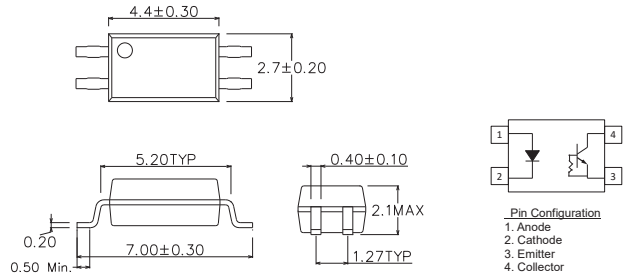


Product	Dimension (mm)	Feature	V _F (V)	BV _{CEO} (Min) (V)	V _{CE(SAT)} (Max) (V)	I _F (mA)	CTR (%)	tr (μs)	tf (μs)	T _{OPR} (°C)	Viso (Vrms)
EL3H7-G	4.4x2.7x2.1	High Vceo	1.2	80	0.2	5	50~600	5	3	-55~110	3750
EL3H7L-G	4.4x2.7x2.1	Ultra Low Input Current :0.1mA	1.4	80	0.3	0.1	50~600	5	5	-55~110	3750
EL3H7H-G	4.4x2.7x2.1	TOPR=125°C	1.2	80	0.3	5	80~260	6	8	-55~125	3750
EL3H7U-G	4.4x2.7x2.1	Low Input Current :0.5mA, TOPR=125°C	1.3	60	0.4	0.5	50~600	8	10	-40~125	3750
EV3H7U-G	4.4x2.7x2.1	Low Input Current :0.5mA, TOPR=125°C, AECQ101 Certified	1.3	60	0.4	0.5	50~600	8	10	-40~125	3750
ELC3H7-G	4.4x2.7x2.1	Low Input Current :0.5mA, TOPR=125°C, Flat I _F to CTR	1.3	80	0.3	0.5	50~600	6	8	-40~125	3750

Photo Coupler | Photo Transistor | 4pin SSOP-DC




UNIT : mm

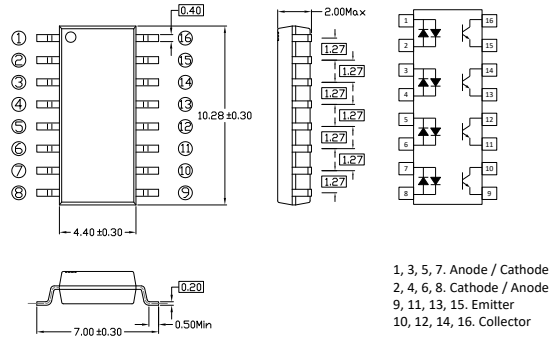


Product	Dimension (mm)	Feature	V _F (V)	BV _{CEO} (Min) (V)	V _{CE(SAT)} (Max) (V)	I _F (mA)	CTR (%)	tr (μs)	tf (μs)	ton (μs)	toff (μs)	T _{OPR} (°C)	Viso (Vrms)
EL2HK-G	4.4x2.7x2.1	TOPR=125°C, 20 Kbps Ton&Toff <30us@RL=10 KΩ	1.3	70	0.3	1	100~600	-	-	30 (max)	30 (max)	-40-125	3750

Photo Coupler | Photo Transistor | 16pin SSOP-AC




UNIT : mm

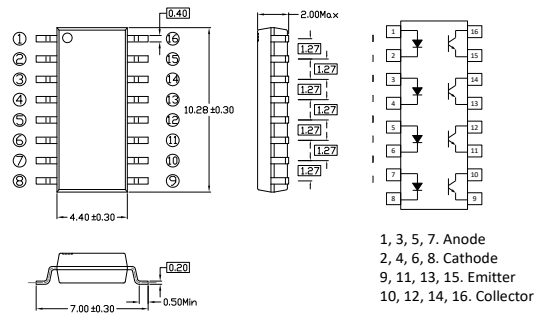


Product	Dimension (mm)	Feature	V _F (V)	BV _{CEO} (Min) (V)	V _{CE(SAT)} (Max) (V)	I _F (mA)	CTR (%)	tr (μs)	tf (μs)	T _{OPR} (°C)	Viso (Vrms)
ELQ3H4-G	10.28x4.4x2	4CH, High Vceo	1.2	80	0.2	1	20~300	5	3	-55-110	3750

Photo Coupler | Photo Transistor | 16Pin SSOP-DC




UNIT : mm

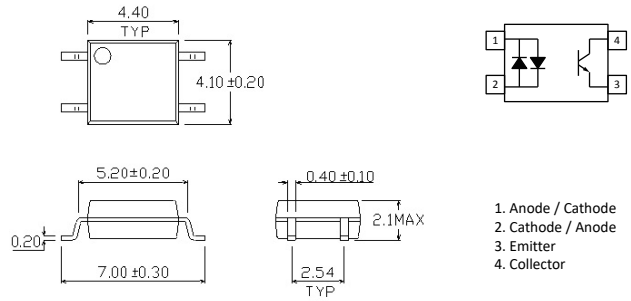


Product	Dimension (mm)	Feature	V _F (V)	BV _{CEO} (Min) (V)	V _{CE(SAT)} (Max) (V)	I _F (mA)	CTR (%)	tr (μs)	tf (μs)	T _{OPR} (°C)	Viso (Vrms)
ELQ3H7-G	10.28x4.4x2	4CH, High Vceo	1.2	80	0.2	5	50~600	5	3	-55-110	3750

Photo Coupler | Photo Transistor | 4pin SOP-AC



UNIT : mm



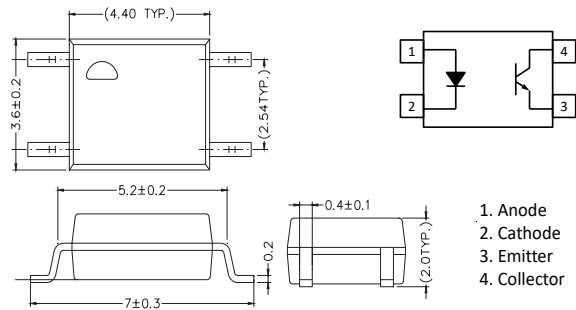
- 1. Anode / Cathode
- 2. Cathode / Anode
- 3. Emitter
- 4. Collector

Product	Dimension (mm)	Feature	V _F (V)	BV _{CEO} (Min) (V)	V _{CE(SAT)} (Max) (V)	I _F (mA)	CTR (%)	tr (μs)	tf (μs)	T _{OPR} (°C)	Viso (Vrms)
EL354N-G	4.4x4.1x2.1	High Vceo	1.2	80	0.2	1	20~300	-	-	-55-100	3750

Photo Coupler | Photo Transistor | 4pin SOP-DC




UNIT : mm

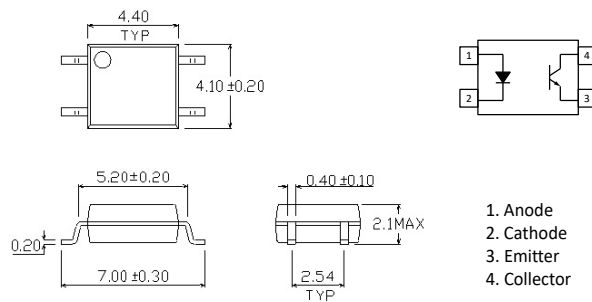


- 1. Anode
- 2. Cathode
- 3. Emitter
- 4. Collector

Product	Dimension (mm)	Feature	V _F (V)	BV _{CEO} (Min) (V)	V _{CE(SAT)} (Max) (V)	I _F (mA)	CTR (%)	tr (μs)	tf (μs)	T _{OPR} (°C)	Viso (Vrms)
EL121N-G	4.4x3.6x2	High Vceo	1.2	80	0.2	5	50~400	6	8	-55-110	3750



UNIT : mm




- 1. Anode
- 2. Cathode
- 3. Emitter
- 4. Collector

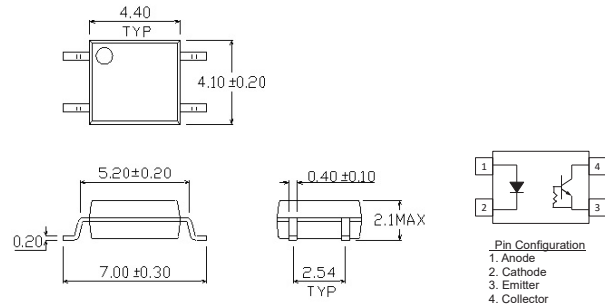
Product	Dimension (mm)	Feature	V _F (V)	BV _{CEO} (Min) (V)	V _{CE(SAT)} (Max) (V)	I _F (mA)	CTR (%)	tr (μs)	tf (μs)	T _{OPR} (°C)	Viso (Vrms)
EL357N-G	4.4x4.1x2.1	High Vceo	1.2	80	0.2	5	50~600	3	4	-55-110	3750
EL357NL-G	4.4x4.1x2.1	Ultra Low Input Current :0.1mA	1.3	75	0.4	0.1	50~200	8	12	-55-110	3750
EL357NH-G	4.4x4.1x2.1	TOPR=125°C	1.2	80	0.3	5	50~600	6	8	-55-125	3750
EL357NU-G	4.4x4.1x2.1	Low Input Current :0.5mA, TOPR=125°C	1.3	60	0.4	0.5	50~600	-	-	-40-125	3750
EV357NU-G	4.4x4.1x2.1	Low Input Current :0.5mA, TOPR=125°, CAECQ101 Certified	1.3	60	0.4	0.5	50~600	-	-	-40-125	3750
ELC357N-G	4.4x4.1x2.1	Low Input Current :0.5mA, TOPR=125, Flat IF to CTR	1.3	80	0.3	0.5	50~600	6	8	-40-125	3750

Photo Coupler

Photo Coupler | Photo Transistor | 4pin SSOP-DC



UNIT : mm

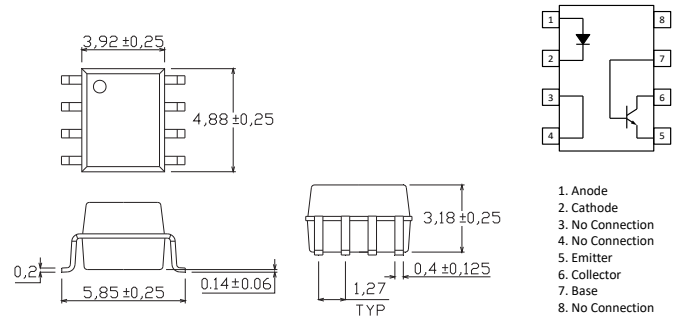


Product	Dimension (mm)	Feature	V _F (V)	BV _{CEO} (Min) (V)	V _{CE(SAT)} (Max) (V)	I _F (mA)	CTR (%)	t _r (μs)	t _f (μs)	t _{on} (μs)	t _{off} (μs)	T _{OPR} (°C)	Viso (Vrms)
ELM2K-G	4.4x4.1x2.1	TOPR=125°C, 20 Kbps Ton&Toff <30us@RL=10 KΩ	1.3	70	0.3	1	100~600	-	-	30 (min)	30 (min)	-40-125	3750

Photo Coupler | Photo Transistor | 8pin SOP-DC



UNIT : mm

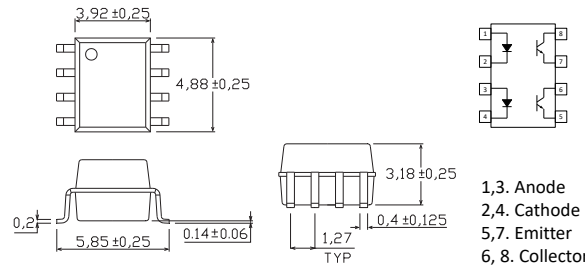


Product	Dimension (mm)	Feature	V _F (V)	BV _{CEO} (Min) (V)	V _{CE(SAT)} (Max) (V)	I _F (mA)	CTR (%)	t _r (μs)	t _f (μs)	t _{on} (μs)	t _{off} (μs)	T _{OPR} (°C)	Viso (Vrms)
EL205	4.88x3.92x3.18	High V _{ceo} , with Base Pin Function	1.3	80	0.4	10	40~80	1.6	2.2	3	3	-55-110	3750
EL206	4.88x3.92x3.18	High V _{ceo} , with Base Pin Function	1.3	80	0.4	10	63~125	1.6	2.2	3	3	-55-110	3750
EL207	4.88x3.92x3.18	High V _{ceo} , with Base Pin Function	1.3	80	0.4	10	100~200	1.6	2.2	3	3	-55-110	3750
EL208	4.88x3.92x3.18	High V _{ceo} , with Base Pin Function	1.3	80	0.4	10	160~320	1.6	2.2	3	3	-55-110	3750
EL211	4.88x3.92x3.18	High V _{ceo} , with Base Pin Function	1.3	80	0.4	10	>20	1.6	2.2	3	3	-55-110	3750
EL212	4.88x3.92x3.18	High V _{ceo} , with Base Pin Function	1.3	80	0.4	10	>50	1.6	2.2	3	3	-55-110	3750
EL213	4.88x3.92x3.18	High V _{ceo} , with Base Pin Function	1.3	80	0.4	10	>100	1.6	2.2	3	3	-55-110	3750
EL215	4.88x3.92x3.18	High V _{ceo} , with Base Pin Function	1.3	80	0.4	1	>10	1.6	2.2	3	3	-55-110	3750
EL216	4.88x3.92x3.18	High V _{ceo} , with Base Pin Function	1.3	80	0.4	1	>50	1.6	2.2	3	3	-55-110	3750
EL217	4.88x3.92x3.18	High V _{ceo} , with Base Pin Function	1.3	80	0.4	1	>100	1.6	2.2	3	3	-55-110	3750

Photo Coupler | Photo Transistor | 8pin SOP-DC



UNIT : mm

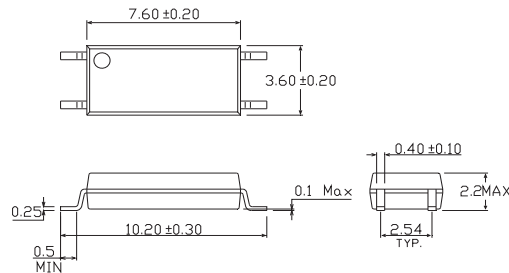


Product	Dimension (mm)	Feature	V_F (V)	BV_{CEO} (Min) (V)	$V_{CE(SAT)}$ (Max) (V)	I_F (mA)	CTR (%)	t_r (μ s)	t_f (μ s)	t_{on} (μ s)	t_{off} (μ s)	T_{OPR} ($^{\circ}$ C)	Viso (Vrms)
ELD205	4.88x3.92x3.18	High Vceo, Dual channel	1.2	80	0.4	10	40~80	1.6	2.2	5	4	-55-110	3750
ELD206	4.88x3.92x3.18	High Vceo, Dual channel	1.2	80	0.4	10	63~125	1.6	2.2	5	4	-55-110	3750
ELD207	4.88x3.92x3.18	High Vceo, Dual channel	1.2	80	0.4	10	100~200	1.6	2.2	5	4	-55-110	3750
ELD211	4.88x3.92x3.18	High Vceo, Dual channel	1.2	80	0.4	10	>20	1.6	2.2	5	4	-55-110	3750
ELD213	4.88x3.92x3.18	High Vceo, Dual channel	1.2	80	0.4	10	>100	1.6	2.2	5	4	-55-110	3750
ELD217	4.88x3.92x3.18	High Vceo, Dual channel	1.2	80	0.4	1	>100	1.6	2.2	5	4	-55-110	3750

Photo Coupler | Photo Transistor | 4pin Long Creepage



UNIT : mm



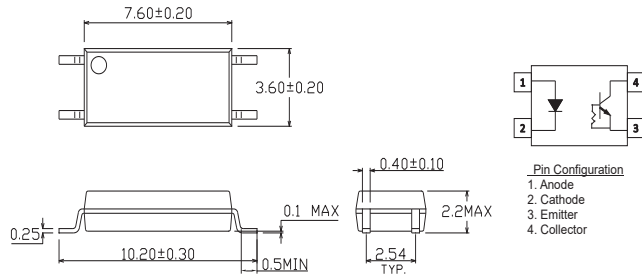
1. Anode
2. Cathode
3. Emitter
4. Collector

Product	Dimension (mm)	Feature	V_F (V)	BV_{CEO} (Min) (V)	$V_{CE(SAT)}$ (Max) (V)	I_F (mA)	CTR (%)	t_r (μ s)	t_f (μ s)	t_{on} (μ s)	t_{off} (μ s)	T_{OPR} ($^{\circ}$ C)	V_{iso} (Vrms)
EL1010-G	7.6x3.6x2.2	250<CTI<400	1.45	80	0.3	5	50~600	-	-	4	3	-55-110	5000
EL1012-G	7.6x3.6x2.2	250<CTI<400	1.45	80	0.3	10	63~125	-	-	4	3	-55-110	5000
EL1013-G	7.6x3.6x2.2	250<CTI<400	1.45	80	0.3	10	100~200	-	-	4	3	-55-110	5000
EL1014-G	7.6x3.6x2.2	250<CTI<400	1.45	80	0.3	10	160~320	-	-	4	3	-55-110	5000
EL1017-G	7.6x3.6x2.2	250<CTI<400	1.45	80	0.3	5	80~160	-	-	4	3	-55-110	5000
EL1018-G	7.6x3.6x2.2	250<CTI<400	1.45	80	0.3	5	130~260	-	-	4	3	-55-110	5000
EL1019-G	7.6x3.6x2.2	250<CTI<400	1.45	80	0.3	5	200~400	-	-	4	3	-55-110	5000
EL1010-TG	7.6x3.6x2.2	CTI>600	1.45	80	0.3	5	50~600	-	-	4	3	-55-110	5000
EL1012-TG	7.6x3.6x2.2	CTI>600	1.45	80	0.3	10	63~125	-	-	4	3	-55-110	5000
EL1013-TG	7.6x3.6x2.2	CTI>600	1.45	80	0.3	10	100~200	-	-	4	3	-55-110	5000
EL1014-TG	7.6x3.6x2.2	CTI>600	1.45	80	0.3	10	160~320	-	-	4	3	-55-110	5000
EL1017-TG	7.6x3.6x2.2	CTI>600	1.45	80	0.3	5	80~160	-	-	4	3	-55-110	5000
EL1018-TG	7.6x3.6x2.2	CTI>600	1.45	80	0.3	5	130~260	-	-	4	3	-55-110	5000
EL1019-TG	7.6x3.6x2.2	CTI>600	1.45	80	0.3	5	200~400	-	-	4	3	-55-110	5000
EL101L-G	7.6x3.6x2.2	Ultra Low Input Current :0.1mA	1.3	75	0.4	0.1	50~200	-	-	-	-	-55-110	5000
EL1010H-G	7.6x3.6x2.2	TOPR=125 $^{\circ}$ C	1.2	80	0.3	5	50~600	-	-	12	10	-55-125	5000
EL101U-G	7.6x3.6x2.2	Low Input Current :0.5mA, TOPR=125 $^{\circ}$ C	1.3	60	0.4	0.5	50~600	-	-	1	50	-40-125	5000
EV101U-G	7.6x3.6x2.2	Low Input Current :0.5mA, TOPR=125 $^{\circ}$ C, AECQ101 Certified	1.3	60	0.4	0.5	50~600	-	-	1	50	-40-125	5000
ELC101-G	7.6x3.6x2.2	Low Input Current :0.5mA, TOPR=125 $^{\circ}$ C, Flat I_F to CTR	1.3	80	0.3	0.5	50~600	6	8	-	-	-40-125	5000

Photo Coupler | Photo Transistor | 4pin Long Creepage



UNIT : mm

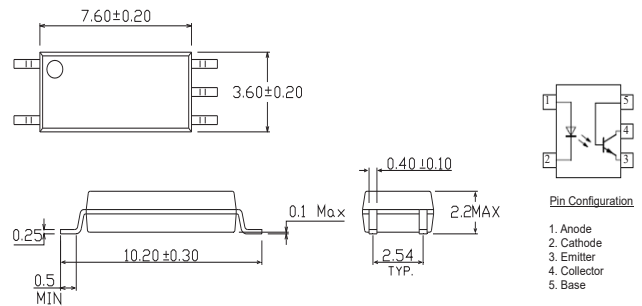


Product	Dimension (mm)	Feature	V _F (V)	BV _{CEO} (Min) (V)	V _{CE(SAT)} (Max) (V)	I _F (mA)	CTR (%)	tr (μs)	tf (μs)	ton (μs)	toff (μs)	T _{OPR} (°C)	Viso (Vrms)
ELM2KL-G	7.6x3.6x2.2	TOPR=125°C, 20 Kbps Ton&Toff <30us@RL=10 KΩ	1.3	70	0.3	1	100~600	-	-	30 (max)	30 (max)	-40-125	3750

Photo Coupler | Photo Transistor | 5pin Long Creepage




UNIT : mm



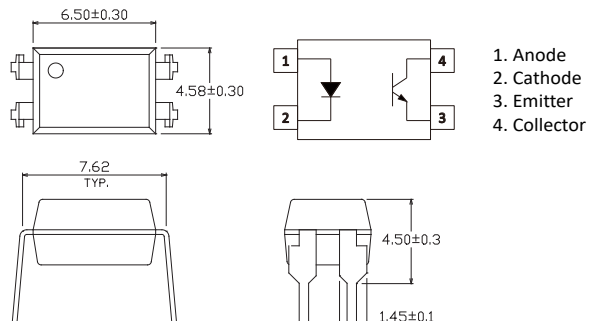
Product	Dimension (mm)	Feature	V _F (V)	BV _{CEO} (Min) (V)	V _{CE(SAT)} (Max) (V)	I _F (mA)	CTR (%)	tr (μs)	tf (μs)	ton (μs)	toff (μs)	T _{OPR} (°C)	Viso (Vrms)
EL1110-G	7.6x3.6x2.2	250<CTI<400, with Base Pin Function	1.45	80	0.4	5	50~600	2	3	4	3	-55-110	5000
EL1112-G	7.6x3.6x2.2	250<CTI<400, with Base Pin Function	1.45	80	0.4	10	63~125	2	3	4	3	-55-110	5000
EL1113-G	7.6x3.6x2.2	250<CTI<400, with Base Pin Function	1.45	80	0.4	10	100~200	2	3	4	3	-55-110	5000
EL1114-G	7.6x3.6x2.2	250<CTI<400, with Base Pin Function	1.45	80	0.4	10	160~320	2	3	4	3	-55-110	5000
EL1116-G	7.6x3.6x2.2	250<CTI<400, with Base Pin Function	1.45	80	0.4	5	100~300	2	3	4	3	-55-110	5000
EL1117-G	7.6x3.6x2.2	250<CTI<400, with Base Pin Function	1.45	80	0.4	5	80~160	2	3	4	3	-55-110	5000
EL1118-G	7.6x3.6x2.2	250<CTI<400, with Base Pin Function	1.45	80	0.4	5	130~260	2	3	4	3	-55-110	5000
EL1119-G	7.6x3.6x2.2	250<CTI<400, with Base Pin Function	1.45	80	0.4	5	200~400	2	3	4	3	-55-110	5000

Photo Coupler

Photo Coupler | Photo Transistor | 4pin DIP-AC




UNIT : mm



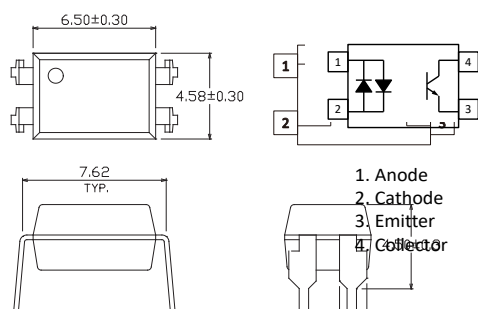
- 1. Anode
- 2. Cathode
- 3. Emitter
- 4. Collector

Product	Dimension (mm)	Feature	V _F (V)	BV _{CEO} (Min) (V)	V _{CE(SAT)} (Max) (V)	I _F (mA)	CTR (%)	tr (μs)	tf (μs)	ton (μs)	toff (μs)	T _{OPR} (°C)	Viso (Vrms)
EL814-G	6.5x4.58x3.5	High Vceo	1.2	80	0.2	1	20~300	-	-	-	-	-55-110	5000

Photo Coupler | Photo Transistor | 4pin DIP-DC



UNIT : mm



- 1. Anode
- 2. Cathode
- 3. Emitter
- 4. Collector

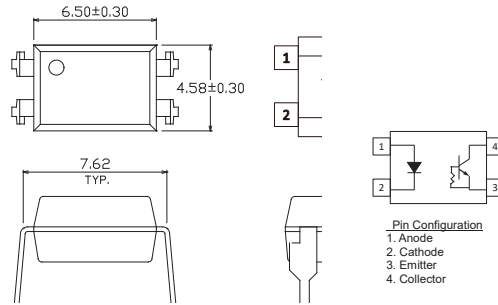
Product	Dimension (mm)	Feature	V _F (V)	BV _{CEO} (Min) (V)	V _{CE(SAT)} (Max) (V)	I _F (mA)	CTR (%)	tr (μs)	tf (μs)	ton (μs)	toff (μs)	T _{OPR} (°C)	Viso (Vrms)
EL816-G	6.5x4.58x3.5	High Vceo	1.2	80	0.2	5	50~600	6	8	-	-	-55-110	5000
EL817-G	6.5x4.58x3.5	High Vceo	1.2	80	0.2	5	50~600	6	8	-	-	-55-110	5000
EL851-G	6.5x4.58x3.5	High VCEO : 350V	1.2	350	0.4	5	50~600	4	5	-	-	-55-100	5000
EL817L-G	6.5x4.58x3.5	Ultra Low Input Current :0.1mA	1.3	75	0.4	0.1	50~200	-	-	-	-	-55-100	5000
EL817H-G	6.5x4.58x3.5	TOPR=125°C	1.2	80	0.35	5	50~600	6	8	-	-	-55-100	5000
ELC816-G	6.5x4.58x3.5	Low Input Current :0.5mA, TOPR=125°C, Flat IF to CTR	1.3	80	0.4	0.5	50~600	6	8	-	-	-55-125	5000

Photo Coupler

Photo Coupler | Photo Transistor | 4pin DIP-DC



UNIT : mm

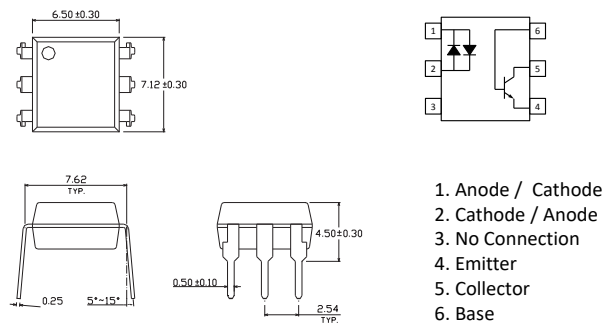


Product	Dimension (mm)	Feature	V _F (V)	BV _{CEO} (Min) (V)	V _{CE(SAT)} (Max) (V)	I _F (mA)	CTR (%)	tr (μs)	tf (μs)	ton (μs)	toff (μs)	T _{OPR} (°C)	Viso (Vrms)
EL2K-G	6.5x4.58x3.5	TOPR=125°C, 20 Kbps Ton&Toff <30us@RL=10 KΩ	1.3	70	0.3	1	100~600	-	-	-	-	-40-125	3750

Photo Coupler | Photo Transistor | 6pin DIP-AC



UNIT : mm



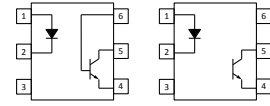
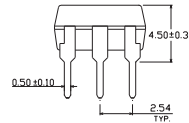
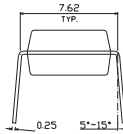
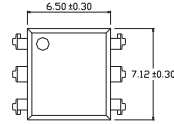
Product	Dimension (mm)	Feature	V _F (V)	BV _{CEO} (Min) (V)	V _{CE(SAT)} (Max) (V)	I _F (mA)	CTR (%)	tr (μs)	tf (μs)	ton (μs)	toff (μs)	T _{OPR} (°C)	Viso (Vrms)
H11AA1	7.12x6.5x3.5	High V _{ceo} , with Base Pin Function	1.2	80	0.4	10	>20	10	10	10	10	-55-100	5000
H11AA2	7.12x6.5x3.5	High V _{ceo} , with Base Pin Function	1.2	80	0.4	10	>10	10	10	10	10	-55-100	5000
H11AA3	7.12x6.5x3.5	High V _{ceo} , with Base Pin Function	1.2	80	0.4	10	>50	10	10	10	10	-55-100	5000
H11AA4	7.12x6.5x3.5	High V _{ceo} , with Base Pin Function	1.2	80	0.4	10	>100	10	10	10	10	-55-100	5000

Photo Coupler

Photo Coupler | Photo Transistor | 6pin DIP-DC



UNIT : mm



1. Anode
2. Cathode
3. No Connection
4. Emitter
5. Collector
6. Base

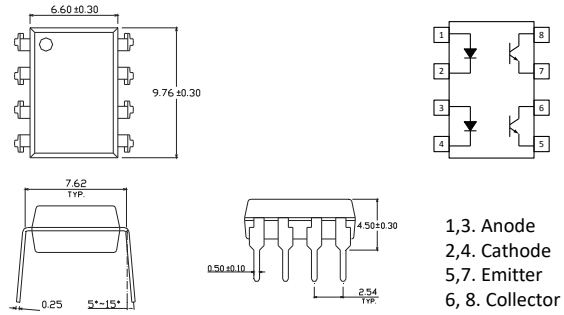
Photo Coupler

Product	Dimension (mm)	Feature	V _F (V)	BV _{CEO} (Min) (V)	V _{CE(SAT)} (Max) (V)	I _F (mA)	CTR (%)	tr (μs)	tf (μs)	ton (μs)	toff (μs)	T _{OPR} (°C)	Viso (Vrms)
4N25	7.12x6.5x3.5	High V _{ceo} , with Base Pin Function	1.2	80	0.5	10	>20	-	-	3	3	-55-110	5000
4N26	7.12x6.5x3.5	High V _{ceo} , with Base Pin Function	1.2	80	0.5	10	>20	-	-	3	3	-55-110	5000
4N27	7.12x6.5x3.5	High V _{ceo} , with Base Pin Function	1.2	80	0.5	10	>10	-	-	3	3	-55-110	5000
4N28	7.12x6.5x3.5	High V _{ceo} , with Base Pin Function	1.2	80	0.5	10	>10	-	-	3	3	-55-110	5000
4N35	7.12x6.5x3.5	High V _{ceo} , with Base Pin Function	1.2	80	0.3	10	>100	-	-	10	9	-55-110	5000
4N36	7.12x6.5x3.5	High V _{ceo} , with Base Pin Function	1.2	80	0.3	10	>100	-	-	10	9	-55-110	5000
4N37	7.12x6.5x3.5	High V _{ceo} , with Base Pin Function	1.2	80	0.3	10	>100	-	-	10	9	-55-110	5000
4N38	7.12x6.5x3.5	High V _{ceo} , with Base Pin Function	1.2	80	1	10	>20	-	-	10	9	-55-110	5000
H11A1	7.12x6.5x3.5	High V _{ceo} , with Base Pin Function	1.2	80	0.4	10	>50	-	-	3	3	-55-110	5000
H11A2	7.12x6.5x3.5	High V _{ceo} , with Base Pin Function	1.2	80	0.4	10	>20	-	-	3	3	-55-110	5000
H11A3	7.12x6.5x3.5	High V _{ceo} , with Base Pin Function	1.2	80	0.4	10	>20	-	-	3	3	-55-110	5000
H11A4	7.12x6.5x3.5	High V _{ceo} , with Base Pin Function	1.2	80	0.4	10	>10	-	-	3	3	-55-110	5000
H11A5	7.12x6.5x3.5	High V _{ceo} , with Base Pin Function	1.2	80	0.4	10	>30	-	-	3	3	-55-110	5000
CNY17-1	7.12x6.5x3.5	High V _{ceo} , with Base Pin Function	1.65	80	0.3	10	40~80	6	8	10	9	-55-110	5000
CNY17-2	7.12x6.5x3.5	High V _{ceo} , with Base Pin Function	1.65	80	0.3	10	63~125	6	8	10	9	-55-110	5000
CNY17-3	7.12x6.5x3.5	High V _{ceo} , with Base Pin Function	1.65	80	0.3	10	100~200	6	8	10	9	-55-110	5000
CNY17-4	7.12x6.5x3.5	High V _{ceo} , with Base Pin Function	1.65	80	0.3	10	160~320	6	8	10	9	-55-110	5000
CNY17F-1	7.12x6.5x3.5	High V _{ceo} , without Base Pin Function	1.65	80	0.3	10	40~80	6	8	10	9	-55-110	5000
CNY17F-2	7.12x6.5x3.5	High V _{ceo} , without Base Pin Function	1.65	80	0.3	10	63~125	6	8	10	9	-55-110	5000
CNY17F-3	7.12x6.5x3.5	High V _{ceo} , without Base Pin Function	1.65	80	0.3	10	100~200	6	8	10	9	-55-110	5000
CNY17F-4	7.12x6.5x3.5	High V _{ceo} , without Base Pin Function	1.65	80	0.3	10	160~320	6	8	10	9	-55-110	5000

Photo Coupler | Photo Transistor | 8pin DIP-DC




UNIT : mm

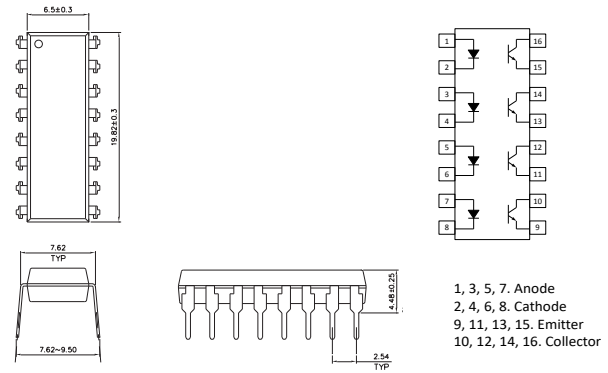


Product	Dimension (mm)	Feature	V_F (V)	BV_{CEO} (Min) (V)	$V_{CE(SAT)}$ (Max) (V)	I_F (mA)	CTR (%)	t_r (μ s)	t_f (μ s)	t_{on} (μ s)	t_{off} (μ s)	T_{OPR} ($^{\circ}$ C)	Viso (Vrms)
EL827	9.76x6.6x3.5	High Vceo, Dual channel	1.2	80	0.2	5	50~600	3	4	-	-	-55-110	5000

Photo Coupler | Photo Transistor | 16pin DIP-DC



UNIT : mm



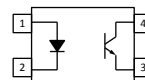
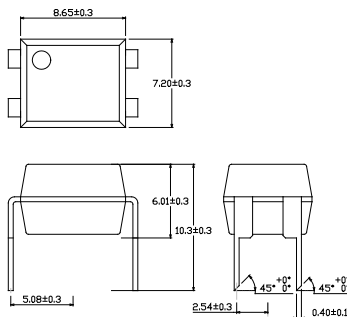
Product	Dimension (mm)	Feature	V_F (V)	BV_{CEO} (Min) (V)	$V_{CE(SAT)}$ (Max) (V)	I_F (mA)	CTR (%)	t_r (μ s)	t_f (μ s)	t_{on} (μ s)	t_{off} (μ s)	T_{OPR} ($^{\circ}$ C)	Viso (Vrms)
EL847	19.82x6.5x3.5	4CH, High Vceo	1.2	80	0.2	5	50~600	6	8	-	-	-55-110	5000

Photo Coupler

Photo Coupler | Photo Transistor | 4Pin High Isolation




UNIT : mm

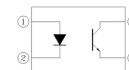
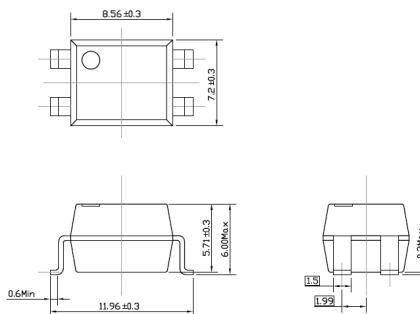


- 1. Anode
- 2. Cathode
- 3. Emitter
- 4. Collector

Product	Dimension (mm)	Feature	V _F (V)	BV _{CEO} (Min) (V)	V _{CE(SAT)} (Max) (V)	I _F (mA)	CTR (%)	tr (μs)	tf (μs)	ton (μs)	toff (μs)	T _{OPR} (°C)	Viso (Vrms)
CNY64	8.65x7.2x6.01	Viso=8KV, Creepage Distance > 10mm	1.6	80	0.3	5	50~300	3	5	6	7	-55-85	8200



UNIT : mm

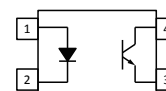
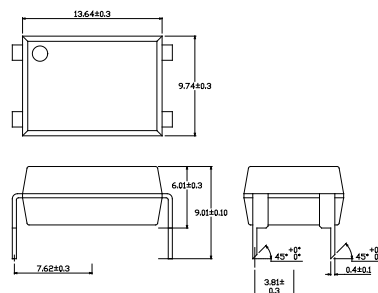


- 1. Anode
- 2. Cathode
- 3. Emitter
- 4. Collector

Product	Dimension (mm)	Feature	V _F (V)	BV _{CEO} (Min) (V)	V _{CE(SAT)} (Max) (V)	I _F (mA)	CTR (%)	tr (μs)	tf (μs)	ton (μs)	toff (μs)	T _{OPR} (°C)	Viso (Vrms)
CNY64S	8.56x7.2x6.01	Viso=8KV, Creepage Distance > 10mm	1.6	80	0.3	5	50~300	3	5	6	7	-55-85	8200




UNIT : mm



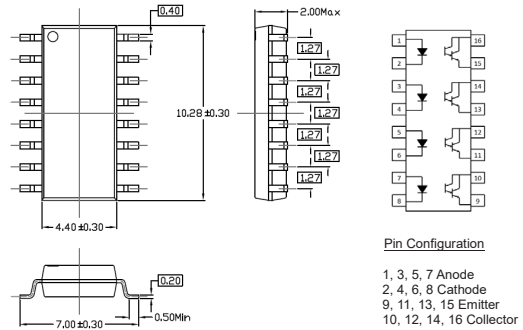
- 1. Anode
- 2. Cathode
- 3. Emitter
- 4. Collector

Product	Dimension (mm)	Feature	V _F (V)	BV _{CEO} (Min) (V)	V _{CE(SAT)} (Max) (V)	I _F (mA)	CTR (%)	tr (μs)	tf (μs)	ton (μs)	toff (μs)	T _{OPR} (°C)	Viso (Vrms)
CNY65	13.64x9.74x6.01	Viso=8KV, Creepage Distance > 15mm	1.6	80	0.3	5	50~300	3	5	6	7	-55-85	8200

Photo Coupler | Photo Transistor | 16pin SSOP-DC



UNIT : mm

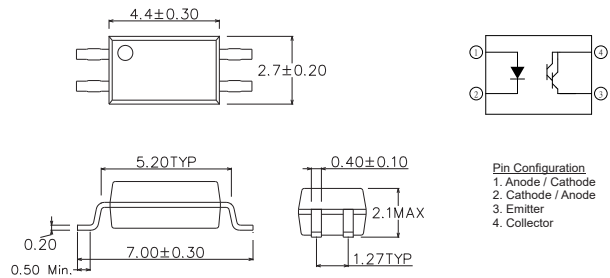


Product	Dimension (mm)	Feature	V _F (V)	BV _{CEO} (Min) (V)	V _{CE(SAT)} (Max) (V)	I _F (mA)	CTR (%)	t _r (μs)	t _f (μs)	t _{on} (μs)	t _{off} (μs)	T _{OPR} (°C)	Viso (Vrms)
ELQ3H5-G	10.28x4.4x2	4 CH, Darlington High CTR with small package	1.1	40	1	1	200~7500	80	75	-	-	-55-100	3750

Photo Coupler | Photo Darlington | 4pin SSOP-DC



UNIT : mm



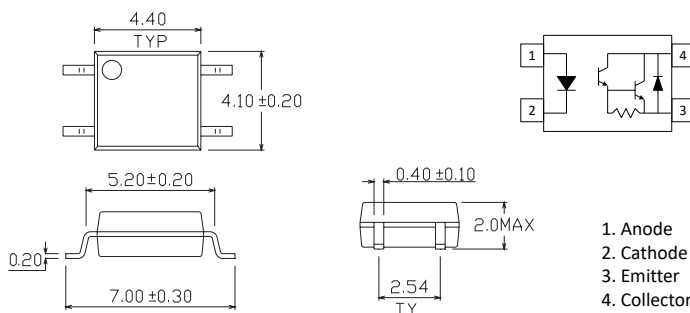
Product	Dimension (mm)	Feature	V _F (V)	BV _{CEO} (Min) (V)	V _{CE(SAT)} (Max) (V)	I _F (mA)	CTR (%)	t _r (μs)	t _f (μs)	t _{on} (μs)	t _{off} (μs)	T _{OPR} (°C)	Viso (Vrms)
EL3H5-G	4.4x2.7x2.1	Darlington High CTR with small package	1.1	40	1	1	200~7500	80	75	-	-	-55-100	3750

Photo Coupler

Photo Coupler | Photo Darlington | 4Pin DIP-DC



UNIT : mm

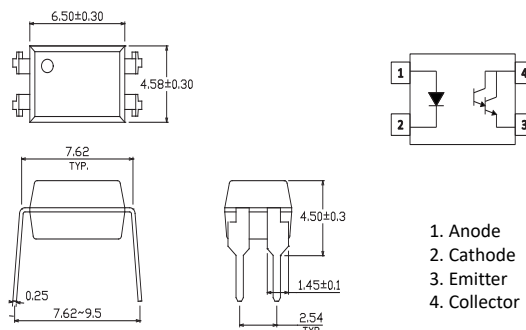


Product	Dimension (mm)	Feature	V _F (V)	BV _{CEO} (Min) (V)	V _{GE(SAT)} (Max) (V)	I _F (mA)	CTR (%)	tr (μs)	tf (μs)	ton (μs)	toff (μs)	T _{OPR} (°C)	Viso (Vrms)
EL452-G	4.4x4.1x2	Darlington High CTR with small package	1.2	350	1.5	1	>1000	80	10	-	-	-55-110	3750

Photo Coupler



UNIT : mm

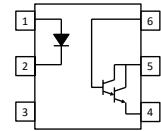
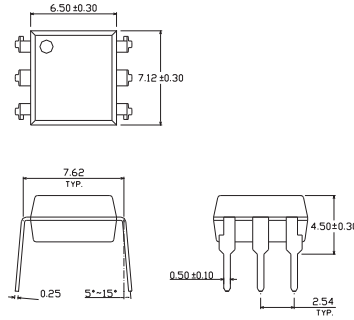


Product	Dimension (mm)	Feature	V _F (V)	BV _{CEO} (Min) (V)	V _{GE(SAT)} (Max) (V)	I _F (mA)	CTR (%)	tr (μs)	tf (μs)	ton (μs)	toff (μs)	T _{OPR} (°C)	Viso (Vrms)
EL815-G	6.5x4.58x3.5	Darlington High CTR	1.2	35	1	1	600~7500	60	53	-	-	-55-110	5000
EL852-G	6.5x4.58x3.5	Darlington High CTR, High V _{CEO} :350V	1.2	350	1.2	1	1000~15000	300	100	-	-	-55-100	5000

Photo Coupler | Photo Darlington | 6Pin DIP-DC



UNIT : mm



- 1. Anode
- 2. Cathode
- 3. No Connection
- 4. Emitter
- 5. Collector
- 6. Base

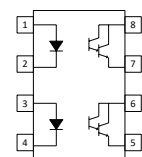
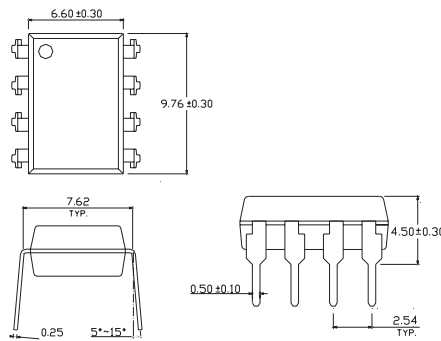
Product	Dimension (mm)	Feature	V _F (V)	BV _{CEO} (Min) (V)	V _{CE(SAT)} (Max) (V)	I _F (mA)	CTR (%)	tr (μs)	tf (μs)	ton (μs)	toff (μs)	T _{OPR} (°C)	Viso (Vrms)
4N29	7.12x6.5x3.5	Darlington High CTR	1.2	55	1	10	>100	-	-	5	40	-55-100	5000
4N30	7.12x6.5x3.5	Darlington High CTR	1.2	55	1	10	>100	-	-	5	40	-55-100	5000
4N31	7.12x6.5x3.5	Darlington High CTR	1.2	55	1.2	10	>50	-	-	5	40	-55-100	5000
4N32	7.12x6.5x3.5	Darlington High CTR	1.2	55	1	10	>500	-	-	5	100	-55-100	5000
4N33	7.12x6.5x3.5	Darlington High CTR	1.2	55	1	10	>500	-	-	5	100	-55-100	5000
H11B1	7.12x6.5x3.5	Darlington High CTR	1.2	55	1	1	>500	-	-	25	18	-55-100	5000
H11B2	7.12x6.5x3.5	Darlington High CTR	1.2	55	1	1	>200	-	-	25	18	-55-100	5000
H11B3	7.12x6.5x3.5	Darlington High CTR	1.2	55	1	1	>100	-	-	25	18	-55-100	5000
TIL113	7.12x6.5x3.5	Darlington High CTR	1.2	55	1.2	10	>300	-	-	5	100	-55-100	5000

Photo Coupler

Photo Coupler | Photo Darlington | 8Pin DIP-DC




UNIT : mm



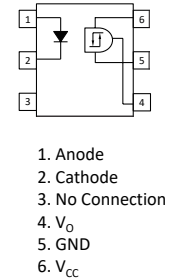
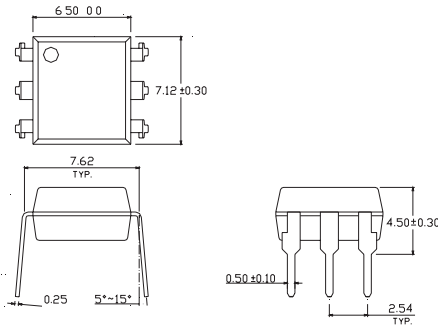
- 1, 3. Anode
- 2, 4. Cathode
- 5, 7. Emitter
- 6, 8. Collector

Product	Dimension (mm)	Feature	V _F (V)	BV _{CEO} (Min) (V)	V _{CE(SAT)} (Max) (V)	I _F (mA)	CTR (%)	tr (μs)	tf (μs)	ton (μs)	toff (μs)	T _{OPR} (°C)	Viso (Vrms)
EL825	9.76x6.6x3.5	Darlington High CTR, Dual CH	1.2	40	1	1	600~7500	60	53	-	-	-55-110	5000

Photo Coupler | Schmitt Trigger | 6Pin DIP-DC



UNIT : mm

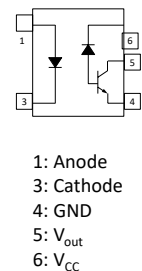
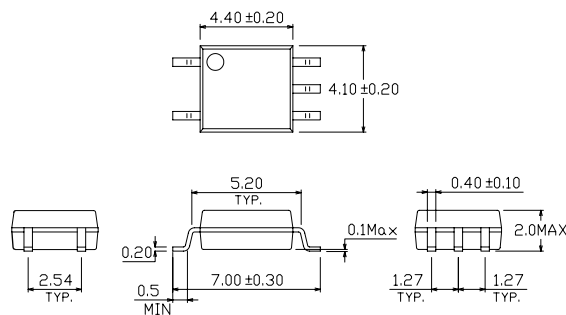


Product	Dimension(mm)	Feature	Supply Voltage (V)	I _{FT} (mA)	t _{ON} (ns)	t _{OFF} (ns)	T _{OPR} (°C)	Viso (Vrms)
H11L1	7.12x6.5x3.5	1M bps H to L, Schmitt trigger	3-15	1.6	4	4	-55-100	5000
H11L2	7.12x6.5x3.5	1M bps H to L, Schmitt trigger	3-15	10	4	4	-55-100	5000
H11L3	7.12x6.5x3.5	1M bps H to L, Schmitt trigger	3-15	5	4	4	-55-100	5000

Photo Coupler | High Speed | 5Pin SOP-DC



UNIT : mm

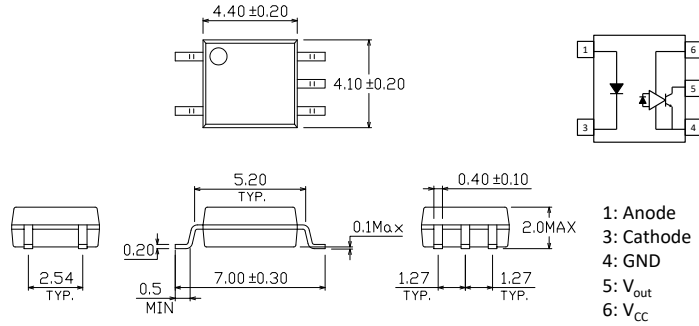


Product	Dimension (mm)	Feature	Supply Voltage (V)	I _{FT} (mA)	CTR (%)	t _{PHL} (ns)	t _{PLH} (ns)	CMR (V/us)	T _{OPR} (°C)	Viso (Vrms)
ELM452	4.4x4.1x2	1M bps H to L, Open-Collector Output, CTR type	30	-	>15	800	800	5000	-40-85	3750
ELM453	4.4x4.1x2	1M bps H to L, Open-Collector Output, CTR type	30	-	>15	800	800	15000	-40-85	3750
ELM453H	4.4x4.1x2	1M bps H to L, Open-Collector Output, CTR type, High TOPR	30	-	>25	1000	1000	1000	-40-125	3750
ELM456	4.4x4.1x2	1M bps H to L, IPM driver, Open-Collector Output, Threshold type	30	5	-	400	600	10000	-40-100	3750
ELM600	4.4x4.1x2	10M bps H to L, Open-Collector Output, Threshold type	7	5	-	100	100	-	-40-85	3750
ELM601	4.4x4.1x2	10M bps H to L, Open-Collector Output, Threshold type	7	5	-	100	100	5000	-40-85	3750
ELM611	4.4x4.1x2	10M bps H to L, Open-Collector Output, Threshold type	7	5	-	100	100	20000	-40-85	3750
ELM611H	4.4x4.1x2	10M bps H to L, Open-Collector Output, Threshold type, High TOPR	7	5	-	100	100	15000	-40-125	3750

Photo Coupler | High Speed | 5Pin SOP



UNIT : mm

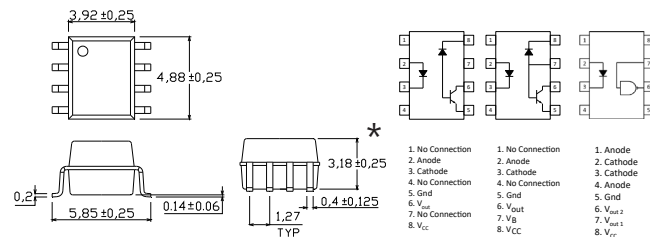


Product	Dimension (mm)	Feature	Supply Voltage (V)	I _{FT} (mA)	t _{PHL} (ns)	t _{PLH} (ns)	CMR (V/us)	T _{OPR} (°C)	Viso (Vrms)
ELM680	4.4x4.1x2	1M bps H to H, IPM driver, Totem Pole Output, Threshold type, DC input	30	5	400	400	10000	-40-85	3750
ELM684	4.4x4.1x2	1M bps H to H, IPM driver, Totem Pole Output, Threshold type, AC input	30	5	400	400	10000	-40-85	3750
ELM61A	4.4x4.1x2	10M bps H to H, Totem Pole Output, Threshold type, Low IFT	7	1.6	80	80	15000	-40-105	3750
ELM81L	4.4x4.1x2	15M bps H to L, Totem Pole Output, Threshold type	7	5	60	60	10000	-40-85	3750

Photo Coupler | High Speed | 8Pin SOP-DC



UNIT : mm



Product	Dimension (mm)	Feature	Supply Voltage (V)	I _{FT} (mA)	CTR (%)	t _{PHL} (ns)	t _{PLH} (ns)	CMR (V/us)	T _{OPR} (°C)	Viso (Vrms)
*EL0452	4.88x3.92x3.18	1M bps H to L, Open-Collector Output, CTR type	30	-	19~50	800	800	-	-55-100	3750
*EL0453	4.88x3.92x3.18	1M bps H to L, Open-Collector Output, CTR type	30	-	19~50	800	800	15000	-55-100	3750
EL0500	4.88x3.92x3.18	1M bps H to L, Open-Collector Output, CTR type	30	-	7~50	1500	1500	-	-55-100	3750
EL0501	4.88x3.92x3.18	1M bps H to L, Open-Collector Output, CTR type	30	-	19~50	800	800	-	-55-100	3750
EL0600	4.88x3.92x3.18	10M bps H to L, Open-Collector Output, Threshold type	7	5	-	75	75	-	-40-100	3750
EL0601	4.88x3.92x3.18	10M bps H to L, Open-Collector Output, Threshold type	7	5	-	75	75	5000	-40-100	3750
EL0611	4.88x3.92x3.18	10M bps H to L, Open-Collector Output, Threshold type	7	5	-	75	75	10000	-40-100	3750

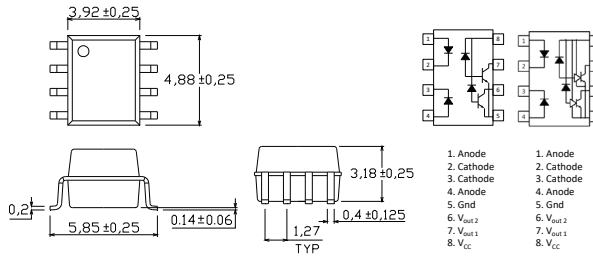
Star mark * : Please refer to the schematic of Pin configuration with " * " mark

Photo Coupler

Photo Coupler | High Speed | 8pin SOP-DC



UNIT : mm

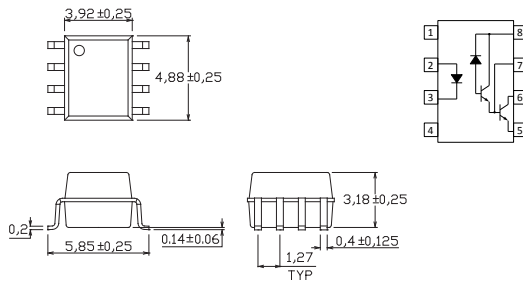


Product	Dimension (mm)	Feature	Supply Voltage (V)	I _{FT} (mA)	CTR (%)	t _{PHL} (ns)	t _{PLH} (ns)	CMR (V/us)	T _{OPR} (°C)	Viso (Vrms)
**EL0530	4.88x3.92x3.18	1M bps H to L, Dual CH, Open-Collector Output, CTR type	30	-	7~50	1500	1500	1000	-55-100	3750
**EL0531	4.88x3.92x3.18	1M bps H to L, Dual CH, Open-Collector Output, CTR type	30	-	19~50	800	800	1000	-55-100	3750
**EL0631	4.88x3.92x3.18	10M bps H to L, Dual CH, Open-Collector Output, Threshold type	7	5	-	100	100	10000	-40-100	3750


Star mark * : Please refer to the schematic of Pin configuration with " * * * * " mark



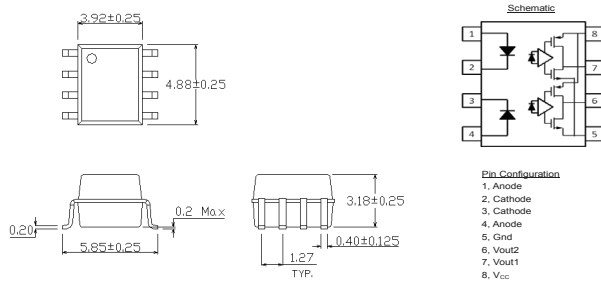
UNIT : mm



Product	Dimension (mm)	Feature	Supply Voltage (V)	CTR (%)	t _{PHL} (ns)	t _{PLH} (ns)	CMR (V/us)	T _{OPR} (°C)	Viso (Vrms)
EL0700	4.88x3.92x3.18	100K bps H to L, Darlington Open-Collector Output, CTR type	7	300(min)	10000	35000	1000	-40-85	3750
EL0701	4.88x3.92x3.18	100K bps H to L, Darlington Open-Collector Output, CTR type	18	500(min)	25000	60000	1000	-40-85	3750




UNIT : mm

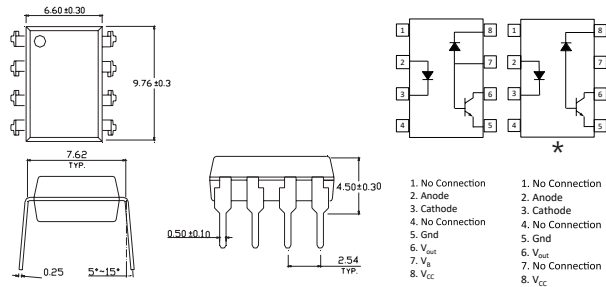


Product	Dimension (mm)	Feature	Supply Voltage (V)	I _{FT} (mA)	t _{PHL} (ns)	t _{PLH} (ns)	CMR (V/us)	T _{OPR} (°C)	Viso (Vrms)
EL083L	4.88x3.92x3.18	15M bps H to L, Dual CH, Totem Pole Output, Threshold type	7	5	60	60	10000	-40-85	3750

Photo Coupler | High Speed | 8pin DIP-DC



UNIT : mm

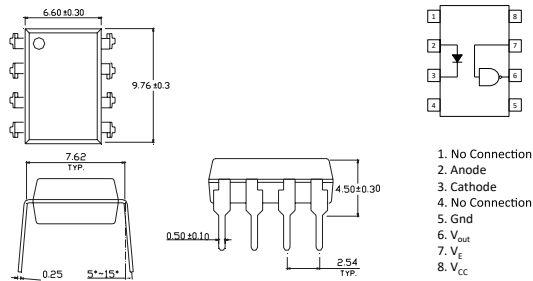


Product	Dimension (mm)	Feature	Supply Voltage (V)	CTR (%)	tPHL (ns)	tPLH (ns)	CMR (V/us)	T _{OPR} (°C)	Viso (Vrms)
6N135	9.76x6.6x3.5	1M bps H to L, Open-Collector Output, CTR type	30	7~50	1500	1500	1000	-55-100	5000
6N136	9.76x6.6x3.5	1M bps H to L, Open-Collector Output, CTR type	30	19~50	800	800	1000	-55-100	5000
*EL4502	9.76x6.6x3.5	1M bps H to L, Open-Collector Output, CTR type	30	19~50	800	800	1000	-55-100	5000
*EL4503	9.76x6.6x3.5	1M bps H to L, Open-Collector Output, CTR type	30	19~50	800	800	15000	-55-100	5000
*EL4504	9.76x6.6x3.5	1M bps H to L, Open-Collector Output, CTR type	30	>21	800	800	15000	-55-100	5000

Star mark * : Please refer to the schematic of Pin configuration with " * " " ** " *** " mark




UNIT : mm

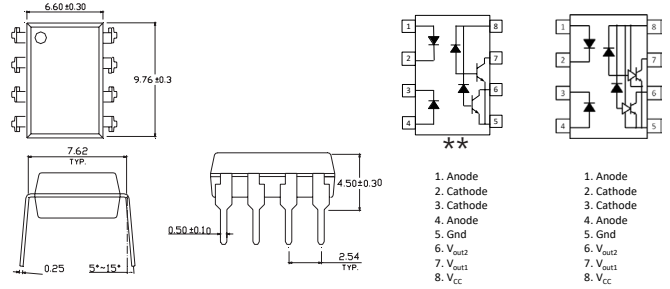


Product	Dimension (mm)	Feature	Supply Voltage (V)	I _{FT} (mA)	tPHL (ns)	tPLH (ns)	CMR (V/us)	T _{OPR} (°C)	Viso (Vrms)
6N137	9.76x6.6x3.5	10M bps H to L, Open-Collector Output, Threshold type	7	5	75	75	-	-40-85	5000
EL2601	9.76x6.6x3.5	10M bps H to L, Open-Collector Output, Threshold type	7	5	75	75	5000	-40-85	5000
EL2611	9.76x6.6x3.5	10M bps H to L, Open-Collector Output, Threshold type	7	5	75	75	10000	-40-85	5000

Photo Coupler | High Speed | 8pin DIP-DC



UNIT : mm



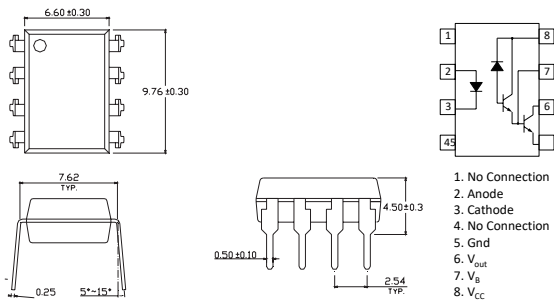
Product	Dimension (mm)	Feature	Supply Voltage (V)	I _{FT} (mA)	CTR (%)	t _{PHL} (ns)	t _{PLH} (ns)	CMR (V/us)	T _{OPR} (°C)	Viso (Vrms)
**EL2530	9.76x6.6x3.5	1M bps H to L, Dual CH, Open-Collector Output, CTR type	30	-	7~50	1500	1500	1000	-40-100	5000
**EL2531	9.76x6.6x3.5	1M bps H to L, Dual CH, Open-Collector Output, CTR type	30	-	19~50	800	800	1000	-40-100	5000
EL2630	9.76x6.6x3.5	10M bps H to L, Dual CH, Open-Collector Output, Threshold type	7	5	-	100	100	5000	-40-100	5000
EL2631	9.76x6.6x3.5	10M bps H to L, Dual CH, Open-Collector Output, Threshold type	7	5	-	100	100	10000	-40-100	5000

Star mark * : Please refer to the schematic of Pin configuration with " * " " ** " mark

Photo Coupler




UNIT : mm

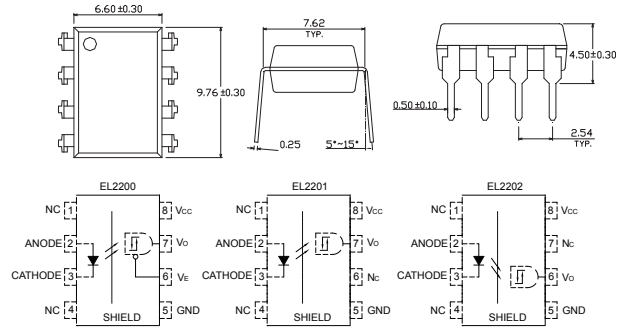


Product	Dimension (mm)	Feature	Supply Voltage (V)	I _{FT} (mA)	CTR (%)	t _{PHL} (ns)	t _{PLH} (ns)	CMR (V/us)	T _{OPR} (°C)	Viso (Vrms)
6N138	9.76x6.6x3.5	100K bps H to L, Darlington Open-Collector Output, CTR type	7	-	300(min)	10000	35000	1000	-40-85	5000
6N139	9.76x6.6x3.5	100K bps H to L, Darlington Open-Collector Output, CTR type	18	-	500(min)	25000	60000	1000	-40-85	5000

Photo Coupler | High Speed | 8pin DIP-DC




UNIT : mm

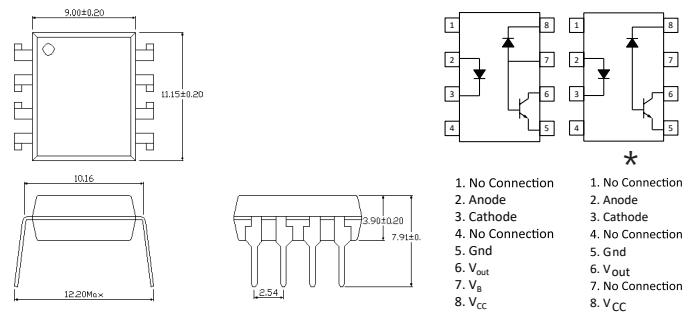


Product	Dimension (mm)	Feature	Supply Voltage (V)	I _{FT} (mA)	t _{PHL} (ns)	t _{PLH} (ns)	CMR (V/us)	T _{OPR} (°C)	Viso (Vrms)
EL2200	9.76x6.6x3.5	5M bps H to H, IPM driver, Totem Pole Output, Threshold type	20	1.6	300	300	1000	-40-85	5000
EL2201	9.76x6.6x3.5	5M bps H to H, IPM driver, Totem Pole Output, Threshold type	20	1.6	300	300	1000	-40-85	5000
EL2202	9.76x6.6x3.5	5M bps H to H, IPM driver, Totem Pole Output, Threshold type	20	1.6	300	300	1000	-40-85	5000

Photo Coupler | High Speed | 8Pin Wide Body DIP-DC



UNIT : mm




- ***
- 1. No Connection
 - 2. Anode
 - 3. Cathode
 - 4. No Connection
 - 5. Gnd
 - 6. V_{out}
 - 7. V_B
 - 8. V_{CC}

Product	Dimension (mm)	Feature	Supply Voltage (V)	CTR (%)	t _{PHL} (ns)	t _{PLH} (ns)	CMR (V/us)	T _{OPR} (°C)	Viso (Vrms)
ELW135	11.15x9x3.9	1M bps H to L, Open-Collector Output, CTR type, 400mil widy body	30	7~50	1500	1500	1000	-55-100	5000
ELW136	11.15x9x3.9	1M bps H to L, Open-Collector Output, CTR type, 400mil widy body	30	19~50	800	800	1000	-55-100	5000
*ELW4503	11.15x9x3.9	1M bps H to L, Open-Collector Output, CTR type, 400mil widy body	30	19~50	800	800	15000	-55-100	5000

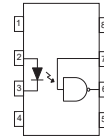
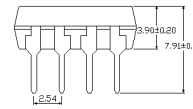
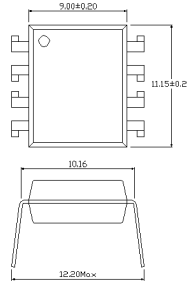
Star mark * : Please refer to the schematic of Pin configuration with " * " " ** " mark

Photo Coupler

Photo Coupler | High Speed | 8Pin Wide Body DIP-DC




UNIT : mm



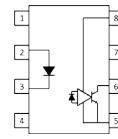
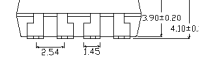
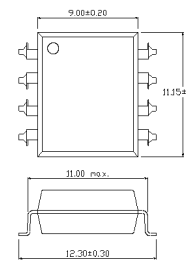
Pin Configuration
 1, No Connection
 2, Anode
 3, Cathode
 4, No Connection
 5, Gnd
 6, Vout
 7, V_E
 8, V_{CC}

Product	Dimension (mm)	Feature	Supply Voltage (V)	I _{FT} (mA)	CTR (%)	t _{PHL} (ns)	t _{PLH} (ns)	CMR (V/us)	T _{OPR} (°C)	Viso (Vrms)
ELW137	11.15x9x3.9	10M bps H to L, Open-Collector Output, Threshold type, 400mil wide body	7	5	-	100	100	-	-40-85	5000
ELW2601	11.15x9x3.9	10M bps H to L, Open-Collector Output, Threshold type, 400mil wide body	7	5	-	100	100	5000	-40-85	5000
ELW2611	11.15x9x3.9	10M bps H to L, Open-Collector Output, Threshold type, 400mil wide body	7	5	-	100	100	10000	-40-85	5000

Photo Coupler




UNIT : mm



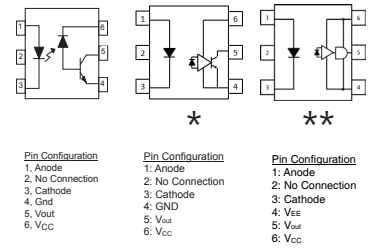
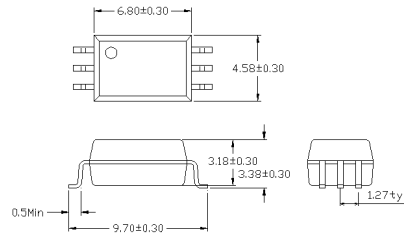
1, No Connection
 2, Anode
 3, Cathode
 4, No Connection
 5, Gnd
 6, V_{out}
 7, No Connection
 8, V_{CC}

Product	Dimension (mm)	Feature	Supply Voltage (V)	I _{FT} (mA)	t _{PHL} (ns)	t _{PLH} (ns)	CMR (V/us)	T _{OPR} (°C)	Viso (Vrms)
ELW4506	11.15x9x3.9	1M bps H to L, IPM driver, Open-Collector Output, Threshold type, 400mil wide body	30	5	400	600	10000	-40-100	5000

Photo Coupler | High Speed | 6Pin SDIP-DC



UNIT : mm

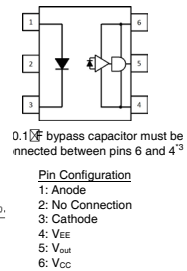
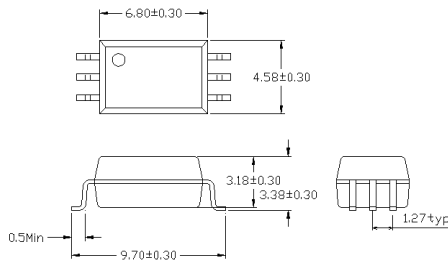


Product	Dimension (mm)	Feature	Supply Voltage (V)	I _{FT} (mA)	CTR (%)	t _{PHL} (ns)	t _{PLH} (ns)	CMR (V/us)	T _{OPR} (°C)	Viso (Vrms)
ELS511	6.8x4.58x3.18	1M bps H to L, Open-Collector Output, CTR type	30	-	20(min)	1500	1500	5000	-40-85	5000
*ELS611	6.8x4.58x3.18	10M bps H to L, Open-Collector Output, Threshold type	7	5	-	100	100	5000	-40-85	5000
ELS456	6.8x4.58x3.18	1M bps H to L, IPM driver, Open-Collector Output, Threshold type	30	5	-	400	600	10000	-40-100	5000

Star mark * : Please refer to the schematic of Pin configuration with " * " " ** " mark




UNIT : mm

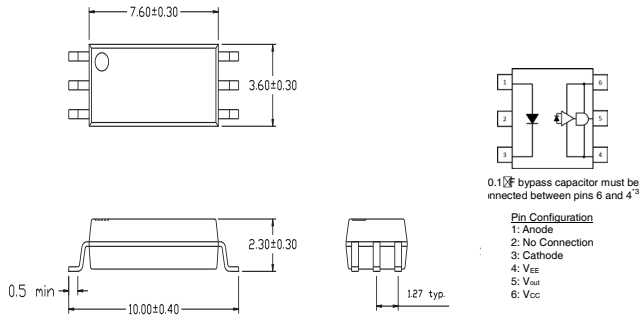


Product	Dimension (mm)	Feature	Supply Voltage (V)	I _{FT} (mA)	t _{PHL} (ns)	t _{PLH} (ns)	CMR (V/us)	T _{OPR} (°C)	Viso (Vrms)
ELS680	6.8x4.58x3.18	1M bps H to H, IPM driver, Totem Pole Output, Threshold type	30	5	350	350	10000	-40-100	5000

Photo Coupler | High Speed | 6Pin LSOP



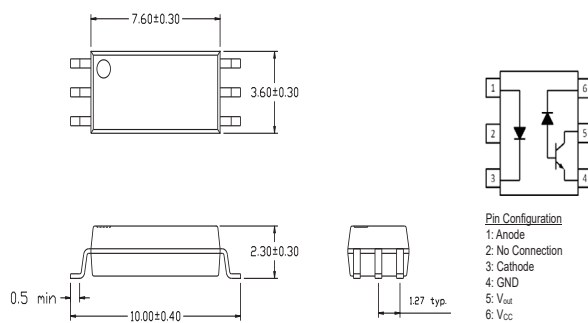
UNIT : mm



Product	Dimension (mm)	Feature	Supply Voltage (V)	I_{FT} (mA)	tPHL (ns)	tPLH (ns)	CMR (V/us)	T_{OPR} (°C)	Viso (Vrms)
EL6880	7.6x3.6x2.3	10M bps H to H, IPM driver, Totem Pole Output, Threshold type	30	1.6	120	120	10000	-40-100	5000



UNIT : mm

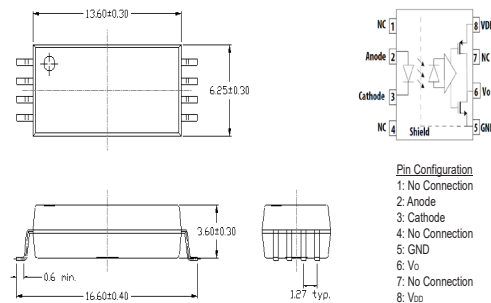


Product	Dimension (mm)	Feature	Supply Voltage (V)	CTR (%)	tPHL (ns)	tPLH (ns)	CMR (V/us)	T_{OPR} (°C)	Viso (Vrms)
EL2751	7.6x3.6x2.3	1M bps H to L, Open-Collector Output, CTR type	30	20(min)	1500	1500	5000	-40-100	5000

Photo Coupler | High Speed | 8Pin 15mm LLSOP-DC



UNIT : mm

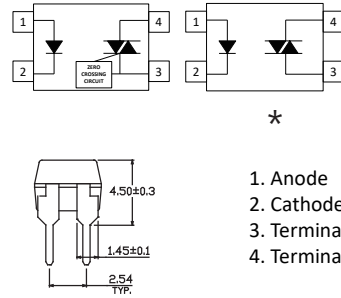
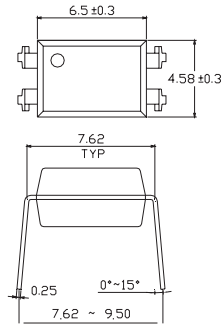


Product	Dimension (mm)	Feature	Supply Voltage (V)	I_{FT} (mA)	tPHL (ns)	tPLH (ns)	CMR (V/us)	T_{OPR} (°C)	Viso (Vrms)
ELH61A	13.6x6.25x3.6	10M bps H to H, Totem Pole Output, Threshold type, 15mm Creepage, CTI>600	7	3.8	100	100	20000	-40-100	7500

Photo Coupler | Triac Driver | 4Pin DIP-DC



UNIT : mm



*

- 1. Anode
- 2. Cathode
- 3. Terminal
- 4. Terminal

Product	Dimension (mm)	Feature	V _F (V)	V _{DRM} (Max) (V)	V _{TM} (V)	V _{INH} (V)	I _{T rms} (mA)	I _{FT} (mA)	T _{OPR} (°C)	Viso (Vrms)
ELT3041	6.5x4.58x3.5	400V VDRM Zero-cross	1.5	400	3	20	70	15	-55-100	5000
ELT3042	6.5x4.58x3.5	400V VDRM Zero-cross	1.5	400	3	20	70	10	-55-100	5000
ELT3043	6.5x4.58x3.5	400V VDRM Zero-cross	1.5	400	3	20	70	5	-55-100	5000
ELT3061	6.5x4.58x3.5	600V VDRM Zero-cross	1.5	600	3	20	70	15	-55-100	5000
ELT3062	6.5x4.58x3.5	600V VDRM Zero-cross	1.5	600	3	20	70	10	-55-100	5000
ELT3063	6.5x4.58x3.5	600V VDRM Zero-cross	1.5	600	3	20	70	5	-55-100	5000
ELT3081	6.5x4.58x3.5	800V VDRM Zero-cross	1.5	800	3	20	70	15	-55-100	5000
ELT3082	6.5x4.58x3.5	800V VDRM Zero-cross	1.5	800	3	20	70	10	-55-100	5000
ELT3083	6.5x4.58x3.5	800V VDRM Zero-cross	1.5	800	3	20	70	5	-55-100	5000
*ELT3021	6.5x4.58x3.5	400V VDRM Random Phase	1.5	400	2.5	-	70	15	-55-100	5000
*ELT3022	6.5x4.58x3.5	400V VDRM Random Phase	1.5	400	2.5	-	70	10	-55-100	5000
*ELT3023	6.5x4.58x3.5	400V VDRM Random Phase	1.5	400	2.5	-	70	5	-55-100	5000
*ELT3051	6.5x4.58x3.5	600V VDRM Random Phase	1.5	600	2.5	-	70	15	-55-100	5000
*ELT3052	6.5x4.58x3.5	600V VDRM Random Phase	1.5	600	2.5	-	70	10	-55-100	5000
*ELT3053	6.5x4.58x3.5	600V VDRM Random Phase	1.5	600	2.5	-	70	5	-55-100	5000

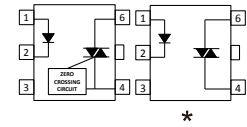
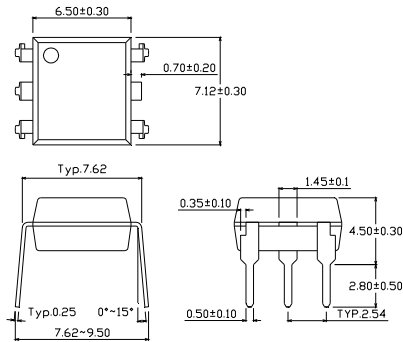
Star mark * : Please refer to the schematic of Pin configuration with " * " mark

Photo Coupler

Photo Coupler | Triac Driver | 5Pin DIP-DC



UNIT : mm



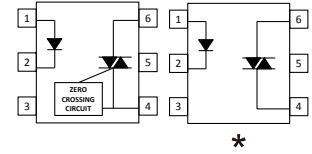
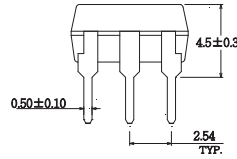
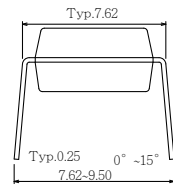
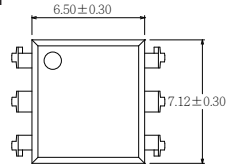
- 1. Anode
- 2. Cathode
- 3. No Connection
- 4. Terminal
- 5. Pin Cut
- 6. Terminal

Product	Dimension (mm)	Feature	V _F (V)	V _{DRM} (Max) (V)	V _{TM} (V)	V _{INH} (V)	I _{T,rms} (mA)	I _{FT} (mA)	T _{OPR} (°C)	Viso (Vrms)
EL3031(P5)	7.12x6.5x3.5	250V VDRM Zero-cross	1.5	250	3	20	100	15	-55-100	5000
EL3032(P5)	7.12x6.5x3.5	250V VDRM Zero-cross	1.5	250	3	20	100	10	-55-100	5000
EL3033(P5)	7.12x6.5x3.5	250V VDRM Zero-cross	1.5	250	3	20	100	5	-55-100	5000
EL3041(P5)	7.12x6.5x3.5	400V VDRM Zero-cross	1.5	400	3	20	100	15	-55-100	5000
EL3042(P5)	7.12x6.5x3.5	400V VDRM Zero-cross	1.5	400	3	20	100	10	-55-100	5000
EL3043(P5)	7.12x6.5x3.5	400V VDRM Zero-cross	1.5	400	3	20	100	5	-55-100	5000
EL3061(P5)	7.12x6.5x3.5	600V VDRM Zero-cross	1.5	600	3	20	100	15	-55-100	5000
EL3062(P5)	7.12x6.5x3.5	600V VDRM Zero-cross	1.5	600	3	20	100	10	-55-100	5000
EL3063(P5)	7.12x6.5x3.5	600V VDRM Zero-cross	1.5	600	3	20	100	5	-55-100	5000
EL3081(P5)	7.12x6.5x3.5	800V VDRM Zero-cross	1.5	800	3	20	100	15	-55-100	5000
EL3082(P5)	7.12x6.5x3.5	800V VDRM Zero-cross	1.5	800	3	20	100	10	-55-100	5000
EL3083(P5)	7.12x6.5x3.5	800V VDRM Zero-cross	1.5	800	3	20	100	5	-55-100	5000
*EL3010(P5)	7.12x6.5x3.5	250V VDRM Random Phase	1.5	250	2.5	-	100	15	-55-100	5000
*EL3011(P5)	7.12x6.5x3.5	250V VDRM Random Phase	1.5	250	2.5	-	100	10	-55-100	5000
*EL3012(P5)	7.12x6.5x3.5	250V VDRM Random Phase	1.5	250	2.5	-	100	5	-55-100	5000
*EL3021(P5)	7.12x6.5x3.5	400V VDRM Random Phase	1.5	400	2.5	-	100	15	-55-100	5000
*EL3022(P5)	7.12x6.5x3.5	400V VDRM Random Phase	1.5	400	2.5	-	100	10	-55-100	5000
*EL3023(P5)	7.12x6.5x3.5	400V VDRM Random Phase	1.5	400	2.5	-	100	5	-55-100	5000
*EL3051(P5)	7.12x6.5x3.5	600V VDRM Random Phase	1.5	600	2.5	-	100	15	-55-100	5000
*EL3052(P5)	7.12x6.5x3.5	600V VDRM Random Phase	1.5	600	2.5	-	100	10	-55-100	5000
*EL3053(P5)	7.12x6.5x3.5	600V VDRM Random Phase	1.5	600	2.5	-	100	5	-55-100	5000
EL3071(P5)	7.12x6.5x3.5	800V VDRM Random Phase	1.5	800	2.5	-	100	15	-55-100	5000
EL3072(P5)	7.12x6.5x3.5	800V VDRM Random Phase	1.5	800	2.5	-	100	10	-55-100	5000
EL3073(P5)	7.12x6.5x3.5	800V VDRM Random Phase	1.5	800	2.5	-	100	5	-55-100	5000

Photo Coupler | Triac Driver | 6Pin DIP-DC



UNIT : mm



- 1. Anode
- 2. Cathode
- 3. No Connection
- 4. Terminal
- 5. Substrate (do not connect)
- 6. Terminal

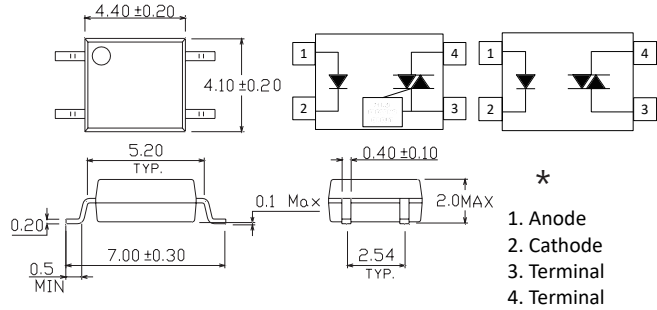
Product	Dimension (mm)	Feature	V _F (V)	V _{DRM} (Max) (V)	V _{TM} (V)	V _{INH} (V)	I _{T rms} (mA)	I _{FT} (mA)	T _{OPR} (°C)	Viso (Vrms)
EL3031	7.12x6.5x3.5	250V VDRM Zero-cross	1.5	250	3	20	100	15	-55-100	5000
EL3032	7.12x6.5x3.5	250V VDRM Zero-cross	1.5	250	3	20	100	10	-55-100	5000
EL3033	7.12x6.5x3.5	250V VDRM Zero-cross	1.5	250	3	20	100	5	-55-100	5000
EL3041	7.12x6.5x3.5	400V VDRM Zero-cross	1.5	400	3	20	100	15	-55-100	5000
EL3042	7.12x6.5x3.5	400V VDRM Zero-cross	1.5	400	3	20	100	10	-55-100	5000
EL3043	7.12x6.5x3.5	400V VDRM Zero-cross	1.5	400	3	20	100	5	-55-100	5000
EL3061	7.12x6.5x3.5	600V VDRM Zero-cross	1.5	600	3	20	100	15	-55-100	5000
EL3062	7.12x6.5x3.5	600V VDRM Zero-cross	1.5	600	3	20	100	10	-55-100	5000
EL3063	7.12x6.5x3.5	600V VDRM Zero-cross	1.5	600	3	20	100	5	-55-100	5000
EL3081	7.12x6.5x3.5	800V VDRM Zero-cross	1.5	800	3	20	100	15	-55-100	5000
EL3082	7.12x6.5x3.5	800V VDRM Zero-cross	1.5	800	3	20	100	10	-55-100	5000
EL3083	7.12x6.5x3.5	800V VDRM Zero-cross	1.5	800	3	20	100	5	-55-100	5000
*EL3010	7.12x6.5x3.5	250V VDRM Random Phase	1.5	250	2.5	-	100	15	-55-100	5000
*EL3011	7.12x6.5x3.5	250V VDRM Random Phase	1.5	250	2.5	-	100	10	-55-100	5000
*EL3012	7.12x6.5x3.5	250V VDRM Random Phase	1.5	250	2.5	-	100	5	-55-100	5000
*EL3020	7.12x6.5x3.5	400V VDRM Random Phase	1.5	400	2.5	-	100	30	-55-100	5000
*EL3021	7.12x6.5x3.5	400V VDRM Random Phase	1.5	400	2.5	-	100	15	-55-100	5000
*EL3022	7.12x6.5x3.5	400V VDRM Random Phase	1.5	400	2.5	-	100	10	-55-100	5000
*EL3023	7.12x6.5x3.5	400V VDRM Random Phase	1.5	400	2.5	-	100	5	-55-100	5000
*EL3051	7.12x6.5x3.5	600V VDRM Random Phase	1.5	600	2.5	-	100	15	-55-100	5000
*EL3052	7.12x6.5x3.5	600V VDRM Random Phase	1.5	600	2.5	-	100	10	-55-100	5000
*EL3053	7.12x6.5x3.5	600V VDRM Random Phase	1.5	600	2.5	-	100	5	-55-100	5000
EL3071	7.12x6.5x3.5	800V VDRM Random Phase	1.5	800	2.5	-	100	15	-55-100	5000
EL3072	7.12x6.5x3.5	800V VDRM Random Phase	1.5	800	2.5	-	100	10	-55-100	5000
EL3073	7.12x6.5x3.5	800V VDRM Random Phase	1.5	800	2.5	-	100	5	-55-100	5000

Star mark * : Please refer to the schematic of Pin configuration with " * " mark

Photo Coupler | Triac Driver | 4Pin SOP




UNIT : mm



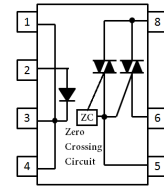
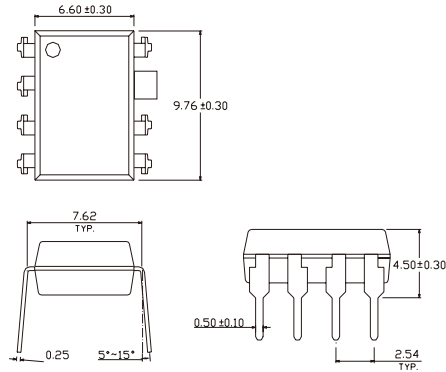
Product	Dimension (mm)	Number of Channels	V _F (V)	V _{DRM} (Max) (V)	V _{TM} (V)	V _{INH} (V)	I _{T rms} (mA)	I _{FT} (mA)	T _{OPR} (°C)	Viso (Vrms)
ELM3042	4.4x4.1x2	400V VDRM Zero-cross	1.5	400	3	20	70	10	-40-100	3750
ELM3043	4.4x4.1x2	400V VDRM Zero-cross	1.5	400	3	20	70	5	-40-100	3750
ELM3044	4.4x4.1x2	400V VDRM Zero-cross	1.5	400	3	20	70	3	-40-100	3750
ELM3062	4.4x4.1x2	600V VDRM Zero-cross	1.5	600	3	20	70	10	-40-100	3750
ELM3063	4.4x4.1x2	600V VDRM Zero-cross	1.5	600	3	20	70	5	-40-100	3750
ELM3064	4.4x4.1x2	600V VDRM Zero-cross	1.5	600	3	20	70	3	-40-100	3750
ELM3082	4.4x4.1x2	800V VDRM Zero-cross	1.5	800	3	20	70	10	-40-100	3750
ELM3083	4.4x4.1x2	800V VDRM Zero-cross	1.5	800	3	20	70	5	-40-100	3750
ELM3084	4.4x4.1x2	800V VDRM Zero-cross	1.5	800	3	20	70	3	-40-100	3750
*ELM3022	4.4x4.1x2	400V VDRM Random Phase	1.5	400	2.5	-	70	10	-40-100	3750
*ELM3023	4.4x4.1x2	400V VDRM Random Phase	1.5	400	2.5	-	70	5	-40-100	3750
*ELM3024	4.4x4.1x2	400V VDRM Random Phase	1.5	400	2.5	-	70	3	-40-100	3750
*ELM3052	4.4x4.1x2	600V VDRM Random Phase	1.5	600	2.5	-	70	10	-40-100	3750
*ELM3053	4.4x4.1x2	600V VDRM Random Phase	1.5	600	2.5	-	70	5	-40-100	3750
*ELM3054	4.4x4.1x2	600V VDRM Random Phase	1.5	600	2.5	-	70	3	-40-100	3750

Star mark * : Please refer to the schematic of Pin configuration with " * " mark

Photo Coupler | Photo Power Triac Driver | 8Pin DIP-DC




UNIT : mm

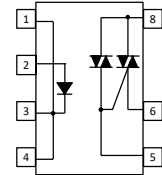
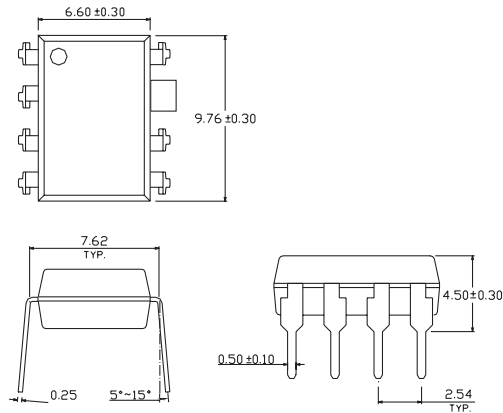


LED Anode 2
LED Cathode 1, 3, 4
Triac Gate 5
Triac T1 6
Triac T2.. 8

Product	Dimension (mm)	Number of Channels	V _F (V)	V _{DRM} (Max) (V)	V _{TM} (V)	V _{INH} (V)	I _{T rms} (mA)	I _{FT} (mA)	T _{OPR} (°C)	Viso (Vrms)
ELR0213	9.76x6.5x3.5	600V VDRM Zero-cross	1.4	600	2.5	50	300	10	-40-85	5000
ELR1213	9.76x6.5x3.5	600V VDRM Zero-cross	1.4	600	2.5	50	600	10	-40-85	5000
ELR2213	9.76x6.5x3.5	600V VDRM Zero-cross	1.4	600	2.5	50	900	10	-40-85	5000
ELR3213	9.76x6.5x3.5	600V VDRM Zero-cross	1.4	600	2.5	50	1200	10	-40-85	5000



UNIT : mm



2. Anode
1, 3, 4. Cathode
5. Triac Gate
6. Triac T1
8. Triac T2

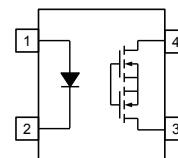
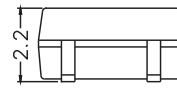
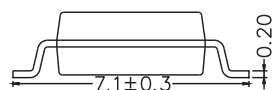
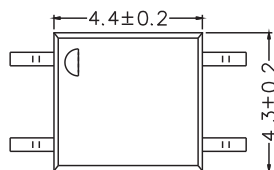
Product	Dimension (mm)	Number of Channels	V _F (V)	V _{DRM} (Max) (V)	V _{TM} (V)	V _{INH} (V)	I _{T rms} (mA)	I _{FT} (mA)	T _{OPR} (°C)	Viso (Vrms)
ELR0223	9.76x6.5x3.5	600V VDRM Random Phase	1.4	600	2.5	-	300	10	-40-85	5000
ELR1223	9.76x6.5x3.5	600V VDRM Random Phase	1.4	600	2.5	-	600	10	-40-85	5000
ELR2223	9.76x6.5x3.5	600V VDRM Random Phase	1.4	600	2.5	-	900	10	-40-85	5000
ELR3223	9.76x6.5x3.5	600V VDRM Random Phase	1.4	600	2.5	-	1200	10	-40-85	5000

Photo Coupler

Photo Coupler | Solid State Relay | 4pin SOP



UNIT : mm



- 1. Anode
- 2. Cathode
- 3.4. Drain

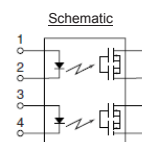
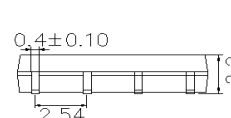
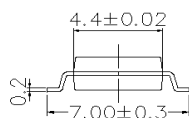
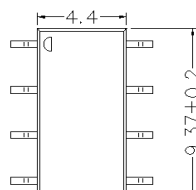
Product	Dimension (mm)	Feature	Load Voltage (V)	Load Current (mA)	R _{ON} (typ)(Ω)	I _{FT} (mA)	T _{OPR} (°C)	Viso (Vrms)
ELM440A	4.4x4.3x2.2	Form A, 400V Mosfet output, AECQ101 option	400	120	30	5	-40-85	3750
ELM460A	4.4x4.3x2.2	Form A, 600V Mosfet output, AECQ101 option	600	50	70	5	-40-85	3750

Photo Coupler | Solid State Relay | 8pin SOP-2.54mm

Photo Coupler



UNIT : mm



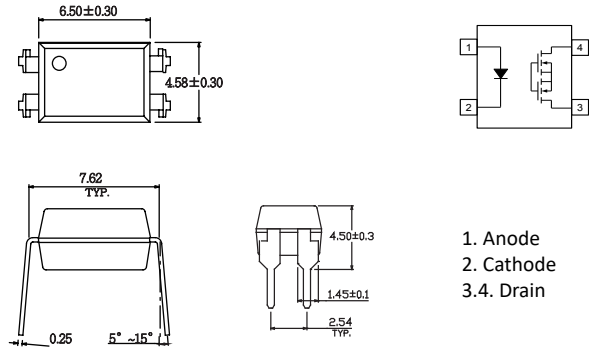
- Pin Configuration
- 1, 3 LED Cathode
 - 2, 4 LED Anode
 - 5,6,7,8 MOSFET

Product	Dimension (mm)	Feature	Load Voltage (V)	Load Current (mA)	R _{ON} (typ)(Ω)	I _{FT} (mA)	T _{OPR} (°C)	Viso (Vrms)
ELM840A	9.37x4.4x2.2	Form A, 400V Mosfet output, Dual CH	400	120	30	5	-40-85	3750

Photo Coupler | Solid State Relay | 4Pin DIP



UNIT : mm

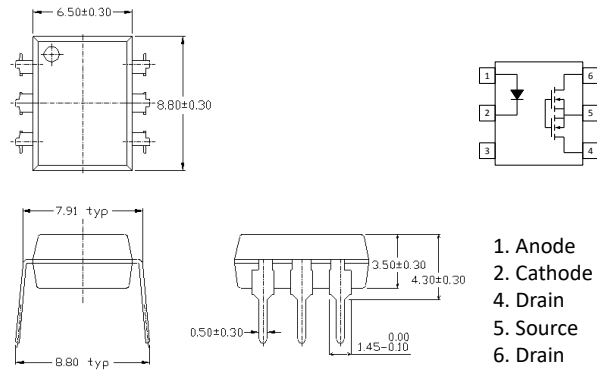


Product	Dimension (mm)	Feature	Load Voltage (V)	Load Current (mA)	R _{ON} (typ)(Ω)	I _{FT} (mA)	T _{OPR} (°C)	Viso (Vrms)
EL406A	6.5x4.58x3.5	Form A, 60V Mosfet output	60	550	2.5	5	-40-85	5000
EL425A	6.5x4.58x3.5	Form A, 250V Mosfet output	250	150	28	5	-40-85	5000
EL440A	6.5x4.58x3.5	Form A, 400V Mosfet output, AECQ101 option	400	120	30	5	-40-85	5000
EL460A	6.5x4.58x3.5	Form A, 600V Mosfet output, AECQ101 option	600	50	70	5	-40-85	5000

Photo Coupler | Solid State Relay | 6Pin DIP-DC




UNIT : mm

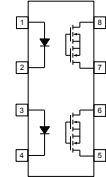
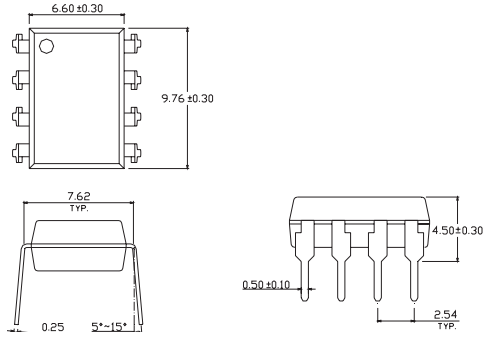


Product	Dimension (mm)	Feature	Load Voltage (V)	Load Current (mA)	R _{ON} (typ)(Ω)	I _{FT} (mA)	T _{OPR} (°C)	Viso (Vrms)
EL606A	8.8x6.5x3.5	Form A, 60V Mosfet output	60	550	2.5	3	-40-85	5000
EL625A	8.8x6.5x3.5	Form A, 250V Mosfet output	250	150	30	3	-40-85	5000
EL640A	8.8x6.5x3.5	Form A, 400V Mosfet output	400	120	30	3	-40-85	5000
EL660A	8.8x6.5x3.5	Form A, 600V Mosfet output	600	50	70	3	-40-85	5000
EL606A3	8.8x6.5x3.5	Form A, 60V Mosfet output, Low RDSON	60	2000	1	5	-40-110	3750
EL603A5	8.8x6.5x3.5	Form A, 30V Mosfet output, Low RDSON	30	5000	1	5	-40-110	3750
EL6150A	8.8x6.5x3.5	Form A, 1500V Mosfet output	1500	20	500	5	-40-110	3750
EV6150A	8.8x6.5x3.5	Form A, 1500V Mosfet output, AECQ101	1500	20	500	5	-40-125	3750

Photo Coupler | Solid State Relay | 8Pin DIP-DC



UNIT : mm



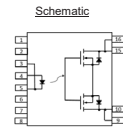
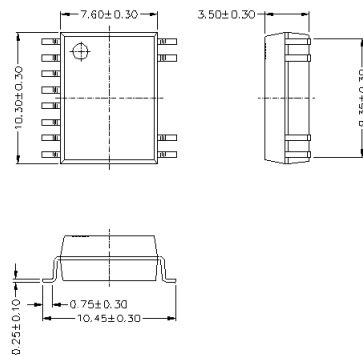
1, 3. Anode
2, 4. Cathode
5, 6, 7, 8. Drain

Product	Dimension (mm)	Feature	Load Voltage (V)	Load Current (mA)	R _{ON} (typ)(Ω)	I _{FT} (mA)	T _{OPR} (°C)	Viso (Vrms)
EL840A	9.76x6.6x3.5	Form A, 400V Mosfet output, Dual CH, AECQ101 option	400	120	30	5	-40-85	5000
EL860A	9.76x6.6x3.5	Form A, 600V Mosfet output, Dual CH, AECQ101 option	600	50	70	5	-40-85	5000

Photo Coupler | Solid State Relay | 16Pin DIP




UNIT : mm



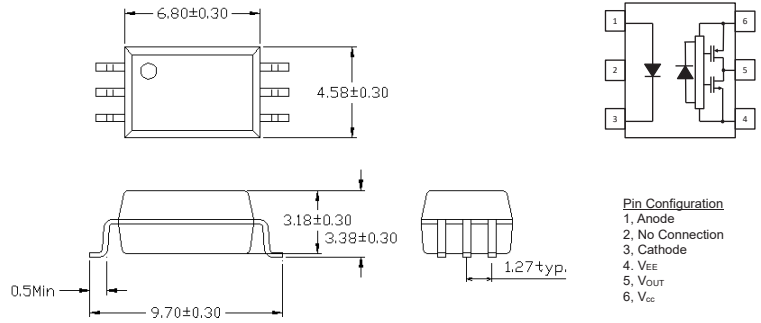
Pin Configuration
1, 2, 6, 7, 8 No Connect
3, 5 LED Cathode
4, LED Anode
10, 9 MOSFET Drain
16, 15 MOSFET Drain

Product	Dimension (mm)	Feature	Load Voltage (V)	Load Current (mA)	R _{ON} (typ)(Ω)	I _{FT} (mA)	T _{OPR} (°C)	Viso (Vrms)
EV16150A	10.3x7.6x3.5	Form A, 1500V Mosfet output, AECQ101	1500	20	500	5	-40-85	5000

Photo Coupler | Solid State Relay | 6Pin-SDIP-DIP



UNIT : mm



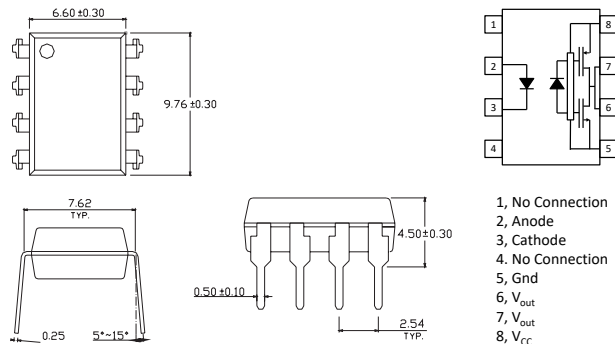
Pin Configuration
 1, Anode
 2, No Connection
 3, Cathode
 4, V_{EE}
 5, V_{OUT}
 6, V_{CC}

Product	Dimension (mm)	Feature	Supply Voltage (V)	I _{FT} (mA)	tPLH(ns)	tPHL(ns)	CMR(V/μs)	T _{OPR} (°C)	Viso (Vrms)
ELS3120	9.76x6.6x3.5	Rail to Rail Output, 2.5A	15-30	5	300	300	25000	-40-110	5000
ELS3121	9.76x6.6x3.5	Rail to Rail Output, 2.5A	10-30	5	300	300	25000	-40-110	5000
ELS3150	9.76x6.6x3.5	Rail to Rail Output, 1A	15-30	5	400	400	15000	-40-110	5000
ELS3151	9.76x6.6x3.5	Rail to Rail Output, 1A	10-30	5	400	400	15000	-40-110	5000

Photo Coupler | IGBT Gate Driver | 8Pin DIP-DC



UNIT : mm

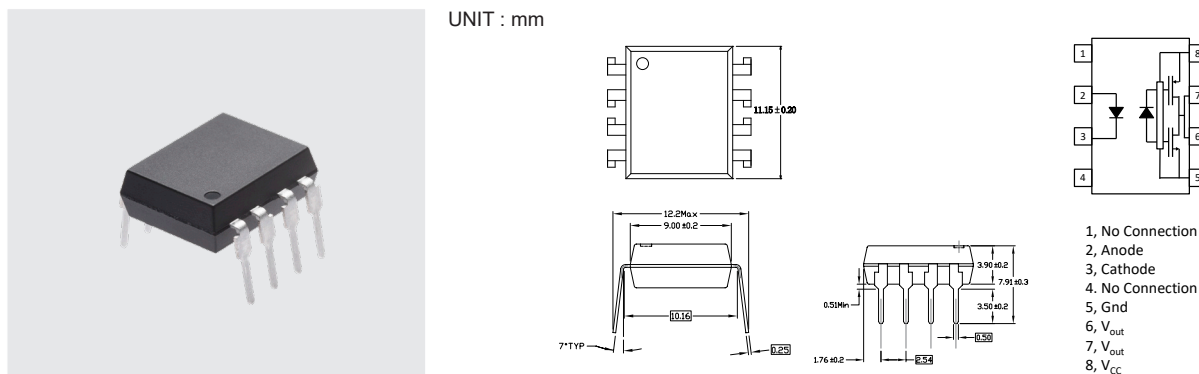


1, No Connection
 2, Anode
 3, Cathode
 4, No Connection
 5, Gnd
 6, V_{out}
 7, V_{out}
 8, V_{CC}

Product	Dimension (mm)	Feature	Supply Voltage (V)	I _{FT} (mA)	tPLH(ns)	tPHL(ns)	CMR(V/μs)	T _{OPR} (°C)	Viso (Vrms)
EL3120	6.8x4.58x3.18	Rail to Rail Output, 2.5A	15-30	5	300	300	25000	-40-110	5000
EL3121	6.8x4.58x3.18	Rail to Rail Output, 2.5A	10-30	5	300	300	25000	-40-110	5000
EL3150	6.8x4.58x3.18	Rail to Rail Output, 1A	15-30	5	300	300	20000	-40-110	5000
EL3151	6.8x4.58x3.18	Rail to Rail Output, 1A	10-30	5	300	300	20000	-40-110	5000

Photo Coupler

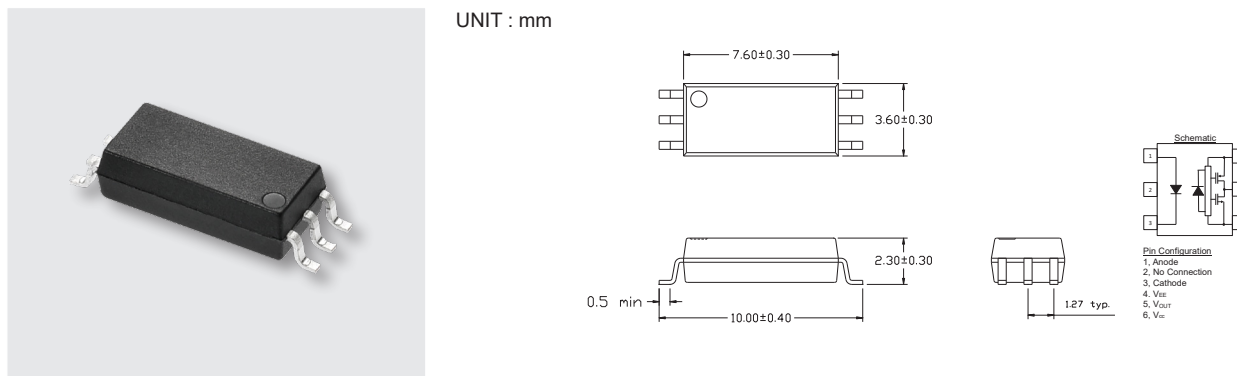
Photo Coupler | IGBT Gate Driver | 8pin Wide Body DIP-DC



Product	Dimension (mm)	Feature	Supply Voltage (V)	I _{FT} (mA)	tPLH (ns)	tPHL (ns)	CMR (V/μs)	T _{OPR} (°C)	Viso (Vrms)
ELW3120	11.15x9x3.9	Rail to Rail Output, 2.5A	15-30	5	400	400	20000	-40-100	5000
ELW3121	11.15x9x3.9	Rail to Rail Output, 2.5A	10-30	5	400	400	20000	-40-100	5000
ELW3150	11.15x9x3.9	Rail to Rail Output, 1A	15-30	5	400	400	20000	-40-100	5000
ELW3151	11.15x9x3.9	Rail to Rail Output, 1A	10-30	5	400	400	20000	-40-100	5000

Photo Coupler

Photo Coupler | IGBT Gate Driver | 6PIN-LONG CREEPAGE-DC

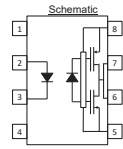
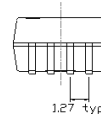
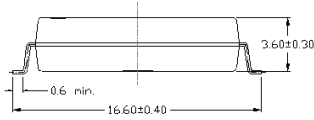
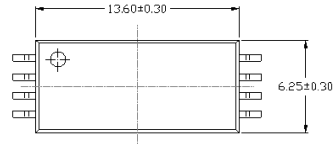


Product	Dimension (mm)	Feature	Supply Voltage (V)	I _{FT} (mA)	tPLH (ns)	tPHL (ns)	CMR (V/μs)	T _{OPR} (°C)	Viso (Vrms)
EL5770	7.6x3.6x2.3	Rail to Rail Output, 4A	15-30	5	300	300	25000	-40-110	5000
EL5771	7.6x3.6x2.3	Rail to Rail Output, 4A	10-30	5	300	300	25000	-40-110	5000
EL5720	7.6x3.6x2.3	Rail to Rail Output, 2.5A	15-30	5	300	300	25000	-40-110	5000
EL5721	7.6x3.6x2.3	Rail to Rail Output, 2.5A	10-30	5	300	300	25000	-40-110	5000
EL5750	7.6x3.6x2.3	Rail to Rail Output, 1A	15-30	5	400	400	20000	-40-110	5000
EL5751	7.6x3.6x2.3	Rail to Rail Output, 1A	10-30	5	400	400	20000	-40-110	5000

Photo Coupler | IGBT Gate Driver | 8pin 15mm-LLSOP-DC



UNIT : mm



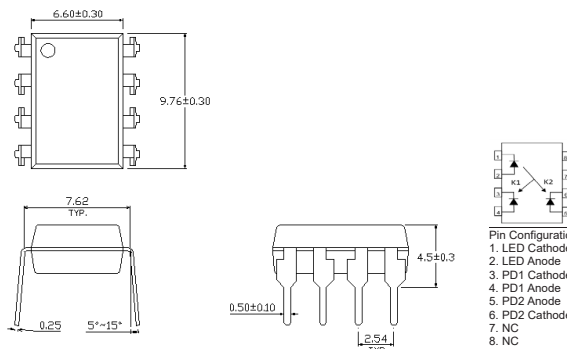
Pin Configuration
 1, No Connection
 2, Anode
 3, Cathode
 4, No Connection
 5, V_{EE}
 6, V_{OUT}
 7, V_{OUT}
 8, V_{CC}
 Note A : 0.1 μ F bypass capacitor must be connected between pins 5 and 8

Product	Dimension (mm)	Feature	Supply Voltage (V)	I _{FT} (mA)	t _{PLH} (ns)	t _{PHL} (ns)	CMR (V/ μ s)	T _{OPR} (°C)	Viso (Vrms)
ELH3170	13.6x6.25x3.6	Rail to Rail Output, 4A, 15mm Creepage, CTI>600	15-30	5	300	300	25000	-40-105	7500

Photo Coupler | Linear Coupler | Linear 8PIN-DIP



UNIT : mm

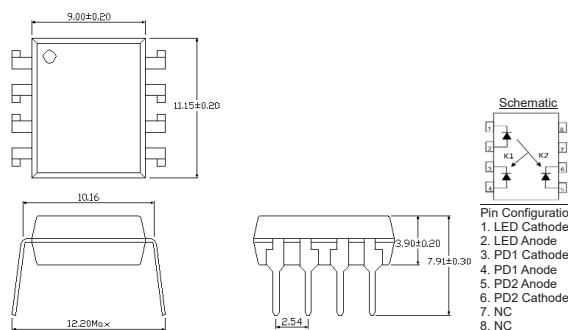


Product	Dimension (mm)	package	Feature	V _{RPD} (V)	Transfer Gain	Transfer Gain (25°C)	T _{OPR} (°C)	Viso (Vrms)
ELL300	9.76x6.6x3.5	DIP8	Great Linearity, Transfer Gain	30	1	±5%,±10%,±40%	-40-100	5000

Photo Coupler | Linear Coupler | Linear 8pin Wide Body DIP-DC




UNIT : mm

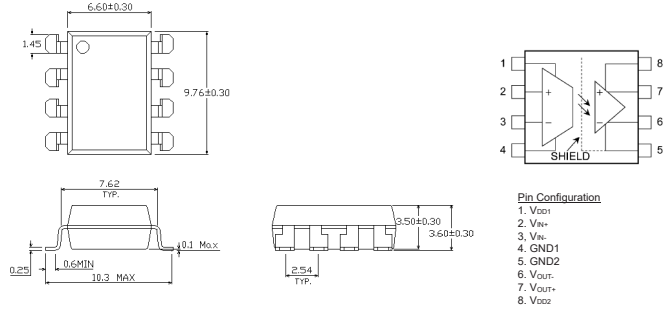


Product	Dimension (mm)	package	Feature	V _{RPD} (V)	Transfer Gain	Transfer Gain (25°C)	T _{OPR} (°C)	Viso (Vrms)
ELL200	11.15x9x3.9	WDIP8	Great Linearity, Transfer Gain	30	1	±5%,±10%,±40%	-40-100	5000

Photo Coupler | Isoamp | 8PIN-DIP



UNIT : mm

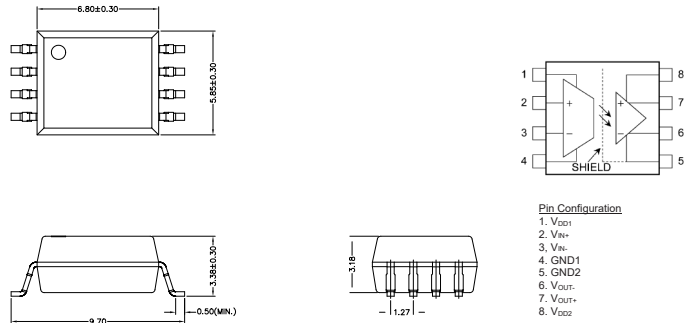


Product	Dimension (mm)	Feature	Supply Voltage (VDD1,VDD2)(V)	Gain	Gain error (25°C)	Input Voltage (mV)	T _{OPR} (°C)	Viso (Vrms)
EL7840	9.76x6.6x3.5	Analog, Low gain error	6	8	±2%	±200	-40-105	5000

Photo Coupler | Isoamp | 8pin SDIP



UNIT : mm



Product	Dimension (mm)	Feature	Supply Voltage (VDD1,VDD2)(V)	Gain	Gain error (25°C)	Input Voltage (mV)	T _{OPR} (°C)	Viso (Vrms)
ELK7840	6.8x5.85x3.18	Analog, Low gain error	6	8	±2%	±200	-40-105	5000

Photo Coupler



SEMI POWER

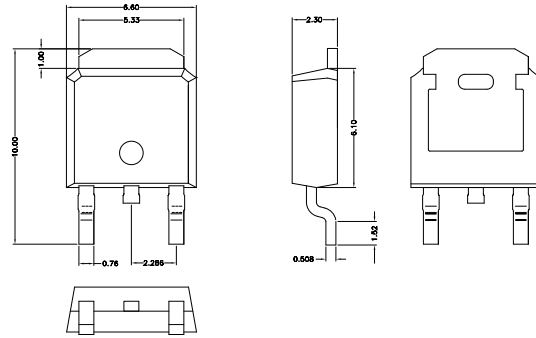
304 TO Series

307 DFN Series


Semi Power | TO Series



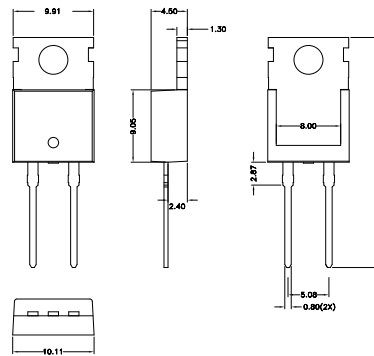
UNIT : mm




Product	Dimension(mm)	Mounting Style	Pins	Device Type	Breakdown Voltage [V]
TO-252-3L	6.6x10x2.3	SMD/SMT	2	SiC SBD、Si MOSFET	650



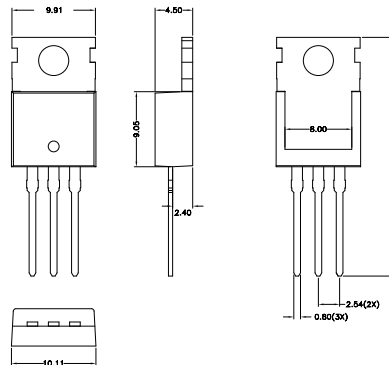
UNIT : mm



Product	Dimension(mm)	Mounting Style	Pins	Device Type	Breakdown Voltage [V]
TO-220-2L	10.11*28.78*4.5	Through Hole	2	SiC SBD	650/1200




UNIT : mm

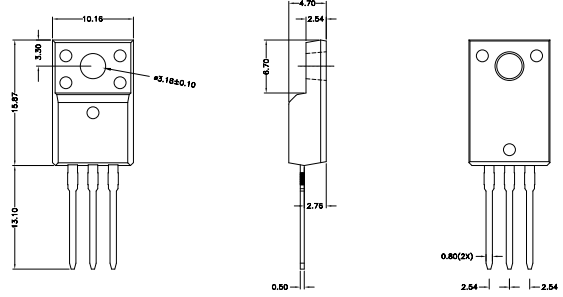


Product	Dimension(mm)	Mounting Style	Pins	Device Type	Breakdown Voltage [V]
TO-220-3L	10.11*28.78*4.5	Through Hole	3	SiC MOSFET、Si MOSFET	650/1200

Semi Power | TO Series



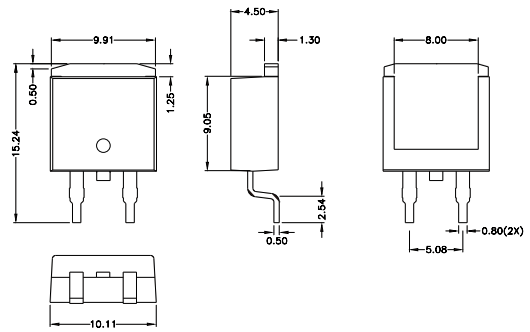
UNIT : mm




Product	Dimension(mm)	Mounting Style	Pins	Device Type	Breakdown Voltage [V]
TO-220F-3L	10.16*28.97*4.7	Through Hole	3	SiC MOSFET、Si MOSFET	650/1200



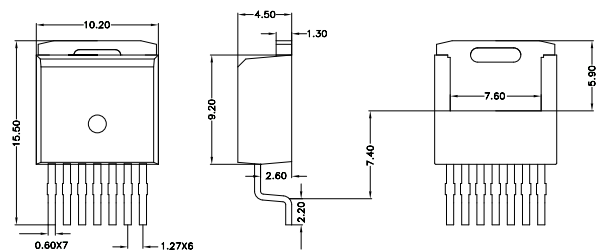
UNIT : mm



Product	Dimension(mm)	Mounting Style	Pins	Device Type	Breakdown Voltage [V]
TO-263-3L	10.11*15*4.5	SMD/SMT	2	SiC SBD	650/1200



UNIT : mm



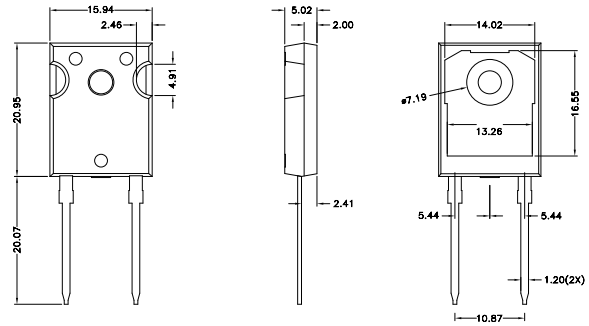
Product	Dimension(mm)	Mounting Style	Pins	Device Type	Breakdown Voltage [V]
TO-263-7L	10.2*15.5*4.5	SMD/SMT	7	SiC MOSFET	650/1200/1700

Semi Power


Semi Power | TO Series



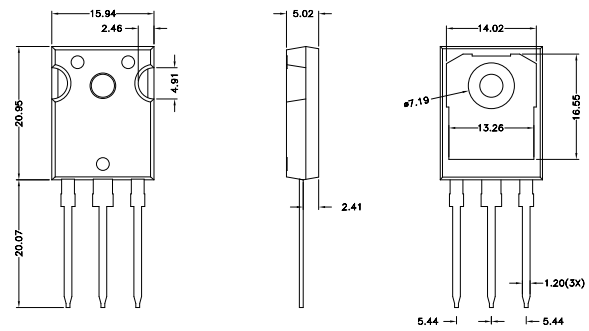
UNIT : mm




Product	Dimension(mm)	Mounting Style	Pins	Device Type	Breakdown Voltage [V]
TO-247-2L	15.94*41.02*5.02	Through Hole	2	SiC SBD	650/1200/1700



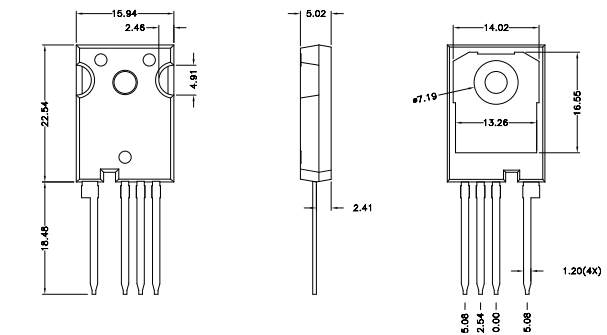
UNIT : mm



Product	Dimension(mm)	Mounting Style	Pins	Device Type	Breakdown Voltage [V]
TO-247-3L	15.94*41.02*5.02	Through Hole	3	SiC SBD /Dual SBD · SiC MOSFET	650/1200/1700



UNIT : mm

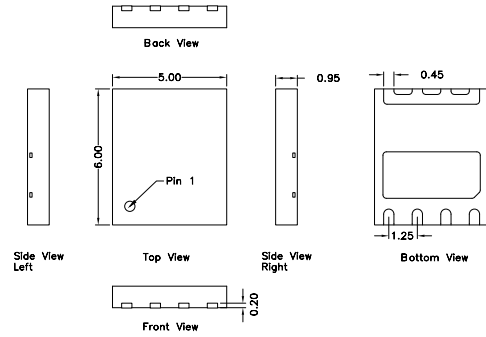


Product	Dimension(mm)	Mounting Style	Pins	Device Type	Breakdown Voltage [V]
TO-247-4L	15.94*41.02*5.02	Through Hole	4	SiC MOSFET	650/1200/1700


Semi Power | DFN Series



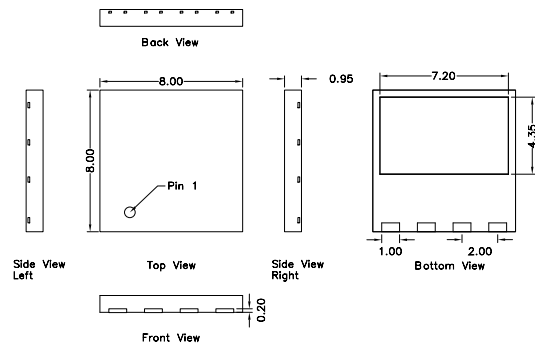
UNIT : mm




Product	Dimension(mm)	Mounting Style	Pins	Device Type	Breakdown Voltage [V]
DFN 5x6-5L	5*6*0.95	SMD/SMT	5	SiC MOSFET、Si MOSFET、GaN Transistor	650



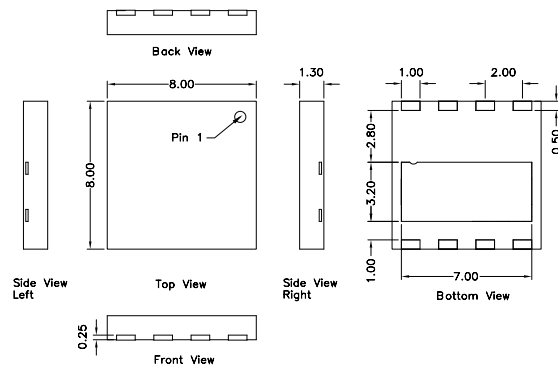
UNIT : mm



Product	Dimension(mm)	Mounting Style	Pins	Device Type	Breakdown Voltage [V]
DFN 8x8-5L	8*8*0.95	SMD/SMT	5	SiC SBD、SiC MOSFET、Si MOSFET	650



UNIT : mm



Product	Dimension(mm)	Mounting Style	Pins	Device Type	Breakdown Voltage [V]
DFN 8x8-8L	8*8*1.3	SMD/SMT	8	GaN Transistor	650

Notice

The content of this Catalogue is provided for informational purposes only. EVERLIGHT makes no representations about the accuracy, reliability, completeness of the information in this catalogue. EVERLIGHT may, at its sole discretion, revise the specifications, appearance, structures and materials herein without notice for the purpose of improvement. Please contact EVERLIGHT sales should you require more information on a product or its application.

This Catalogue does not contain any guarantee or agreed quality of EVERLIGHT's products or any warranty of merchantability, intellectual property, and fitness for a particular purpose. EVERLIGHT's obligation and responsibilities regarding its products are governed solely by the agreements under which they are sold. Unless otherwise agreed in writing, the information contained herein does not become part of the agreements.

The trademarks and logos ("Trademarks") displayed in this Catalogue are the property of EVERLIGHT and/or its affiliates. Nothing in this Catalogue should be construed as granting any licenses or right to the Trademarks. Without the express written consent of EVERLIGHT, the use of the Trademarks is prohibited.

All text, images, graphics and other materials contained in this Catalogue are subject to the copyright and other intellectual property rights of EVERLIGHT and/or its affiliates.

Structure and materials incorporated in LED packages may change according to customer's requests. Any LED package incorporating β -SiAlON phosphor are licensed by NIMS on the following Patents, Patent Publications and Patent Applications: Patent No. 3975451 (Japan), Patent No. 7,678,294 (US), Patent No. I-299055 (Taiwan), Patent No. ZL200580000742.3 (China), Patent Application No. 12/096,601 (US), Patent Application No. 2007-549180 (Japan), Patent Publication No. DE11200500044T5 (Germany), Patent Publication No.10-2007-0021140 (Korea), and Patent Publication No. EP1964905 (Europe).

EVERLIGHT

EVERLIGHT

EVERLIGHT

EVERLIGHT

ASIA**CHINA****CHINA, HONG KONG**

EVERLIGHT ELECTRONICS CO., LTD.
Units 1606-1610, 16/F., Prosperity Place,
6 Shing Yip Street, Kwun Tong, Kowloon,
Hong Kong
TEL: +852-2388-0602
FAX: +852-2388-1127

CHINA, SHENZHEN

EVERLIGHT ELECTRONICS CO., LTD.
Room 1101-1102, 3A Building ,Period 1 ,
Tian An Cloud Park ,NO.2018,Xuegang Rd.,
Bantian Sub-District, LongGang District,
Shenzhen City, Guangdong Province, China
Postcode: 518010
TEL: +86-0755-2163-8620
FAX: +86-0755-2163-8764

CHINA, GUANGZHOU

EVERLIGHT ELECTRONICS CO., LTD.
508 Room,Jiaotou Building,131 Dongxing Road,
Panyu District, Guangzhou city, Guangdong ,China
Postcode: 511400
TEL: +86-(0)20-8466-3392
FAX: +86-(0)20-8466-3372

CHINA, SUZHOU

EVERLIGHT ELECTRONICS CO., LTD.
5F, Wanrong International Building,
NO. 3158, Renmin Rd., Gusu Dist., Suzhou City,
Jiangsu Province, P.R. China
Postcode: 215011
TEL: +86-(0)512-8860-5888

CHINA, TIANJIN

EVERLIGHT ELECTRONICS CO., LTD
Room 505,Michael kuan in the valley of
e Imagination world, No 37. NanKai Three Road,
NanKai District,TianJin,China
Postcode: 300100
TEL: +86-22-2635-1122, 2635-1133

KOREA

EVERLIGHT OPTOELECTRONICS
KOREA CO., LTD.
7F S706-1 Garden 5 Works Choongmin Rd52.,
Songpa-gu, Seoul, KOREA.
TEL: +82-2-2047-3960
FAX: +82-2-2047-3961
EMAIL: terrychoi@everlightkorea.com

JAPAN, TOKYO

EVERLIGHT JAPAN CORPORATION
10F Shibadaimon Center Building,
1-10-11 Shibadaimon, Minato-k
Tokyo 105-0012, Japan
TEL: +81-3-6880-9083
EMAIL: elj@everlight.com

JAPAN, KYOTO

EVERLIGHT JAPAN CORPORATION
46-1, TAKEHANADONOMAECHE
YAMASHINA KU, KYOTO, 607-8085, JAPAN
TEL: +81-75-584-6070
FAX: +81-75-584-6080
EMAIL: elj@everlight.com

INDIA, NEW DELHI

EVERLIGHT ELECTRONICS INDIA PRIVATE LTD.
No. 606, 6th Floor, Surya Kiran Building,
Connaught Place, KG Marg, Delhi 110001
Mobile: +91-914-8657774
EMAIL: salesindia@everlight.com

MALAYSIA

EVERLIGHT OPTOELECTRONICS(M) SDN BHD
B-04-20 Krystal Point,
303 Jalan Sultan Azlan Shah,
11900 Penang, Malaysia
TEL: +60-4-646-4233
EMAIL: inquiry@everlight.com.my

SINGAPORE

EVERLIGHT ELECTRONICS SINGAPORE PTE LTD
5 Tampines Central 6, #03-38 Telepark Building,
Singapore 529482
TEL:+65-6747-7937
EMAIL: asean@everlight.com.my

AMERICA**TEXAS USA**

EVERLIGHT AMERICAS INC.
3220 Commander Drive, Suite 100
Carrollton,Texas, 75006, United States
TEL: +1-972-490-4008
FAX: +1-972-490-5009
EMAIL: salesmarketing@everlightamericas.com

CALIFORNIA USA

EVERLIGHT AMERICAS INC.
8599 Haven Avenue, Suite 205, Rancho
Cucamonga, California 91730, United States
TEL: +1-909-937-6070
FAX: +1-909-937-7619
EMAIL: salesmarketing@everlightamericas.com

SAN JOSE USA

EVERLIGHT AMERICAS INC.
960 Saratoga Ave., Suite 112,
San Jose, California, 95129, United States
TEL: +1-408-816-7548
FAX: +1-408-816-7569
EMAIL: salesmarketing@everlightamericas.com

MICHIGAN USA

EVERLIGHT AMERICAS INC.
34405 W 12 Mile Rd, Suite 218
Farmington Hills, Michigan 48331
TEL:+1-734-224-9880 Ext:102
FAX:+1-734-224-9922
EMAIL: salesmarketing@everlightamericas.com

EUROPE**GERMANY, KARLSRUHE**

EVERLIGHT ELECTRONICS EUROPE GMBH
Siemensallee 84, Building 7302, 5F
76187 Karlsruhe, Germany
TEL: +49-721-82447-3
FAX: +49-721-82447-40
EMAIL: info@everlight-eu.de

全国免费电话：400-6258-289

HEADQUARTERS

No. 6-8, Zhonghua Rd., Shulin Dist., New Taipei City, Taiwan 23860
TEL: +886-2-2685-6688 FAX: +886-2-2685-6699

www.everlight.com